
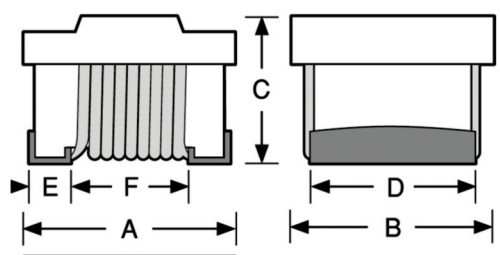


SERIES 0805R 

Open Construction Wirewound Surface Mount Inductors

INDUCTANCE (nH) ±10%
 INDUCTANCE TEST FREQUENCY (MHz)
 FREQUENCY Q MINIMUM
 SRF Q TEST FREQUENCY (MHz)
 DC RESISTANCE MAXIMUM (OHMS)
 CURRENT RATING MAXIMUM (mA)



Actual Size (Max.)

Physical Parameters

	Inches	Millimeters
A	0.090 Max.	2.29 Max.
B	0.068 Max.	1.73 Max.
C	0.060 Max.	1.52 Max.
D	0.050 (Ref. only)	1.27 (Ref. only)
E	0.018 (Ref. only)	0.44 (Ref. only)
F	0.040 (Ref. only)	1.03 (Ref. only)
G	0.070	1.78
H	0.040	1.02
I	0.030	0.76

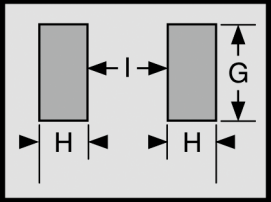
Operating Temperature Range -40°C to +125°C

Inductance and Q tested on HP4291A using HP16193A test fixture, or equivalent

Packaging Tape & reel (8mm): 7" reel, 2000 pieces max.

SERIES 0805R CERAMIC CORE							
-2N8K	2.8	250	80	1500	7900	0.06	800
-3N0K	3.0	250	65	1500	7900	0.06	800
-3N3K	3.3	250	50	1500	6000	0.08	600
-5N6K	5.6	250	65	1000	5500	0.08	600
-6N8K	6.8	250	50	1000	5500	0.11	600
-7N5K	7.5	250	50	1000	4500	0.14	600
-8N2K	8.2	250	50	1000	4700	0.12	600
-10NK	10	250	60	500	4200	0.10	600
-12NK	12	250	50	500	4000	0.15	600
-15NK	15	250	50	500	3400	0.17	600
-18NK	18	250	50	500	3300	0.20	600
-22NK	22	250	55	500	2600	0.22	500
-24NK	24	250	50	500	2000	0.22	500
-27NK	27	250	55	500	2500	0.25	500
-33NK	33	250	60	500	2050	0.27	500
-36NK	36	250	55	500	1700	0.27	500
-39NK	39	250	60	500	2000	0.29	500
-43NK	43	200	60	500	1650	0.34	500
-47NK	47	200	60	500	1650	0.31	500
-56NK	56	200	60	500	1550	0.34	500
-68NK	68	200	60	500	1450	0.38	500
-82NK	82	150	65	500	1300	0.42	400
-91NK	91	150	65	500	1200	0.48	400
-101K	100	150	65	500	1200	0.46	400
-111K	110	150	50	250	1000	0.48	400
-121K	120	150	50	250	1100	0.51	400
-151K	150	100	50	250	920	0.56	400
-181K	180	100	50	250	870	0.64	400
-221K	220	100	50	250	850	0.70	400
-241K	240	100	44	250	690	1.00	350
-271K	270	100	48	250	650	1.00	350
-331K	330	100	48	250	600	1.40	310
-391K	390	100	48	250	560	1.50	290
-471K	470	50	33	100	375	1.70	220
-561K	560	25	23	50	340	1.90	210
-621K	620	25	23	50	220	2.20	210
-681K	680	25	23	50	200	2.20	190
-751K	750	25	23	50	200	2.30	180
-821K	820	25	23	50	200	2.35	180
-102K	1000	25	20	50	100	2.50	170
-122K	1200	7.9	18	25	100	2.50	170
-152K	1500	7.9	16	25	100	2.50	170
-182K	1800	7.9	16	7.9	80	2.50	170
-222K	2200	7.9	16	7.9	60	2.70	160
-272K	2700	7.9	16	7.9	50	2.95	150

LAND PATTERN DIMENSIONS



Optional Tolerances: 8.2nH & Lower J = 5%
 All Other Values: J = 5% G = 2%
 *Complete part # must include series # PLUS the dash #
 For surface finish information, refer to www.delevanfinishes.com