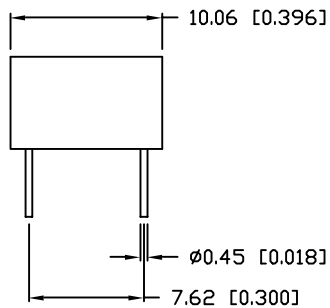
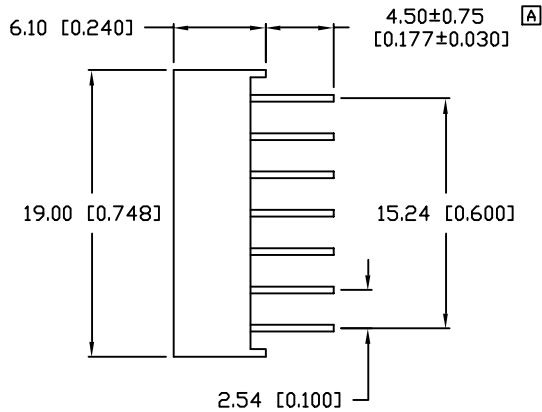
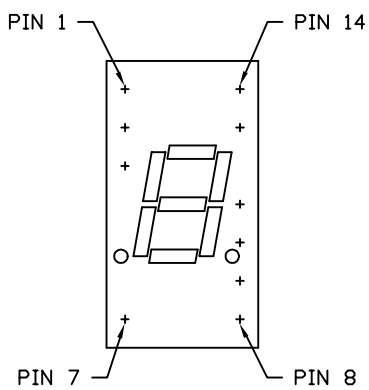
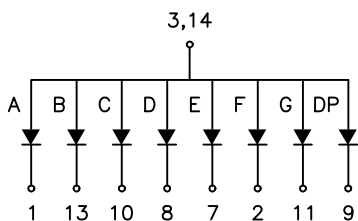
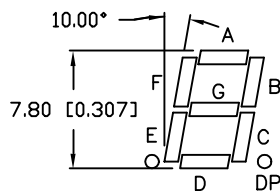


DATE	REVISIONS	REV
6-8-98	E.C.N. #10BRDR. & #10387. & REDRAWN./	A



**DIGIT DETAIL**



COMMON ANODE  
NOTE: NO PIN 4,5,6,12

**ELECTRO-OPTICAL CHARACTERISTICS**

PARAMETER	MIN	MAX
PEAK WAVELENGTH		585
FORWARD VOLTAGE		
REVERSE VOLTAGE	5.0	
AXIAL INTENSITY		
EMITTED COLOR:	YELLOW	
FONT COLOR:	GREY	
SEGMENT COLOR:	MILKY WHITE	

**LIMITS OF SAFE OPERATION**

PARAMETER	MIN	MAX
PEAK FORWARD CURRENT*		
STEADY CURRENT		
POWER DISSIPATION		
DERATE FROM 25°C		
OPERATING, STORAGE TEMP.		
SOLDERING TEMP.		
	2.0mm	FROM BODY

\*  $t < 10\mu S$

**RELIABILITY NOTE**  
OUR MANY YEARS OF EXPERIENCE  
THAT SOLDER HEAT IS A MAJOR CAUSE  
FAILURE. PLEASE PAY ATTENTION TO

**LUMEX**  
INCORPORATED

CONFIDENTIAL  
THE INFORMATION CONTAINED IN THIS DOCUMENT IS UNCLASSIFIED  
EXCEPT AS SPECIFICALLY AUTHORIZED IN WRITING BY THE ISSUING OFFICE.  
THIS DOCUMENT SHALL KEEP ALL INFORMATION CONTAINED HEREIN  
SAME IN WHOLE OR IN PART FROM DISCLOSURE.

DATE: 1-17-97

DWN:

SCALE: N/A

0.30" SEVEN SEGMENT  
GREY FONT/WHITE

PAGE 1 OF 1

UNLESS OTHERWISE SPECIFIED TOLERANCE IS  $\pm 0.25mm$  ( $\pm 0.010"$ )

DU