6365

ASS'Y PROC. A

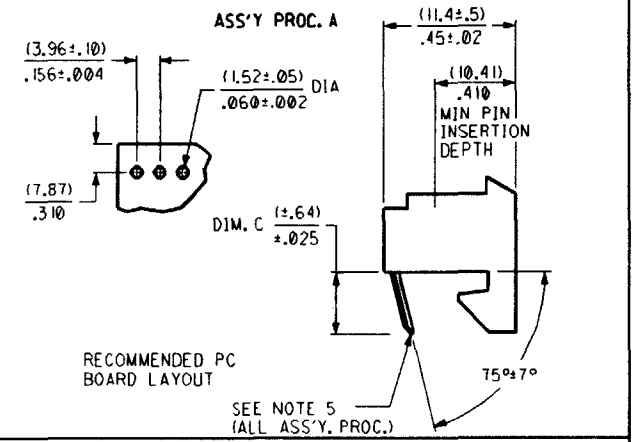

RECOMMENDED PC BOARD LAYOUT

ASS'Y PROC. C

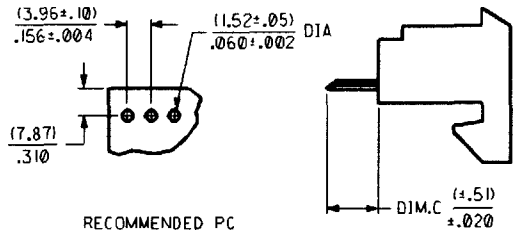

RECOMMENDED PC BOARD LAYOUT

ASS'Y PROC. D

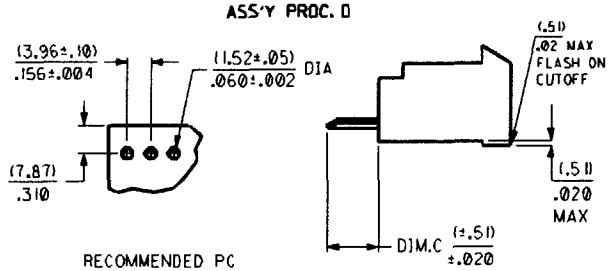

RECOMMENDED PC BOARD LAYOUT

ASS'Y. PROC. E

SEE NOTE 7

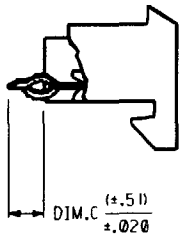

SEE ASS'Y. PROCEDURE C FOR PC BOARD HOLE LAYOUT

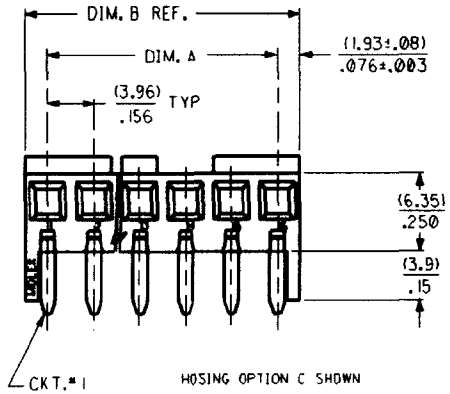

HOUSING OPTION C SHOWN

NOTES:

1. TERMINALS MUST CONFORM TO SOLDERABILITY SPEC. ES-152.
2. PARTS CONFORM TO PRODUCT SPEC 08-50.
3. HOUSING MATERIAL: NYLON, UL LISTED
4. "*" PRECEDING ENG. NO. IN CHARTS DESIGNATES STANDARD PRODUCT.
5. TERMINAL TAIL CENTERLINES ARE TO BE WITHIN (.30)/.012 OF EACH OTHER.
6. TERMINAL PULL OUT FORCE: 4 LBS MIN.
7. SEE SMES-42329-*** FOR KINK PIN INFORMATION.

A-6365- * * N * * * - *

- ASS'Y. PROC.
  - A=RIGHT ANGLE
  - C=TOP ENTRY
  - D=TOP ENTRY WITH HOOKS CUT OFF
  - E=TOP ENTRY WITH KINKED PINS
- HOUSING NO.
  - A=6365-N HOOKS & FLUX SHIELD
  - B=6365-AN HOOKS
  - C=6365-BN HOOKS & RAMP
  - D=6365-NBK HOOKS, FLUX SHIELD, DYED
- NO. OF CKTS.
- TERMINAL NO.
  - A=6441-B-1(*), BRASS
  - B=6441-B-2(*), BRASS
  - C=6441-C-1(*), PHOS BRONZE
- PLATING
  - (913) HOT TIN-LEAD DIP .000250/.000100
  - (587) SELECT GOLD .000025/.000015, SELECT TIN-LEAD .000150/.000075 OVER .000100/.000050 NICKEL
  - (P563) SELECT GOLD .000040/.000030, SELECT TIN-LEAD .000200/.000100 OVER .000100/.000050 NICKEL
- PACKAGING CODE
  - BLANK=BULK PACK
- VOID LOCATION

NO. OF CKTS.	DIM. A	DIM. B
1		(3.86) .152
2	(3.96 ± .13) .156 ± .005	(7.82) .308
3	(7.92 ± .13) .312 ± .005	(11.79) .464
4	(11.89 ± .13) .468 ± .005	(15.75) .620
5	(15.85 ± .13) .624 ± .005	(19.71) .776
6	(19.81 ± .13) .780 ± .005	(23.67) .932
7	(23.77 ± .25) .936 ± .010	(27.64) 1.088
8	(27.74 ± .25) 1.092 ± .010	(31.60) 1.244
9	(31.70 ± .25) 1.248 ± .010	(35.56) 1.400
10	(35.66 ± .25) 1.404 ± .010	(39.52) 1.556
11	(39.62 ± .25) 1.560 ± .010	(43.48) 1.712
12	(43.59 ± .25) 1.716 ± .010	(47.45) 1.868
13	(47.55 ± .25) 1.872 ± .010	(51.41) 2.024
14	(51.51 ± .36) 2.028 ± .014	(55.37) 2.180
15	(55.47 ± .36) 2.184 ± .014	(59.33) 2.336

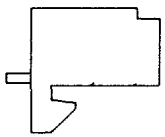

HOUSING OPTION A AND D

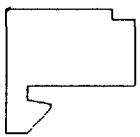

HOUSING OPTION B

LTR.	REVISIONS	LTR.	REVISIONS
		AA11	ADD-CCNA(P913) ECN U70122 8-2-96 JIUNWANG
		AA10	ADD/REL CCNCP913 ECR U61259 4-8-96 SAMIEC
AA12	REL CC08C(50)1 EC U80455 97-8-13 SAMIEC	AA9	ADD 50TVER. ECR U60120 8-1-95 SAMIEC

DIMENSIONS SHOWN (METRIC) INCH

UNLESS OTHERWISE SPECIFIED TOLERANCES: ANGULAR ± 1/2°

	INCH	METRIC
3 PLACE	± .010	---
2 PLACE	± .014	± 0.25
1 PLACE	---	± 0.36

DRAFT WHERE APPLICABLE MUST REMAIN WITHIN DIMENSIONS

DRWN. BY GUZIK CHKD. BY PATEL
APPD. BY LENZ SCALE :

▽ = 0 ▼ = 0 REVISE ONLY ON CAD SYSTEM

TITLE HOUSING ASS'Y, P.C. TAIL (3.96)/.156 ℄ TRIFURCON ASSEMBLY

MOLEX INCORPORATED USA, CLL 60137 USA. SHEET NO. 1 OF 7 DATE 12/10/87

PART NO. SEE CHART DRWG. NO. SDA-6365

FILE NAME 56365V1

THIS DRAWING CONTAINS INFORMATION THAT IS PROPRIETARY TO MOLEX INC. AND SHOULD NOT BE USED WITHOUT WRITTEN PERMISSION

DIV. KK SIZE C

MFG.	SH.	REV.
7	AA11	
6	AA12	
5	AA6	
4	AA8	
3	AA1	
2	AA11	
1	AA12	

6365

ENG. NO.	HOUSING NO.	TERMINAL NO.	DIM. C	EDP ON SHT. / COL.
A-6365-ABNA(P913)-*	6365-AN-*	6441-B-1(P913)C	(3.94) / .155	3 / 1
A-6365-CBNA(P913)-*	6365-AN-*	6441-B-1(P913)C	(3.18) / .125	3 / 2
A-6365-AANA(P913)-*	6365-N-*	6441-B-1(P913)C	(3.94) / .155	3 / 3
A-6365-ACNA(P913)-*	6365-BN-*	6441-B-1(P913)C	(3.94) / .155	3 / 4
A-6365-ADNA(P913)-*	6365-NBK-*	6441-B-1(P913)C	(3.94) / .155	4 / 1
A-6365-ABNA(102)-*	6365-AN-*	6441-B-1(102)C	(3.94) / .155	4 / 2
A-6365-AANA(102)-*	6365-N-*	6441-B-1(102)C	(3.94) / .155	4 / 3
A-6365-ACNA(P563)-*	6365-BN-*	6441-B-1(P563)C	(3.94) / .155	4 / 4
A-6365-CBNA(P563)-*	6365-AN-*	6441-B-1(P563)C	(3.18) / .125	5 / 1
A-6365-DBNA(P913)-*	6365-AN-*	6441-B-1(P913)C	(3.18) / .125	5 / 2
A-6365-CBNB(P913)-*	6365-AN-*	6441-B-2(P913)C	(4.50) / .177	5 / 3
A-6365-AANC(501)-*	6365-N-*	6441-C-1(501)C	(4.42) / .174	5 / 4
A-6365-CCNC(501)-*	6365-BN-*	6441-C-1(501)C	(3.18) / .125	6 / 1
A-6365-ABNC(P913)-*	6365-AN-*	6441-C-1(P913)C	(4.42) / .174	6 / 2
A-6365-CBNA(501)-*	6365-AN-*	6441-B-1(501)C	(3.18) / .125	6 / 3
A-6365-DBNA(501)-*	6365-AN-*	6441-B-1(501)C	(3.18) / .125	6 / 4
A-6365-CCNC(P913)-*	6365-BN-*	6441-C-1(P913)C	(3.18) / .125	7 / 1
A-6365-CCNA(P913)-*	6365-BN-*	6441-B-1(P913)C	(3.18) / .125	7 / 2

LTR.	REVISIONS	LTR.	REVISIONS
		AA11	SEE SHEET 1

DIMENSIONS SHOWN METRIC[INCH]
UNLESS OTHERWISE SPECIFIED TOLERANCES: ANGLE ± 1/2°

	INCH	METRIC
3 PLACE	±	
2 PLACE	±	±
1 PLACE		±

DRAFT WHERE APPLICABLE MUST REMAIN WITHIN DIMENSIONS

DWG. BY GUZIK CHK'D. BY PATEL
APP'D. BY LENZ SCALE :

▽ = 0 ▼ = 0 REVISE ONLY ON CAD SYSTEM

TITLE
HOUSING ASS'Y P.C.TAIL
(3.96)/.156 ℄
TRIEURCON ASSEMBLY

MOLEX INCORPORATED
LISLE, ILL. 60532 U.S.A.

SHEET NO. 2 DATE 12/10/87

PART NO. SEE CHART DWG. NO. SDA-6365

FILE NAME S6365X2

THIS DRAWING CONTAINS INFORMATION THAT IS PROPRIETARY TO MOLEX INC. AND SHOULD NOT BE USED WITHOUT WRITTEN PERMISSION

REV. KK SIZE C

A-6365-ADNA(P913)-*			A-6365-ABNA(102)-*			A-6365-AANA(102)-*			A-6365-ACNA(P563)-*		
PART NO.	ENG. NO(SUFFIX ONLY)	VOID CKT.	PART NO.	ENG. NO(SUFFIX ONLY)	VOID CKT.	PART NO.	ENG. NO(SUFFIX ONLY)	VOID CKT.	PART NO.	ENG. NO(SUFFIX ONLY)	VOID CKT.
	-AD1A(P913)			-AB1A(102)			-AA1A(102)			-AC1A(P563)	
	-AD2A(P913)			-AB2A(102)			-AA2A(102)			-AC2A(P563)	
26-16-5039	-AD3A(P913)			-AB3A(102)			-AA3A(102)		26-29-2032	-AC3A(P563)	
26-16-5049	-AD4A(P913)			-AB4A(102)			-AA4A(102)		26-29-2042	-AC4A(P563)	
26-16-5059	-AD5A(P913)			-AB5A(102)		26-16-5056	-AA5A(102)		26-29-2052	-AC5A(P563)	
26-16-5069	-AD6A(P913)		26-16-6063	-AB6A(102)		26-16-5068	-AA6A(102)		26-29-2062	-AC6A(P563)	
26-16-5079	-AD7A(P913)		26-16-6073	-AB7A(102)			-AA7A(102)		26-29-2072	-AC7A(P563)	
26-16-5089	-AD8A(P913)		26-16-6083	-AB8A(102)			-AA8A(102)		26-29-2082	-AC8A(P563)	
26-16-5099	-AD9A(P913)			-AB9A(102)		26-16-5098	-AA9A(102)		26-29-2092	-AC9A(P563)	
26-16-5109	-AD10A(P913)		26-16-6103	-AB10A(102)			-AA10A(102)		26-29-2102	-AC10A(P563)	
	-AD11A(P913)			-AB11A(102)			-AA11A(102)		26-29-2112	-AC11A(P563)	
26-16-5129	-AD12A(P913)			-AB12A(102)		26-16-5128	-AA12A(102)		26-29-2122	-AC12A(P563)	
	-AD13A(P913)			-AB13A(102)			-AA13A(102)		26-29-2132	-AC13A(P563)	
	-AD14A(P913)			-AB14A(102)		26-16-5148	-AA14A(102)		26-29-2142	-AC14A(P563)	
26-16-5159	-AD15A(P913)			-AB15A(102)			-AA15A(102)		26-29-2152	-AC15A(P563)	
				-AB4A(102)-2	2	26-16-5057	-AA5A(102)-2	2			
			26-16-6061	-AB6A(102)-2	2	26-16-6093	-AA9A(102)-3	3			
				-AB14A(102)-2	2	S 26-16-6142	-AA14A(102)-2	2			
			26-16-6075	-AB7A(102)-5	5						
			26-16-6115	-AB11A(102)-5	5						
			26-16-6064	-AB6A(102)-1	1						
			26-16-6148	-AB14A(102)-8	8						
			26-16-6148	-AB14A(102)-8	8						

COLUMN NO. 1	CON'T. IN COLUMN NO.	SHEET NO.	COLUMN NO. 2	CON'T. IN COLUMN NO.	SHEET NO.	COLUMN NO. 3	CON'T. IN COLUMN NO.	SHEET NO.	COLUMN NO. 4	CON'T. IN COLUMN NO.	SHEET NO.
							SEE SHEET 1			SEE SHEET 1	
							SEE SHEET 1			SEE SHEET 1	
							SEE SHEET 1	AA8		SEE SHEET 1	
							SEE SHEET 1	AA5		SEE SHEET 1	
							SEE SHEET 1	W1		SEE SHEET 1	
							SEE SHEET 1	T2		SEE SHEET 1	
							SEE SHEET 1	T		SEE SHEET 1	
						LTR.	REVISIONS	LTR.		REVISIONS	

DIMENSIONS SHOWN (METRIC) INCH

UNLESS OTHERWISE SPECIFIED TOLERANCES ANGULAR ± 1/2°

	INCH	METRIC
3 PLACE	±	
2 PLACE	±	±
1 PLACE		±

DRAFT WHERE APPLICABLE MUST REMAIN WITHIN DIMENSIONS

DRWG. BY GUZIK | CHK'D. BY PATEL | APP'D. BY LENZ | SCALE ±

▽ = 0 ▼ = 0 REVISE ONLY ON CAD SYSTEM

TITLE HOUSING ASS'Y P.C. TAIL (3.96)/.156 ¢ TRIFURCON ASSEMBLY

MOLEX INCORPORATED LISLE, ILL. 60532 U.S.A.

SHEET NO. 4 | DATE 12/10/87

PART NO. SEE CHART | DRWG. NO. SDA-6365

FILE NAME S6365X4

THIS DRAWING CONTAINS INFORMATION THAT IS PROPRIETARY TO MOLEX INC. AND SHOULD NOT BE USED WITHOUT WRITTEN PERMISSION

REV. KK | SIZE C