

30A Avg.

60 Volts

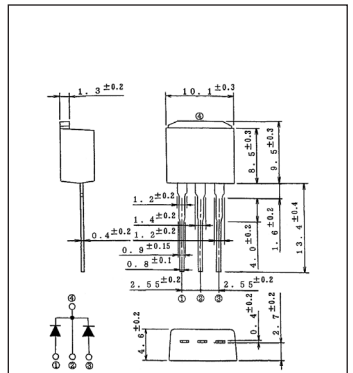
SBD

C30T06QH-11A

■最大定格 Maximum Ratings

Item	Symbol	Conditions	Unit		
くり返しピーク逆電圧 Repetitive Peak Reverse Voltage	V_{RRM}	60	V		
くり返しピークサージ逆電圧 Repetitive Peak Surge Reverse Voltage	V_{RRSM}	65 パルス幅 $1 \mu s$ 以下、デューティ1/50以下 pulse width $\leq 1 \mu s$ duty $\leq 1/50$	V		
平均整流電流 Average Rectified Forward Current	I_O	50Hz、正弦全波通電抵抗負荷 50Hz Full Sine Wave Resistive Load	$T_c=108^\circ C$	30	A
実効順電流 R.M.S. Forward Current	$I_F(RMS)$	33.3		A	
サージ順電流 Surge Forward Current	I_{FSM}	200 50Hz正弦全波、1サイクル、非くり返し 50Hz Full Sine Wave, 1cycle, Non-repetitive		A	
動作接合温度範囲 Operating Junction Temperature Range	T_{jw}	-40~+150		$^\circ C$	
保存温度範囲 Storage Temperature Range	T_{stg}	-40~+150		$^\circ C$	

■OUTLINE DRAWING(mm)



■APPROX. NET WEIGHT:1.45g

■電氣的・熱的特性 Electrical/Thermal Characteristics

Item	Symbol	Conditions	Min.	Typ.	Max.	Unit
ピーク逆電流 Peak Reverse Current	I_{RM}	$T_j=25^\circ C, V_{RM}=V_{RRM}$, 一素子あたり Per Diode	—	—	1	mA
ピーク順電圧 Peak Forward Voltage	V_{FM}	$T_j=25^\circ C, I_{FM}=15A$, 一素子あたり Per Diode	—	—	0.69	V
熱抵抗 Thermal Resistance	$R_{th(j-c)}$	接合部・ケース間 Junction to Case	—	—	1.5	$^\circ C/W$

■定格・特性曲線

FIG.1

順電圧特性
FORWARD CURRENT VS. VOLTAGE

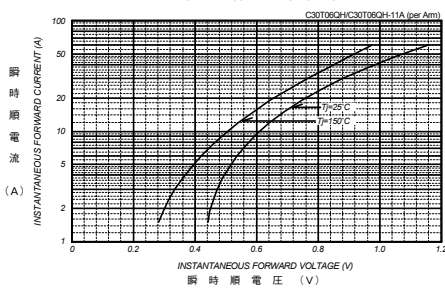


FIG.2

平均順電力損失特性
AVERAGE FORWARD POWER DISSIPATION

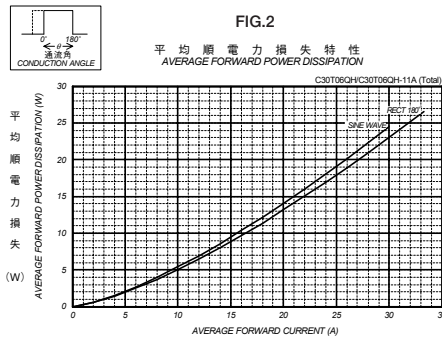


FIG.3

ピーク逆電流 - ピーク逆電圧特性
PEAK REVERSE CURRENT VS. PEAK REVERSE VOLTAGE

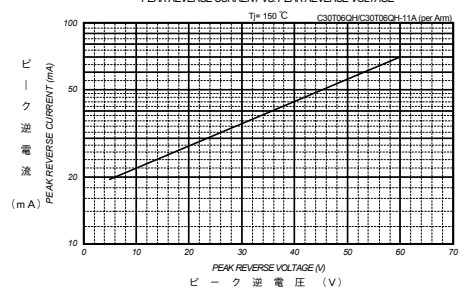


FIG.4

平均逆電力損失
AVERAGE REVERSE POWER DISSIPATION

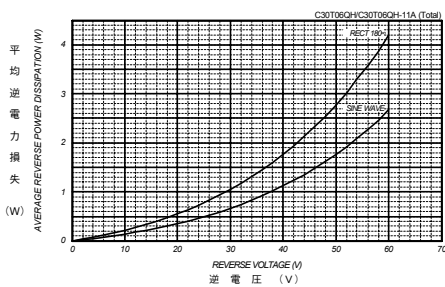


FIG.5

平均順電流 - ケース温度定格
AVERAGE FORWARD CURRENT VS. CASE TEMPERATURE

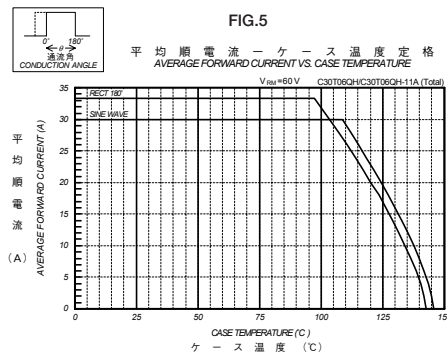


FIG.6

サージ順電流定格
SURGE CURRENT RATINGS

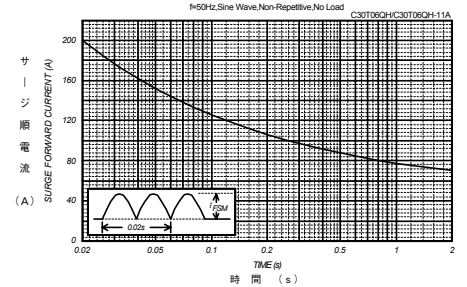


FIG.7

接合容量特性
JUNCTION CAPACITANCE VS. REVERSE VOLTAGE

