



Construction

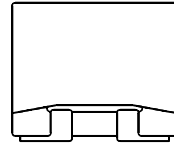
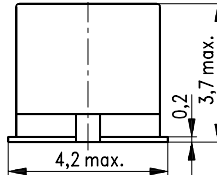
- Ferrite drum core, base plate and cover cap
- Electromagnetically shielded

Features

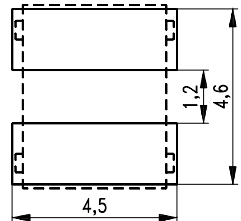
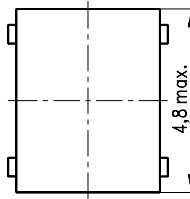
- Magnetically closed core shape keeps leakage and coupling low

Packing

- 12-mm blister tape
- Packing unit: 2300 pcs.



Recommended pad arrangement



FIN0003-G

Technical data

L	L-tolerance	Q_{min}	f_M	f_r	R_{DC}	I_{max}	Ordering code	
μH	%		MHz	MHz	Ω	mA		
1,0	± 10	50	7,9	25	150	0,16	790	B78008-S1102-K1
1,5				110	0,19	730	B78008-S1152-K1	
2,2				80	0,25	630	B78008-S1222-K1	
3,3				65	0,40	500	B78008-S1332-K1	
4,7				55	0,60	410	B78008-S1472-K1	
6,8				45	0,70	370	B78008-S1682-K1	
10			2,5	34	0,90	310	B78008-S1103-K1	
15				26	1,10	260	B78008-S1153-K1	
22				20	1,50	210	B78008-S1223-K1	
33				16	1,90	170	B78008-S1333-K1	
47				14	2,50	140	B78008-S1473-K1	
68				13	4,00	120	B78008-S1683-K1	
100			0,79	11	6,00	100	B78008-S1104-K1	
150				9	7,00	80	B78008-S1154-K1	
220				7	7,00	65	B78008-S1224-K1	
330				6	11,00	55	B78008-S1334-K1	
470			0,50	5	12,00	45	B78008-S1474-K1	
1000	2,6	31,00		36	B78008-S1105-K1			

Other inductance ratings upon request.

I_{max} = Permissible current for 50 K overtemperature or ± 5 % L change

▲ = To be preferred

Climatic category in accordance with IEC 68-1	55/125/56 (- 55 to 125 °C, 56 days damp heat test)
Permissible power dissipation	120 W, corresponding to an overtemperature of 50 K

Typical coil qualities

