

PLUG

RECEPTACLE

CORRECT LEGENDS
 ADD DATE/DRAWING NO.
 EC NO: LCP2004-0895
 DRWN: ELHAG 11/10/03
 CHK: ELHAG 11/10/03
 APPR: FSMITH 11/11/03

REV	DESCRIPTION
G	

QUALITY SYMBOLS MAJOR = 0 CRITICAL = 0	GENERAL TOLERANCES: (UNLESS SPECIFIED)	
	mm	INCH
	4 PLACES ±0.--- ±.005	
	3 PLACES ±0.13 ±.01	
	2 PLACES ±0.25 ±.---	
1 PLACE ±0. ±.		
ANGULAR: ± .5°		
DRAFT WHERE APPLICABLE MUST REMAIN WITHIN DIMENSIONS		

SCALE 2 : 1	DESIGN UNITS <input type="checkbox"/> mm <input checked="" type="checkbox"/> INCH
DRAWN BY & DATE JBS 06/10/03	
CHECKED BY & DATE BW 06/13/03	
APPROVED BY & DATE BW 06/16/03	
CAD FILENAME SD1772-36*.DGN	

DIMENSIONS: <input type="checkbox"/> mm <input checked="" type="checkbox"/> INCH <input type="checkbox"/> mm ONLY		THIRD ANGLE PROJECTION
TITLE: .062/(1.57) HOUSING, PLUG AND RECEPTACLE, 36 - CIRCUIT		
MATERIAL NO. SEE CHART		
DRAWING NO. SD-1772-36*-*-*		SHEET NO. 1 of 2
THIS DRAWING CONTAINS INFORMATION THAT IS PROPRIETARY TO MOLEX INCORPORATED AND SHOULD NOT BE USED WITHOUT WRITTEN PERMISSION.		SIZE C

PLUG	
PART NO.	ENG. NO.
03-06-2361	1772-36P
03-06-2362	1772-36P-I
03-06-7361	1772-36P-D
03-06-7362	1772-36P-I-D

RECEPTACLE	
PART NO.	ENG. NO.
03-06-1361	1772-36R
03-06-1362	1772-36R-I
03-06-6361	1772-36R-D
03-06-6362	1772-36R-I-D

PLUG LEGEND:

1772-36P-***

CIRCUIT SIZE

P = PLUG

BLANK = W/ EARS

I= W/O EARS

BLANK = NATURAL

D=DYED

RECEPTACLE LEGEND:

1772-36R-***

CIRCUIT SIZE

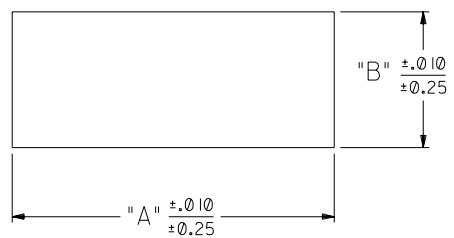

R = RECEPTACLE

BLANK = W/ EARS

I= W/O EARS

BLANK = NATURAL

D=DYED



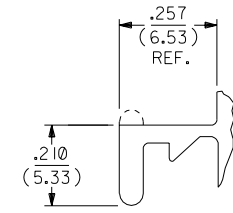
HOUSING	DIM. "A"	DIM. "B"
PLUG	1.795/(45.59)	.825/(20.96)
RECEPTACLE	1.677/(42.60)	.707/(17.96)

RECOMMENDED PANEL OPENING

* MAX. PANEL THICKNESS IS .060.

NOTES:

1. MATERIAL: PA 66, UL 94V-2; COLOR: NATURAL.
2. FINISH: NONE.
3. PRODUCT SPECIFICATION: NONE.
4. PACKAGING SPECIFICATION: NONE.
5. FOR USE WITH .062 SERIES TERMINALS.



MOUNTING EAR DETAIL

(SCALE 4:1)

DIMENSIONS SHOWN (METRIC) INCH		▽=0	▼=2	REVISE ONLY ON CAD SYSTEM
UNLESS OTHERWISE SPECIFIED TOLERANCES: ANGULAR ±.5°		TITLE		
3 PLACE ± .005 ---		.062/(1.57) HOUSING, PLUG AND RECEPTACLE, 36 CIRCUIT		
2 PLACE ± .01 ± 0.13		SEE CHART		
1 PLACE --- ± 0.25		SD-1772-36***		
DRAFT WHERE APPLICABLE MUST REMAIN WITHIN DIMENSIONS		PART NO. SD-1772-36		
DRWG. BY JBS		DRWG. NO. SD-1772-36		
CHK'D. BY BW		SHEET NO. 2		
APP'D. BY BW		DATE 06/10/03		
SCALE 2:1		MOLEX INCORPORATED U.S.A.		
LTR. REVISIONS		THIS DRAWING CONTAINS INFORMATION THAT IS PROPRIETARY TO MOLEX INC. AND SHOULD NOT BE USED WITHOUT WRITTEN PERMISSION		