

Class 2 UL5085-3 Transformer


60VA - 75VA, Non-Inherently Energy Limited

Series: CL - Lead Wires & Quick-Connects

- Power Rating 60VA to 75VA
- Secondary Fusing Required (Provided by Factory),
- Frequency 50/60Hz
- Insulation Class B (155°C)

Agency Approvals:

- UL/cUL 5085-3 Class 2 Recognized (File E49606)
- Insulation File No. E95662

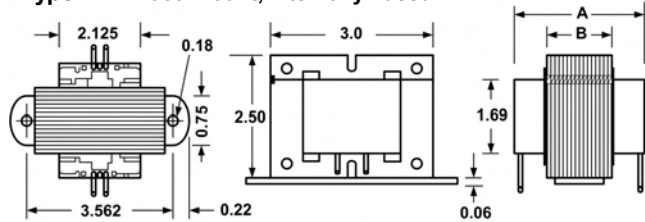


* 60 & 75VA transformers must have overcurrent protectors in series with the secondary winding.
 * Multi voltage combinations are available - consult factory.

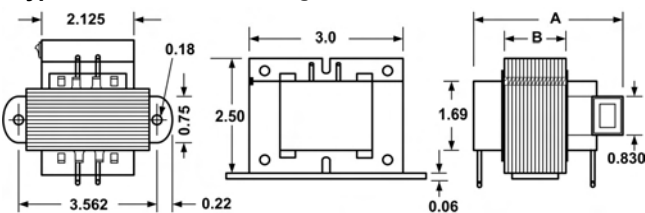
Lead Wires

Type HX Foot Mount - Steel bracket welded to the bottom of the laminations for easy mounting
Type GX Panel Mount - 0.218" (5.54 mm) diameter holes in each corner to allow direct mounting to a panel.
Lead Wires: All leads are 18 AWG stranded 2/64" (0.794 mm) insulation thickness. Standard parts have 12" (305 mm) total length with 1/2" (12.7 mm) strip.

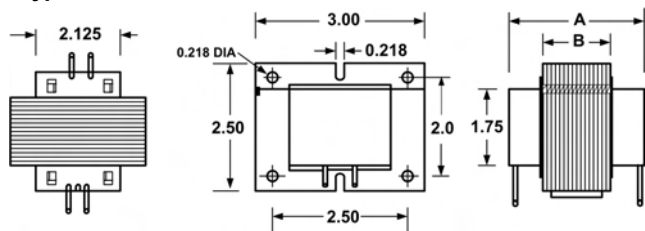
Type HX - Foot Mount, Internally Fused



Type HX - Foot Mount, Integral Circuit Breaker



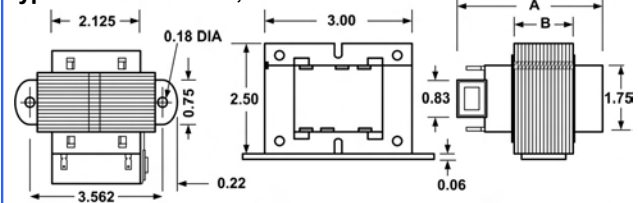
Type GX - Panel Mount



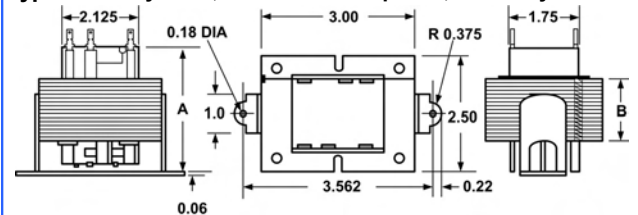
Quick-Connects

Type BB Foot Mount, Pri & Sec on Same Side - Quick connect terminals with line and load terminations on the same side of transformer.
Type AE Laydown, Pri & Sec on Top Side - Quick connect terminals with line and load terminations on the top of transformer.
Type AB Foot Mount, Pri & Sec on Opposite Side - Quick connect terminals with line and load terminations on opposite sides of transformer
Terminals:
 Standard male quick connects - .250" x .032" (6.35 x .81mm).
 Other available quick connects - .187" x .032" (4.75 x .81 mm)

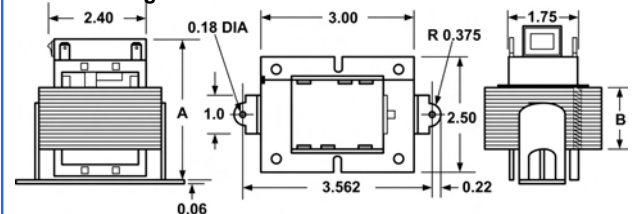
Type BB - Foot Mount, Pri & Sec on Same Side



Type AE - Laydown, Pri & Sec on Top side, Internally Fused



Type AE - Laydown Termination, Pri & Sec on Top Side, Integral Circuit Breaker



Dimensions (Inches)	Internally Fused	w/ Integral Circuit Breaker	Standard Part
A	2.500	3.300	2.500
B	1.000	1.000	1.000

Any application, Any requirement, Contact us for our Custom Designs



Class 2 UL5085-3 Transformer
60VA - 75VA, Non-Inherently Energy Limited
Series: CL - Lead Wires & Quick-Connects



Partial Selection Guide

Primary Voltage	Secondary Voltage	60 VA Size - 1.0" X 1.0"	UL	75 VA Size - 1.0" X 1.0"	UL
208/230	24	CL60H00-000*	✓	CL75J00-000*	✓
	24Vct	CL60H00-0CT*	✓	CL75J00-0CT*	✓
120	24	CL60H01-000*	✓	CL75J01-000*	✓
	24Vct	CL60H01-0CT*	✓	CL75J01-0CT*	✓
277	24	CL60H02-000*	✓	CL75J02-000*	✓
	24Vct	CL60H02-0CT*	✓	CL75J02-0CT*	✓
120/208/240	24	CL60H03-000*	✓	CL75J03-000*	✓
	24Vct	CL60H03-0CT*	✓	CL75J03-0CT*	✓
480	24	CL60H04-000*	✓	CL75J04-000*	✓
	24Vct	CL60H04-0CT*	✓	CL75J04-0CT*	✓
120/208/240/480	24	—	-	CL75J05-000*	✓
	24Vct	—	-	CL75J05-0CT*	✓
600	24	CL60H06-000*	✓	CL75J06-000*	-
	24Vct	CL60H06-0CT*	✓	CL75J06-0CT*	-
277/380/575	24	CL60H08-000*	✓	CL75J08-000*	✓
	24Vct	CL60H08-0CT*	✓	CL75J08-0CT*	✓
380	24	CL60H09-000*	✓	CL75J09-000*	-
	24Vct	CL60H09-0CT*	✓	CL75J09-0CT*	-
277/380/415/480	24	—	-	CL75J14-000*	✓
	24Vct	—	-	CL75J14-0CT*	✓
208/240	24	CL60H15-000*	✓	CL75J15-000*	✓
	12	CL60H50-000*	✓	—	-
	24Vct	CL60H15-0CT*	✓	CL75J15-0CT*	✓
380/415	24	CL60H17-000*	✓	CL75J17-000*	-
	24Vct	CL60H17-0CT*	✓	CL75J17-0CT*	-
575	24	CL60H21-000*	✓	CL75J21-000*	✓
	24Vct	CL60H21-0CT*	✓	CL75J21-0CT*	✓
480/575	24	CL60H30-000*	✓	CL75J30-000*	-
	24Vct	CL60H30-0CT*	✓	CL75J30-0CT*	-
200/230	24	CL60H31-000*	✓	CL75J31-000*	✓
	24Vct	CL60H31-0CT*	✓	CL75J31-0CT*	✓
240	24	CL60H40-000*	✓	CL75J40-000*	✓
	24Vct	CL60H40-0CT*	✓	CL75J40-0CT*	✓
120/277	24	CL60H41-000*	✓	CL75J41-000*	✓
	24Vct	CL60H41-0CT*	✓	CL75J41-0CT*	✓
208/240/480	24	CL60H44-000*	✓	CL75J44-000*	-
	24Vct	CL60H44-0CT*	✓	CL75J44-0CT*	-
208	24	CL60H45-000*	✓	CL75J45-000*	✓
	24Vct	CL60H45-0CT*	✓	CL75J45-0CT*	✓
100	24	CL60H48-000*	✓	CL75J48-000*	✓
	24Vct	CL60H48-0CT*	✓	CL75J48-0CT*	✓
265	24	CL60H52-000*	✓	CL75J52-000*	✓
	24Vct	CL60H52-0CT*	✓	CL75J52-0CT*	✓
208/230/460	24	CL60H54-000*	✓	CL75J54-000*	-
	24Vct	CL60H54-0CT*	✓	CL75J54-0CT*	-
380/460	24	CL60H60-000*	✓	CL75J60-000*	-
	24Vct	CL60H60-0CT*	✓	CL75J60-0CT*	-

* Refer to page number 7. Must complete part number to specify voltages, termination, mounting & fusing.
 For custom designs 3 digit customer ID will be added at the end of the part number.

Lead Wire Details:

Primary Voltage	COM	110,115,120	200,208,215	220, 230, 240	265, 277	380	400, 415	460, 480	575	600
Color	Black	White	Red	Orange	Brown	Violet	Red/White	Grey	Black/Red	Black/White
Secondary Voltage	COM	12	24	Standard leads: All leads are 12.0" L.O.C (length out of coil) 1/2" strip						
Color	Blue	Yellow	Blue							

Any application, Any requirement, Contact us for our Custom Designs

