

Arrays

- For Detailed LED Data, See Discrete Section, MODEL 125

TO ORDER, FOLLOW THE EXAMPLE:

Select one BOLD component from each SHADED column in the tables below.

1	Model	2	LED
	PCL1254		-BCA

→Part Number PCL1254-BCA

1	Model
	PCL1254 Right Angle Four LED Array
	PCH125N-200 ^[1] Right Angle Variable Array
	PCV125N-200 ^[1] Vertical Mount Variable Array


STANDARD INTENSITY - DIFFUSED ENCAPSULATION				
LED	Color	λ_{pk} (nm)	I_v ^[2] (mcd)	Viewing Angle
-BR	RED	635	14	60
-BA	AMB	583	14	60
-BG	GRN	565	14	60

MEDIUM INTENSITY - TINTED ENCAPSULATION				
LED	Color	λ_{pk} (nm)	I_v ^[2] (mcd)	Viewing Angle
-BCR	RED	635	60	45
-BCA	AMB	583	30	45
-BCG	GRN	565	44	45

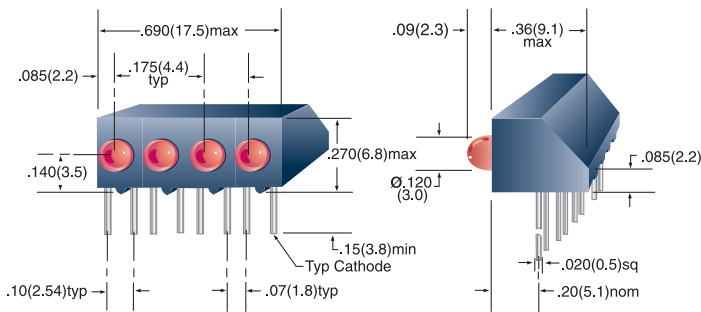
SPECIALTY LEDs					
LED	Color	λ_{pk} (nm)	I_v ^[2] (mcd)	Viewing Angle	Description
-RLP	RED	635	2.1	50	Low Power
-ALP	AMB	583	1.6	50	Low Power
-GLP	GRN	565	2.1	50	Low Power
-DRG	RED/GRN	635/567	4.3/3.7	118	Bi-Color, Red Cathode
-BR5V	RED	635	8	60	Integrated Resistor for 5VDC
-BA5V	AMB	583	8	60	Integrated Resistor for 5VDC
-BG5V	GRN	565	8	60	Integrated Resistor for 5VDC
-BR12V	RED	635	8	60	Integrated Resistor for 12VDC
-BA12V	AMB	583	8	60	Integrated Resistor for 12VDC
-BG12V	GRN	565	8	60	Integrated Resistor for 12VDC

[1] Replace "N" with the number of LEDs in the array, 2 - 8 (e.g. PCH1253-200).

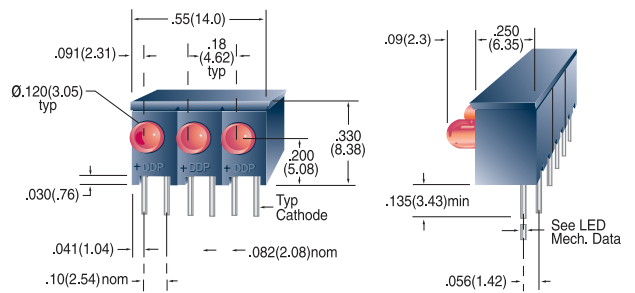
[2] I_v = typical luminous intensity @ $I_f = 20\text{mA}$ ($T_a = 25^\circ\text{C}$), Low Power LEDs @ $I_f = 2\text{mA}$, Integrated Resistor LEDs @ $V_f = 5\text{VDC}$ or @ $V_f = 12\text{VDC}$. Bi-color LEDs @ $I_f = 10\text{mA}$.



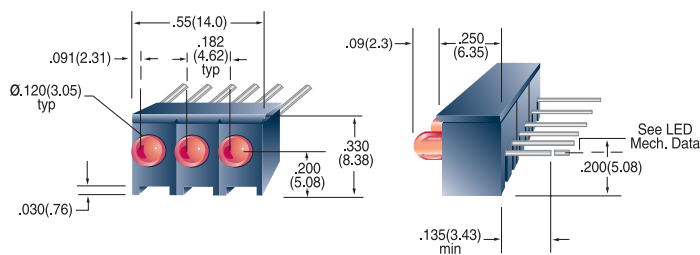
PCL1254



PCH1253-200



PCV1253-200



All dimensions are in inches (mm)
 Tolerances: .xx"(.x) ±.025"(.63) / .xxx"(.xx)±.010"(.25)
 Specifications are subject to change without notice.