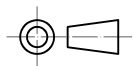
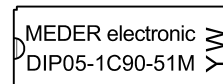
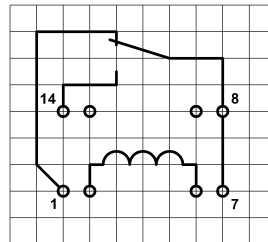
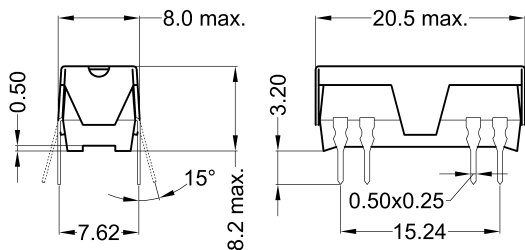


**Dimensions**

**Layout 51M Pitch 2.54 / Top View**

**Marking**

Type - Layout  
 Production-Code  
 EN60062



unspecified tolerances  $\pm 0.1\text{mm}$   
 nicht spezifizierte Toleranzen  $\pm 0.1\text{mm}$

Coil Data at 20 °C	Conditions	Min	Typ	Max	Unit
Coil resistance		180	200	220	Ohm
Coil voltage			5		VDC
Rated power			125		mW
Coil current			25		mA
Thermal resistance	max. Relay temperature = operating temperature + self heating		85		K/W
Inductance			17		mH
Pull-In voltage				3,5	VDC
Drop-Out voltage		0,75			VDC

Contact data 90	Conditions	Min	Typ	Max	Unit
Contact rating	Any DC combination of V & A not to exceed their individual max.'s			10	W
Switching voltage	DC or Peak AC/ with 40% overdrive			175	V
Switching current	DC or Peak AC/ with 40% overdrive			0,5	A
Carry current	DC or Peak AC/ with 40% overdrive			1	A
Contact resistance static	Measured with 40% overdrive Start Value			150	mOhm
Insulation resistance	RH <45 %, 100 V test voltage	1			TOhm
Breakdown voltage	according to IEC 255-5	0,25			kV DC
Operate time, incl. bounce	measured with 40% overdrive			0,7	ms
Release time	measured with no coil excitation			1,5	ms
Capacity	@ 10 kHz across open switch		1		pF

Special Product Data	Conditions	Min	Typ	Max	Unit
Number of contacts			1		
Contact - form			Form C - Changeover		
Dielectric Strength Coil/Contact	according to IEC 255-5	1,5			kV DC
Insulation resistance Coil/Contact	40°C, 95% R.H.	5			TOhm
Capacity Coil/Contact	@ 10 kHz		0,8		pF
Case colour			black		
Housing material			mineral filled epoxy		
Connection pins			cu-alloy tinned		
Magnetic Shield			yes		
Reach / RoHS conformity			yes		
Approval			UL File No. NRNT2.E156887		
Approval			UL File No. NRNT8.E156887		

Modifications in the sense of technical progress are reserved



*Products for tomorrow...*

Europe: +49 / 7731 8399 0 | Email: info@meder.com  
USA: +1 / 508 295 0771 | Email: salesusa@meder.com  
Asia: +852 / 2955 1682 | Email: salesasia@meder.com

Item No.:  
**3205190251**  
Item:  
**DIP05-1C90-51M**

Environmental data	Conditions	Min	Typ	Max	Unit
Shock	1/2 sine wave duration 11ms			30	g
Vibration	from 10 - 2000 Hz			20	g
Operating temperature		-20		70	°C
Storage temperature		-35		95	°C
Soldering temperature	wave soldering max. 5 sec.			260	°C
Washability		fully sealed			

General data	Conditions	Min	Typ	Max	Unit
Total weight			3		g
Packaging		Tube per 25 piece			

Modifications in the sense of technical progress are reserved

Designed at: 29.09.08 Designed by: THAUKE  
Last Change at: 20.08.09 Last Change by: KSCHIELENSKI

Approval at: 29.09.08 Approval by: JHEYDER  
Approval at: 21.08.09 Approval by: KOLBRICH

Version: 5