


PW05 SERIES CONNECTORS

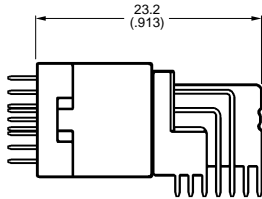
5.08mm (.20") Contact Spacing, Board-to-Board Connectors



FEATURES

- Pin contact is available in solderless compliant or through hole
- Mixed signal and power contact

Connector Profile (Ref.)



The PW05 Series is a board to board connector for high speed applications using mixed power and signal contacts. Applications include personal computers, office automation equipment and measuring devices. Most suitable for connecting between power and backplane of computer, control unit, telecommunication and measuring equipment.

GENERAL SPECIFICATIONS

Number of Contacts	Power: 2 to 12, Signal: 0 to 32
Contact Spacing	Power: 5.08mm (.20"), Signal: 2.54mm (.10")
Current Rating	Power Contact: 1 – 39 Amps. 2 – 35.5 Amps. 4 – 22.5 Amps. 6 – 20 Amps. 8 – 18.8 Amps. 10 – 18 Amps. 12 – 17.5 Amps. Signal Contact: 3 Amps.
Dielectric Withstanding Voltage	1000 VAC r.m.s. (for one minute)
Insulation Resistance	1 x 10 ⁶ megohms min.
Contact Resistance	30 milliohms max.
Applicable PCB Thickness:	
Through Hole	1.6mm (.063")
Compliant	2.4mm (.094")
Operating Temperature Range	-10°C to +75°C

MATERIALS AND FINISHES

Description	Materials/Finishes
Insulator	Glass-filled PBT (Black)
Pin Contact	CA725 Connecting Area: Gold Plating over Nickel Terminal: Tin Plating over Nickel
Socket Contact	Copper Connecting Area: Gold Plating over Nickel Terminal: Tin Plating over Nickel

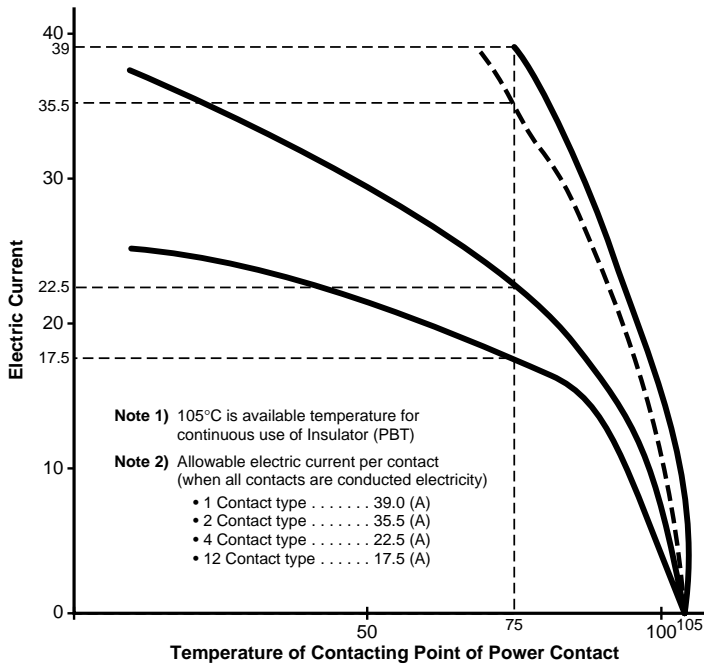
Dimensions and specifications subject to change without notice.



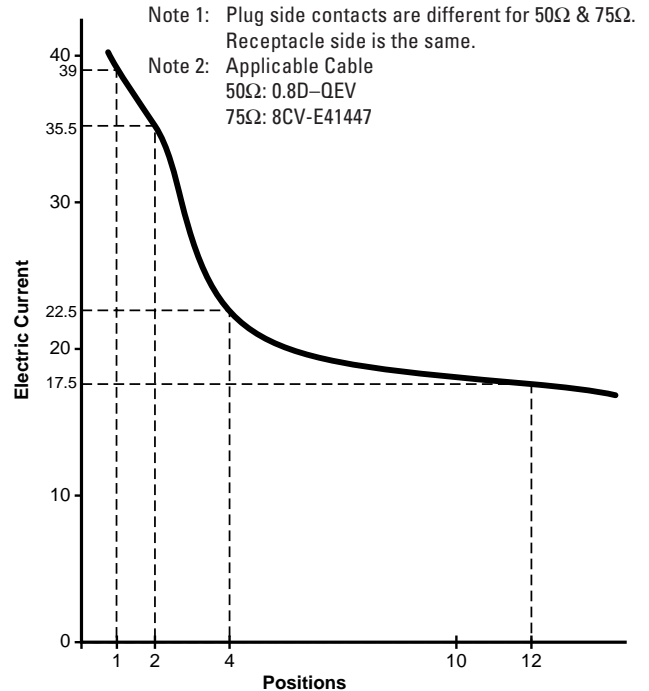
PW05 SERIES CONNECTORS

5.08mm (.20") Contact Spacing, Board-to-Board Connectors

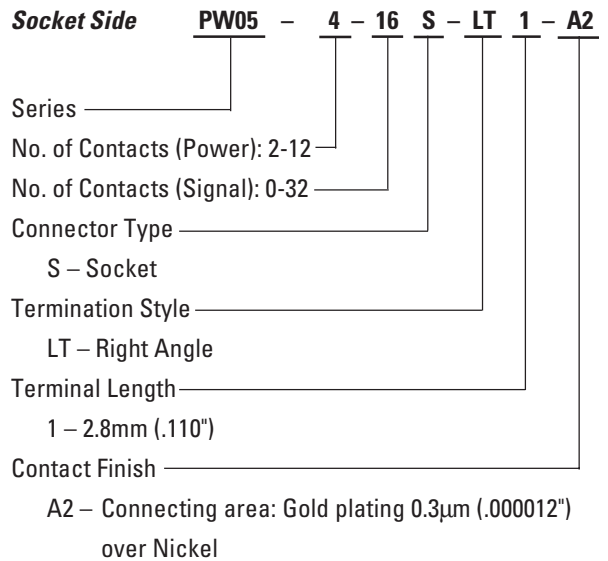
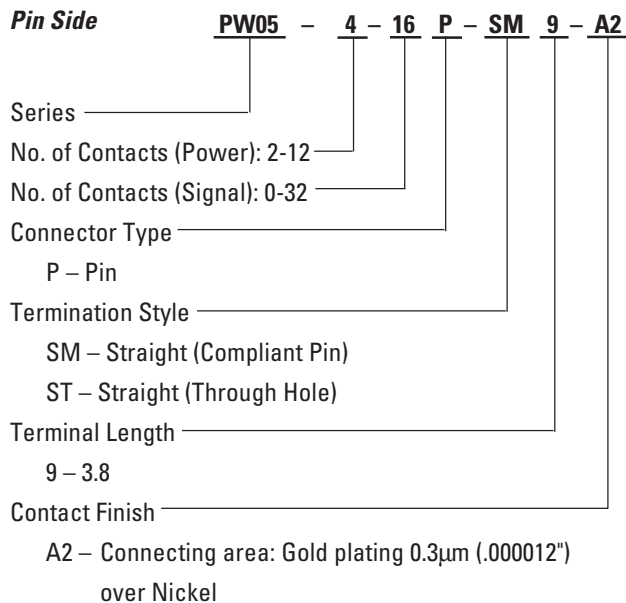
DERATING CURVE



POSITION AND ELECTRIC CURRENT CURVE



ORDERING INFORMATION



Dimensions in mm (inches).



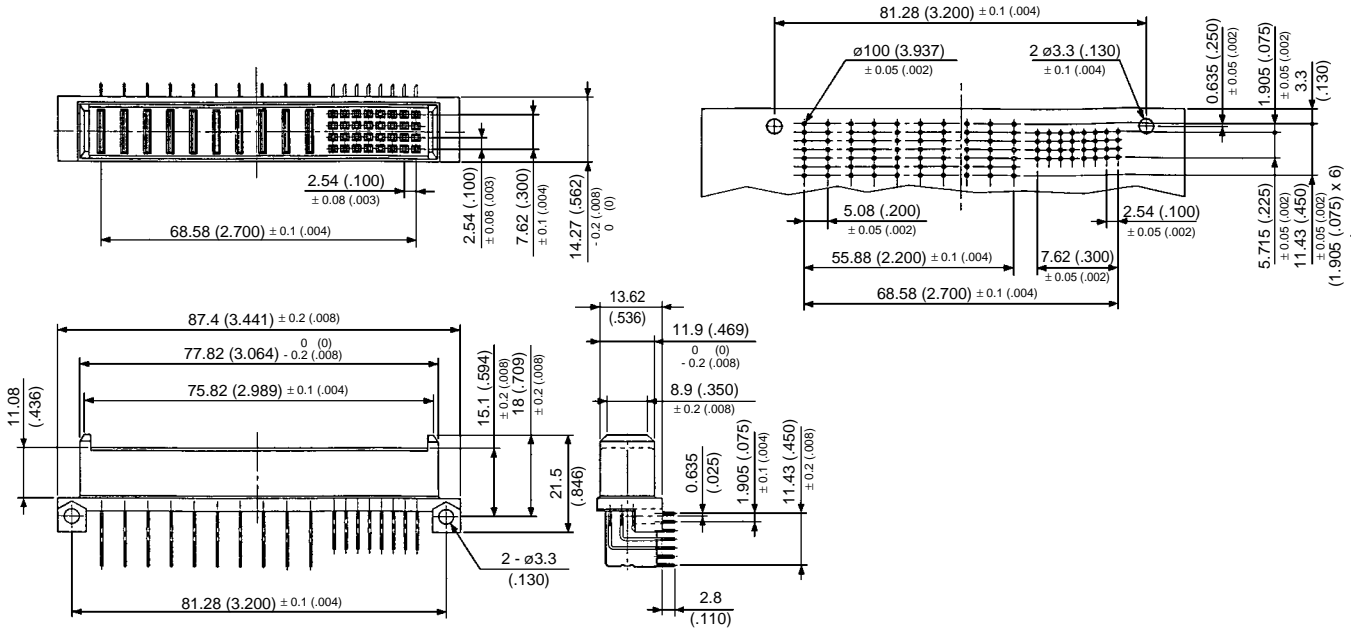
PW05 SERIES CONNECTORS

5.08mm (.20") Contact Spacing, Board-to-Board Connectors

SOCKET

10 Power, 32 Signal Contacts • Right Angle Through Hole Contacts • Part Number: PW05-10-32S-LT1-A2(L)

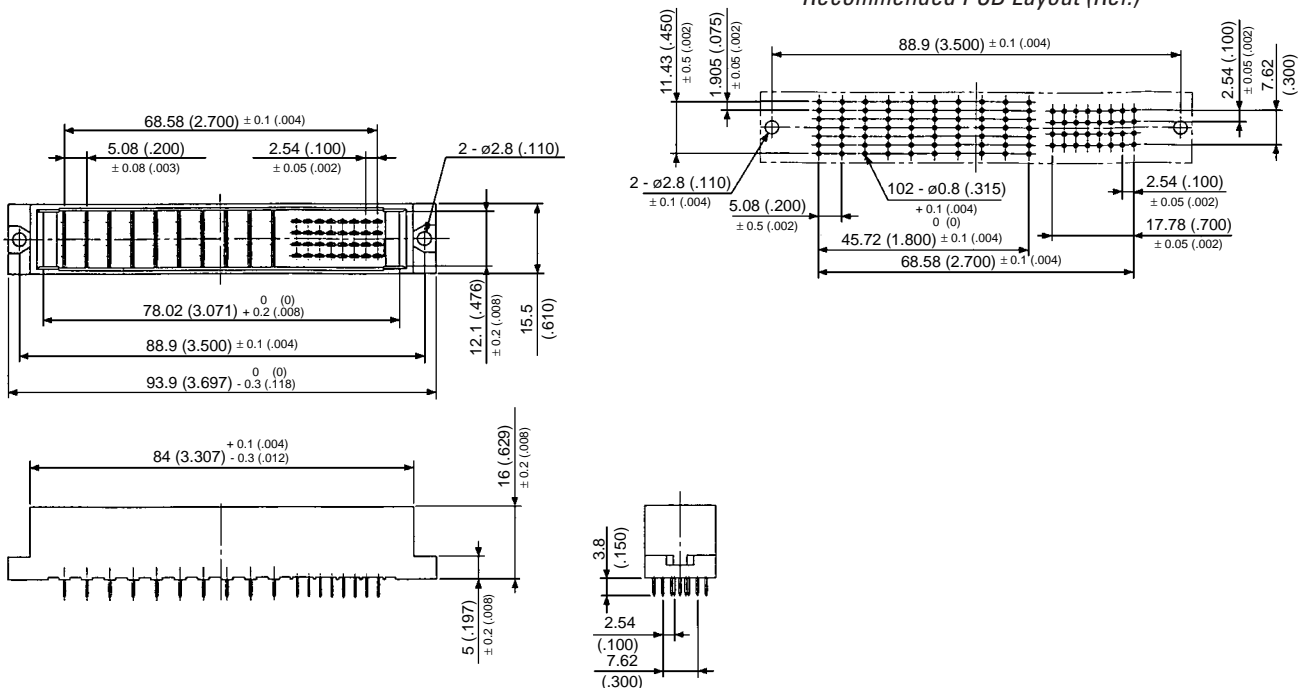
Recommended PCB Layout (Ref.)



PIN

10 Power, 32 Signal Contacts • Straight Through Hole Contacts • Part Number: PW05-10-32P-ST9-A2

Recommended PCB Layout (Ref.)



Consult JAE for applicable PCB dimensions.

Dimensions in mm (inches).

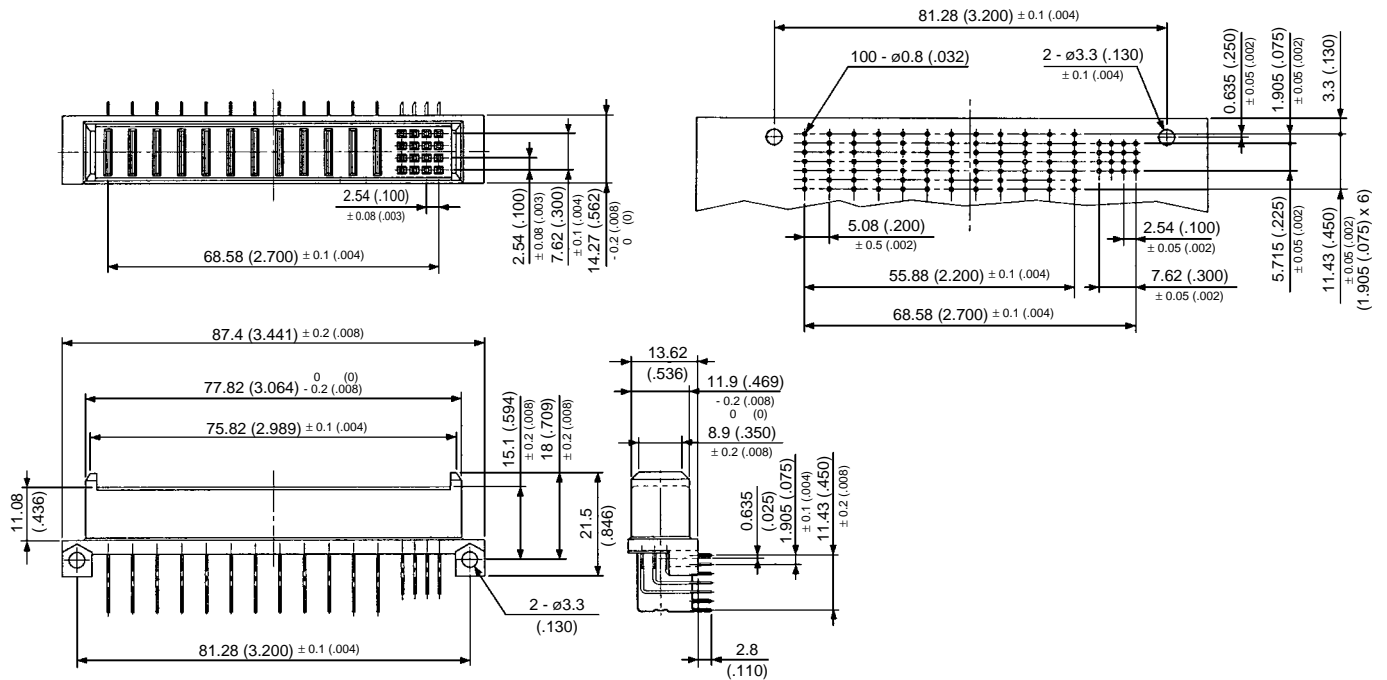
PW05 SERIES CONNECTORS

5.08mm (.20") Contact Spacing, Board-to-Board Connectors

SOCKET

12 Power, 16 Signal Contacts • Right Angle Through Hole Contacts • Part Number: PW05-12-16S-LT1-A2

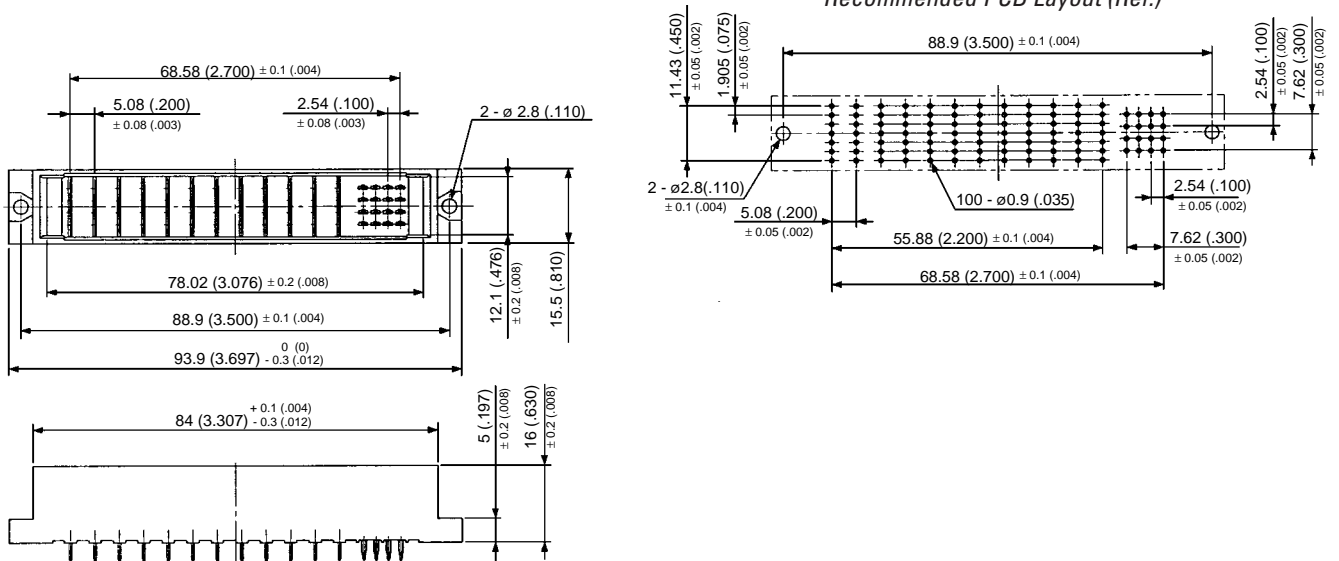
Recommended PCB Layout (Ref.)



PIN

12 Power, 16 Signal Contacts • Straight Compliant Contacts • Part Number: PW05-12-16P-SM9-A2-1

Recommended PCB Layout (Ref.)



Consult JAE for applicable PCB dimensions.

Dimensions in mm (inches).

