

## ORDERING INFORMATION -

### .100 CENTER-TO-CENTER/.200 ROW-TO-ROW

# OF DUAL READOUT POS.	CATALOG NUMBER			DIMENSIONS		
	.300 CARD SLOT DEPTH	.350 CARD SLOT DEPTH	.415 CARD SLOT DEPTH	A	B	C
<b>TAIL LENGTH .670 (DIM "J")</b>						
6	C8D06PF29012	C8D06PF29132	C8D06PF29042	0.860	0.700	0.500
10	C8D10PF29012	C8D10PF29132	C8D10PF29042	1.260	1.100	0.900
12	C8D12PF29012	C8D12PF29132	C8D12PF29042	1.460	1.300	1.100
15	C8D15PF29012	C8D15PF29132	C8D15PF29042	1.760	1.600	1.400
20	C8D20PF29012	C8D20PF29132	C8D20PF29042	2.260	2.100	1.900
22	C8D22PF29012	C8D22PF29132	C8D22PF29042	2.460	2.300	2.100
25	C8D25PF29012	C8D25PF29132	C8D25PF29042	2.760	2.600	2.400
28	C8D28PF29012	C8D28PF29132	C8D28PF29042	3.060	2.900	2.700
30	C8D30PF29012	C8D30PF29132	C8D30PF29042	3.260	3.100	2.900
31	C8D31PF29012	C8D31PF29132	C8D31PF29042	3.360	3.200	3.000
35	C8D35PF29012	C8D35PF29132	C8D35PF29042	3.760	3.600	3.400
36	C8D36PF29012	C8D36PF29132	C8D36PF29042	3.860	3.700	3.500
40	C8D40PF29012	C8D40PF29132	C8D40PF29042	4.260	4.100	3.900
43	C8D43PF29012	C8D43PF29132	C8D43PF29042	4.560	4.400	4.200
50	C8D50PF29012	C8D50PF29132	C8D50PF29042	5.260	5.100	4.900
60	C8D60PF29012	C8D60PF29132	C8D60PF29042	6.260	6.100	5.900
<b>TAIL LENGTH .180 (DIM "J")</b>						
6	C8D06PF29013	C8D06PF29133	C8D06PF29043	0.860	0.700	0.500
10	C8D10PF29013	C8D10PF29133	C8D10PF29043	1.260	1.100	0.900
12	C8D12PF29013	C8D12PF29133	C8D12PF29043	1.460	1.300	1.100
15	C8D15PF29013	C8D15PF29133	C8D15PF29043	1.760	1.600	1.400
20	C8D20PF29013	C8D20PF29133	C8D20PF29043	2.260	2.100	1.900
22	C8D22PF29013	C8D22PF29133	C8D22PF29043	2.460	2.300	2.100
25	C8D25PF29013	C8D25PF29133	C8D25PF29043	2.760	2.600	2.400
28	C8D28PF29013	C8D28PF29133	C8D28PF29043	3.060	2.900	2.700
30	C8D30PF29013	C8D30PF29133	C8D30PF29043	3.260	3.100	2.900
31	C8D31PF29013	C8D31PF29133	C8D31PF29043	3.360	3.200	3.000
35	C8D35PF29013	C8D35PF29133	C8D35PF29043	3.760	3.600	3.400
36	C8D36PF29013	C8D36PF29133	C8D36PF29043	3.860	3.700	3.500
40	C8D40PF29013	C8D40PF29133	C8D40PF29043	4.260	4.100	3.900
43	C8D43PF29013	C8D43PF29133	C8D43PF29043	4.560	4.400	4.200
50	C8D50PF29013	C8D50PF29133	C8D50PF29043	5.260	5.100	4.900
60	C8D60PF29013	C8D60PF29133	C8D60PF29043	6.260	6.100	5.900



**.125" CENTER-TO-CENTER  
.250" ROW-TO-ROW  
WITHOUT STANDOFFS**



**PHYSICAL PROPERTIES**

INSULATION RESISTANCE: 5000 megohms minimum.  
 CONTACT RETENTION INTO PCB: 5 lbs.  
 INSERTION/WITHDRAWAL FORCE: 8 oz./2 oz. average contact pair using .0620 steel blade.  
 INSULATOR BODY: Glass filled thermoplastic, UL rating 94V-0  
 COLOR: Black  
 CONTACTS: High strength copper alloy.  
 CONTACT PLATING: 50 microinches nickel underplate with 30 microinches gold in the mating area, tin/lead on tails, 100 microinches minimum

**ELECTRICAL PROPERTIES**

OPERATING VOLTAGE: 1000 VDC (sea level)  
 CURRENT RATING: 3 Amperes  
 INITIAL CONTACT RESISTANCE: 10 milliohms

**ENVIRONMENTAL PROPERTIES**

OPERATING TEMPERATURE: -55°C to +125°C  
 TEMPERATURE CYCLING: MIL-STD-202 method 107  
 VIBRATION: MIL-STD-202, method 204

**APPLICATION TOOLING**

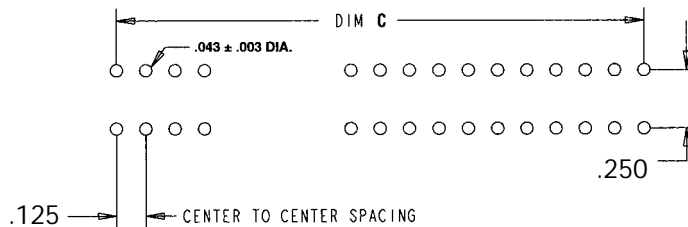
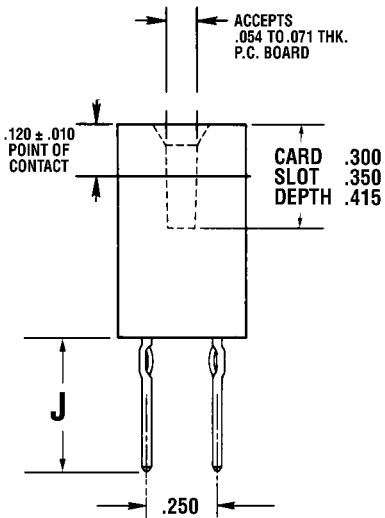
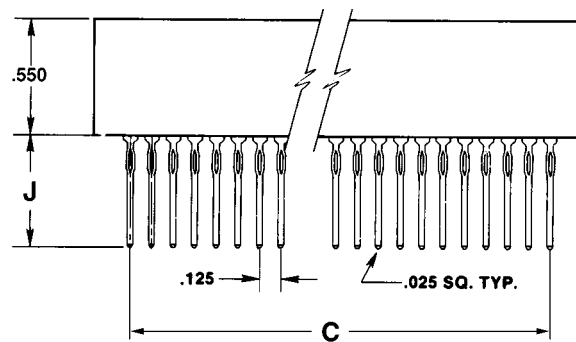
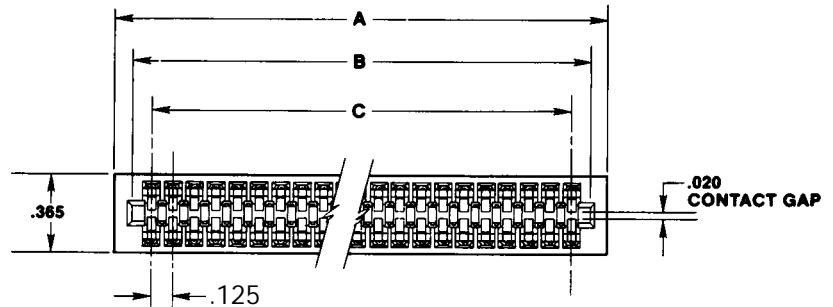
INSERTION TOOL: Cat. # 98236, see page 357

**ACCESSORIES**

POLARIZATION KEY: Cat. # 98014-00, see page 322

**DAUGHTER CARD**

See page 323 for layout



Opens and open/closed ends are available. Consult factory.

## ORDERING INFORMATION -

### .125 CENTER-TO-CENTER / .250 ROW-TO-ROW

# OF DUAL READOUT POS.	CATALOG NUMBER			DIMENSIONS		
	.300 CARD SLOT DEPTH	.350 CARD SLOT DEPTH	.415 CARD SLOT DEPTH	A	B	C
<b>TAIL LENGTH .670 (DIM "J")</b>						
6	C7D06PF29032	C7D06PF29142	C7D06PF29022	1.035	.875	.625
10	C7D10PF29032	C7D10PF29142	C7D10PF29022	1.535	1.375	1.125
12	C7D12PF29032	C7D12PF29142	C7D12PF29022	1.785	1.625	1.375
15	C7D15PF29032	C7D15PF29142	C7D15PF29022	2.160	2.000	1.750
18	C7D18PF29032	C7D18PF29142	C7D18PF29022	2.535	2.375	2.125
20	C7D20PF29032	C7D20PF29142	C7D20PF29022	2.785	2.625	2.375
22	C7D22PF29032	C7D22PF29142	C7D22PF29022	3.035	2.875	2.625
25	C7D25PF29032	C7D25PF29142	C7D25PF29022	3.410	3.250	3.000
28	C7D28PF29032	C7D28PF29142	C7D28PF29022	3.785	3.625	3.375
30	C7D30PF29032	C7D30PF29142	C7D30PF29022	4.035	3.875	3.625
31	C7D31PF29032	C7D31PF29142	C7D31PF29022	4.160	4.000	3.750
35	C7D35PF29032	C7D35PF29142	C7D35PF29022	4.660	4.500	4.250
36	C7D36PF29032	C7D36PF29142	C7D36PF29022	4.785	4.625	4.375
40	C7D40PF29032	C7D40PF29142	C7D40PF29022	5.285	5.125	4.875
43	C7D43PF29032	C7D43PF29142	C7D43PF29022	5.660	5.500	5.250
50	C7D50PF29032	C7D50PF29142	C7D50PF29022	6.535	6.375	6.125
<b>TAIL LENGTH .180 (DIM "J")</b>						
6	C7D06PF29033	C7D06PF29143	C7D06PF29023	1.035	.875	.625
10	C7D10PF29033	C7D10PF29143	C7D10PF29023	1.535	1.375	1.125
12	C7D12PF29033	C7D12PF29143	C7D12PF29023	1.785	1.625	1.375
15	C7D15PF29033	C7D15PF29143	C7D15PF29023	2.160	2.000	1.750
18	C7D18PF29033	C7D18PF29143	C7D18PF29023	2.535	2.375	2.125
20	C7D20PF29033	C7D20PF29143	C7D20PF29023	2.785	2.625	2.375
22	C7D22PF29033	C7D22PF29143	C7D22PF29023	3.035	2.875	2.625
25	C7D25PF29033	C7D25PF29143	C7D25PF29023	3.410	3.250	3.000
28	C7D28PF29033	C7D28PF29143	C7D28PF29023	3.785	3.625	3.375
30	C7D30PF29033	C7D30PF29143	C7D30PF29023	4.035	3.875	3.625
31	C7D31PF29033	C7D31PF29143	C7D31PF29023	4.160	4.000	3.750
35	C7D35PF29033	C7D35PF29143	C7D35PF29023	4.660	4.500	4.250
36	C7D36PF29033	C7D36PF29143	C7D36PF29023	4.785	4.625	4.375
40	C7D40PF29033	C7D40PF29143	C7D40PF29023	5.285	5.125	4.875
43	C7D43PF29033	C7D43PF29143	C7D43PF29023	5.660	5.500	5.250
50	C7D50PF29033	C7D50PF29143	C7D50PF29023	6.535	6.375	6.125

**.125" CENTER-TO-CENTER  
.250" ROW-TO-ROW  
WITH STANDOFFS**



**PHYSICAL PROPERTIES**

INSULATION RESISTANCE: 5000 megohms minimum.  
 CONTACT RETENTION INTO PCB: 5 lbs.  
 INSERTION/WITHDRAWAL FORCE: 8 oz./2 oz. average contact pair using .0620 steel blade.  
 INSULATOR BODY: Glass filled thermoplastic, UL rating 94V-0  
 COLOR: Black  
 CONTACTS: High strength copper alloy.  
 CONTACT PLATING: 50 microinches nickel underplate with 30 microinches gold in the mating area, tin/lead on tails, 100 microinches minimum

**ELECTRICAL PROPERTIES**

OPERATING VOLTAGE: 1000 VDC (sea level)  
 CURRENT RATING: 3 Amperes  
 INITIAL CONTACT RESISTANCE: 10 milliohms

**ENVIRONMENTAL PROPERTIES**

OPERATING TEMPERATURE: -55°C to +125°C  
 TEMPERATURE CYCLING: MIL-STD-202 method 107  
 VIBRATION: MIL-STD-202, method 204

**APPLICATION TOOLING**

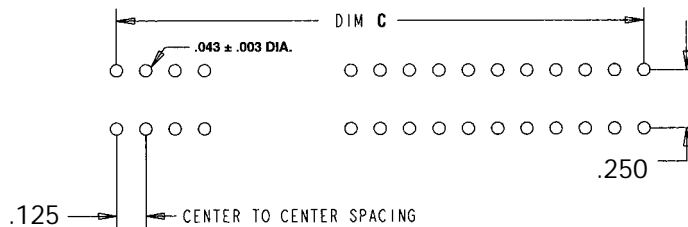
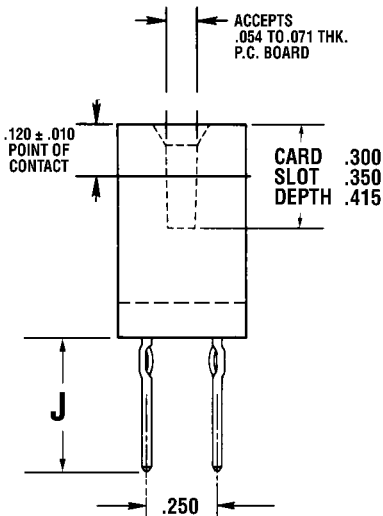
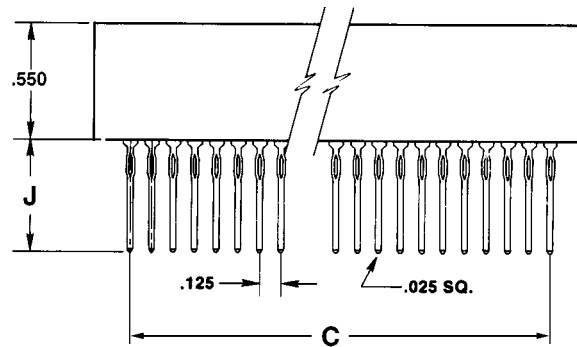
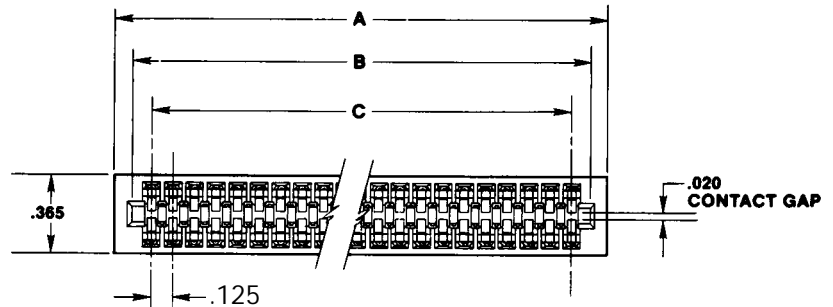
INSERTION TOOL: Cat. # 98236, see page 357

**ACCESSORIES**

POLARIZATION KEY: Cat. # 98014-00, see page 322

**DAUGHTER CARD**

See page 323 for layout



Opens and open/closed ends are available. Consult factory.