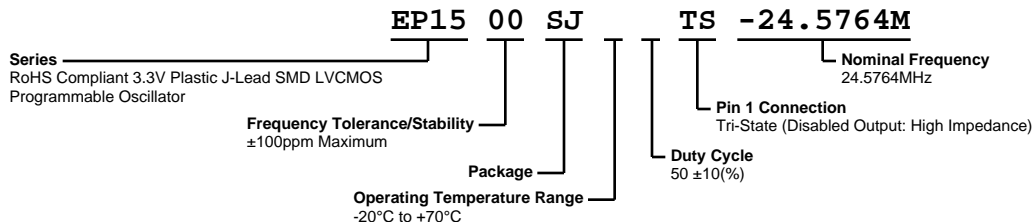


EP1500SJTS-24.5764M



ELECTRICAL SPECIFICATIONS

| | |
|-----------------------------------|---|
| Nominal Frequency | 24.5764MHz |
| Frequency Tolerance/Stability | ± 100 ppm Maximum (Inclusive of all conditions: Calibration Tolerance at 25°C , Frequency Stability over the Operating Temperature Range, Supply Voltage Change, Output Load Change, First Year Aging at 25°C , Shock, and Vibration) |
| Aging at 25°C | ± 5 ppm/year Maximum |
| Operating Temperature Range | -20°C to $+70^{\circ}\text{C}$ |
| Supply Voltage | 3.3Vdc ± 0.3 Vdc |
| Input Current | 28mA Maximum (Unloaded) |
| Output Voltage Logic High (Voh) | Vdd-0.4Vdc Minimum, IOH = -8mA |
| Output Voltage Logic Low (Vol) | 0.4Vdc Maximum, IOL +8mA |
| Rise/Fall Time | 4nSec Maximum (Measured at 20% to 80% of waveform) |
| Duty Cycle | $50 \pm 10(\%)$ (Measured at 50% of waveform) |
| Load Drive Capability | 30pF Maximum |
| Output Logic Type | CMOS |
| Pin 1 Connection | Tri-State (Disabled Output: High Impedance) |
| Pin 1 Input Voltage (Vih and Vil) | 70% of Vdd Minimum to enable output, 20% of Vdd Maximum to disable output, No Connect to enable output. |
| Standby Current | 20 μ A Maximum (Pin 1 = Ground) |
| Disable Current | 16mA Maximum (Pin 1 = Ground) |
| Absolute Clock Jitter | ± 250 pSec Maximum, ± 100 pSec Typical |
| One Sigma Clock Period Jitter | ± 50 pSec Maximum |
| Start Up Time | 10mSec Maximum |
| Storage Temperature Range | -55°C to $+125^{\circ}\text{C}$ |

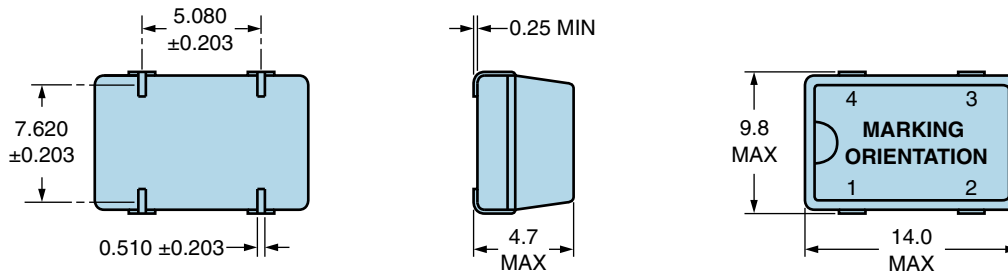
ENVIRONMENTAL & MECHANICAL SPECIFICATIONS

| | |
|------------------------------|---------------------------------------|
| Fine Leak Test | MIL-STD-883, Method 1014, Condition A |
| Gross Leak Test | MIL-STD-883, Method 1014, Condition C |
| Mechanical Shock | MIL-STD-202, Method 213, Condition C |
| Resistance to Soldering Heat | MIL-STD-202, Method 210 |
| Resistance to Solvents | MIL-STD-202, Method 215 |
| Solderability | MIL-STD-883, Method 2003 |
| Temperature Cycling | MIL-STD-883, Method 1010 |
| Vibration | MIL-STD-883, Method 2007, Condition A |

EP1500SJTS-24.5764M



MECHANICAL DIMENSIONS (all dimensions in millimeters)

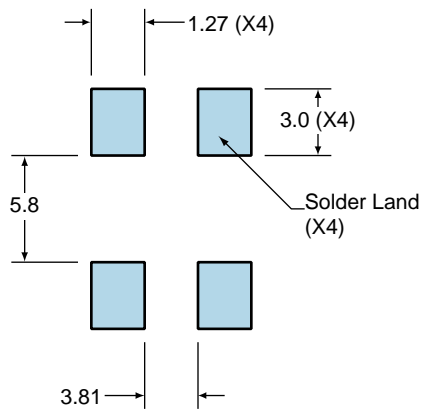


| PIN | CONNECTION |
|-----|----------------------------|
| 1 | Tri-State (High Impedance) |
| 2 | Ground |
| 3 | Output |
| 4 | Supply Voltage |

| LINE | MARKING |
|------|--|
| 1 | ECLIPTEK |
| 2 | 24.576M |
| 3 | PXXYZZ <i>P=Configuration Designator</i> <i>XX=Ecliptek Manufacturing Code</i> <i>Y=Last Digit of the Year</i> <i>ZZ=Week of the Year</i> |

Suggested Solder Pad Layout

All Dimensions in Millimeters



All Tolerances are ± 0.1

OUTPUT WAVEFORM & TIMING DIAGRAM



Test Circuit for CMOS Output



Note 1: An external 0.1 μ F low frequency tantalum bypass capacitor in parallel with a 0.01 μ F high frequency ceramic bypass capacitor close to the package ground and V_{DD} pin is required.

Note 2: A low capacitance (<12pF), 10X attenuation factor, high impedance (>10Mohms), and high bandwidth (>300MHz) passive probe is recommended.

Note 3: Capacitance value C_L includes sum of all probe and fixture capacitance.

Recommended Solder Reflow Methods



Low Temperature Infrared/Convection 240°C

| | |
|--|--|
| T_s MAX to T_L (Ramp-up Rate) | 5°C/second Maximum |
| Preheat | |
| - Temperature Minimum (T _s MIN) | N/A |
| - Temperature Typical (T _s TYP) | 150°C |
| - Temperature Maximum (T _s MAX) | N/A |
| - Time (t _s MIN) | 60 - 120 Seconds |
| Ramp-up Rate (T_L to T_p) | 5°C/second Maximum |
| Time Maintained Above: | |
| - Temperature (T _L) | 150°C |
| - Time (t _L) | 200 Seconds Maximum |
| Peak Temperature (T_p) | 240°C Maximum |
| Target Peak Temperature (T_p Target) | 240°C Maximum 1 Time / 230°C Maximum 2 Times |
| Time within 5°C of actual peak (t_p) | 10 seconds Maximum 2 Times / 80 seconds Maximum 1 Time |
| Ramp-down Rate | 5°C/second Maximum |
| Time 25°C to Peak Temperature (t) | N/A |
| Moisture Sensitivity Level | Level 1 |

Low Temperature Manual Soldering

185°C Maximum for 10 seconds Maximum, 2 times Maximum.

High Temperature Manual Soldering

260°C Maximum for 5 seconds Maximum, 2 times Maximum.