

# HIGH POWER CHIP RESISTORS & TERMINATIONS

50 & 100 OHMS


# SERIES PPC, NPC

## GENERAL INFORMATION:

When mounted on an appropriate heat sink, these chip devices provide high power dissipation in terminations and as balancing resistors in Wilkinson power divider networks. Laser trimming provides maximum peak and average R.F. power capability.

## GENERAL SPECIFICATIONS:

<b>DC Voltage (Max):</b>	$E = \sqrt{PR}$
<b>Resistive Tolerance:</b>	±2% standard
<b>Solderable Terminals:</b>	Electroplated Silver over Nickel (PPC) Gold over Nickel alloy (NPC)
<b>Substrate:</b>	Beryllium Oxide Ceramic
<b>Resistive Element:</b>	Thin Film
<b>Environment:</b>	Meets applicable portions of MIL-R-55342

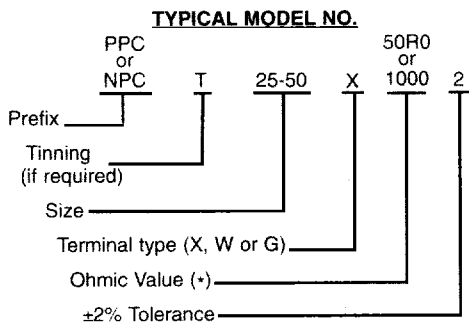


## PERFORMANCE SPECIFICATIONS

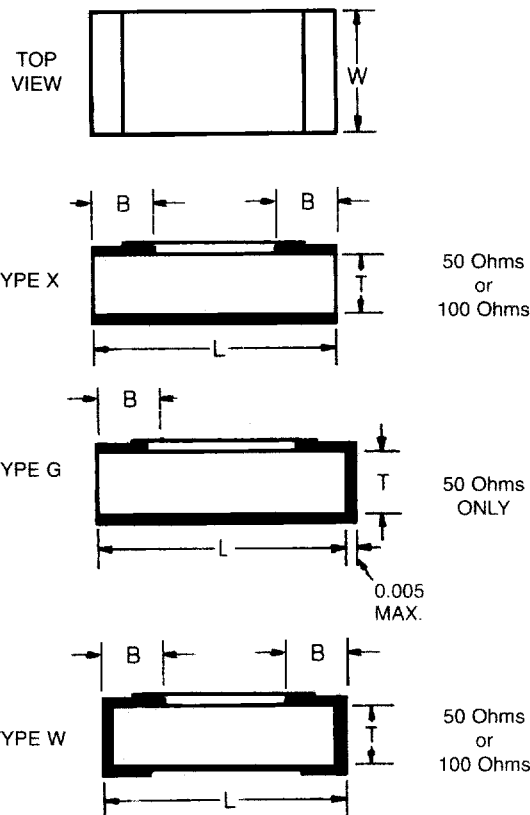
Model Prefix	W	L (Note 1)	T (Note 1)	B	Capacitance (pF) Typ.	Rθ <sup>°</sup> C/W Max. (Note 2)	CW Power (Max.) (Note 3)	Typical Power
PPC 100-200A	0.100	0.200	0.040	0.030	0.8	0.80	62W	20W
PPC 250-250A	0.250	0.250	0.040	0.050	1.2	0.30	170W	40W
PPC 250-250B	0.250	0.250	0.062	0.050	0.8	0.45	110W	30W
PPC 250-375A	0.250	0.375	0.040	0.050	3.5	0.15	330W	150W
PPC 250-375B	0.250	0.375	0.135	0.050	1.0	0.50	100W	75W
NPC 20-40	0.020	0.040	0.010	0.010	-	6.00	8W	2W
NPC 25-50	0.025	0.050	0.010	0.012	-	3.90	12W	3W
NPC 50-50	0.050	0.050	0.010	0.012	-	1.90	25W	5W
NPC 50-100	0.050	0.100	0.010	0.017	-	0.72	70W	10W
NPC 75-150	0.075	0.150	0.010	0.020	-	0.29	170W	15W

### NOTES:

- The "L" and "T" dimensions are for the substrate only and do not include terminal thickness or optional tinning thickness.
- Thermal Resistance (Rθ<sup>°</sup>) is measured in °C/W between resistive film and mounting surface.
- The CW power rating is based on maximum film temperature of +150°C and with maximum heatsink temperature of +100°C. Power is based on infinite and ideal heatsink. Type "W" termination style does not have full back plane metallization and typically handles less power.



\*NOTE: Resistance value is expressed using military 4-digit call-out.  
50R0 = 50 ohms  
1000 = 100 ohms  
Other values from 10–500 ohms available. Contact factory.



for custom products & applications contact:

**KDI / TRIANGLE CORPORATION**  
an MCE Company  
Tel: 201-887-8100  
Fax: 201-884-0445  
http://kdi-triangle.com

for overnight stock shipment call:

**Richardson Electronics, Ltd.** 1-800-737-6937