


### “ZNR®” Arrester Blocks

Type: **S**



ZNR Arrester Block is mounted in the lightning arresters or the lightning protection devices in high voltage power distribution and protects the power distribution apparatus from lightning or switching surges.

ZNR Arrester Block is a high voltage block improved in its material and manufacturing process to secure the long term stability.

#### ■ Features

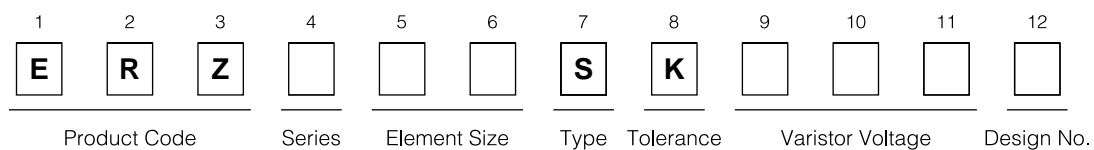
- No series gap is required because of the excellent voltage-current characteristics
- Low clamping voltage and excellent protection level
- Fast response to the fast steep transient voltage
- No follow current
- Large withstanding surge current capability

#### ■ Recommended Application

- Lightning arrester
- Lightning arrester in power apparatus (transformers, primary cutout switches, insulators, disconnectors, switches)
- Simplified lightning arrester

Note: Contact our sales office or factory for “Precautions for Handling of the Type S”

#### ■ Explanation of Part Numbers



#### ■ Application Notes (Type S)

- 1) ZNR arrester blocks shall be kept in dry air after the package open.
- 2) ZNR arrester blocks shall be handled with care because mechanical shock such as dropping or crashing each other may cause chipping or cracking.
- 3) Sweat on the side surface of ZNR arrester block degrades its characteristic, and therefore handling with bare hand shall not be allowed.
- 4) Electrical contact to ZNR arrester block shall be done by pressing the external metal electrode.
- 5) ZNR arrester block shall be kept dry in the lightning arrester or device housing.
- 6) If you have any questions on its application, please contact and ask our office.

### Series B, Type S

#### ■ Ratings and Characteristics

- Operating Temperature Range: -25 to 70 °C
- Storage Temperature Range: -25 to 100 °C
- Temperature Coefficient of Varistor Voltage: 0 to -0.05 %/°C

Characteristics		ERZB28SK602	ERZB32SK602	ERZB40SK602
Application		Class 2.5 kA Lightning Arrester	Class 2.5 kA Lightning Arrester	Class 5 kA Lightning Arrester
Maximum Continuous Operating Voltage		AC 3 kV	AC 3 kV	AC 3 kV
Applied Voltage Ratio*		80 %	80 %	80 %
Varistor Voltage $V_{1\text{mA}}$ (DC)		6 kV±10 %	6 kV±10 %	6 kV±10 %
Clamping Voltage		$V_{2.5\text{kA}}$ : 12 kV max.	$V_{2.5\text{kA}}$ : 12 kV max.	$V_{5\text{kA}}$ : 12 kV max.
Maximum Peak Current Standard Test	Short Duration (4/10 μs)	10 kA	10 kA	20 kA
	Long Duration (2 ms)	75 A	150 A	250 A
Maximum Peak Current Special Test (4/10 μs)		20 kA	50 kA	65 kA

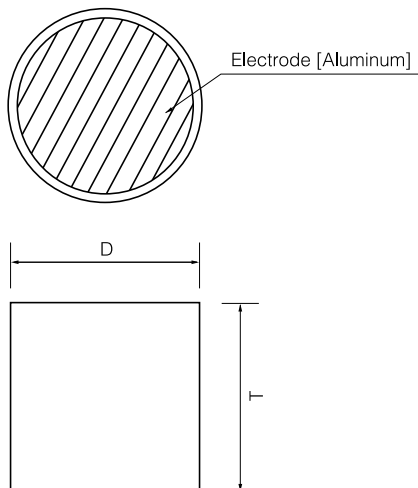
\* Applied Voltage Ratio =  $\frac{\text{MCOV} \times \sqrt{2}}{V_{1\text{mA}}} \times 100(\%)$

MCOV: Maximum Continuous Operating Voltage (RMS)

- Varistor voltage other than 6 kV is available.
- Block configuration other than column is available on request.

Maximum Peak Current Special Test (4/10 μs)

#### ■ Dimensions in mm (not to scale)



Part No.	D	T
ERZB28SK602	29±1	31±1
ERZB32SK602	33±1	31±1
ERZB40SK602	40±1	31±1