


C-SERIES HIGH FREQUENCY CHIP CAPACITORS

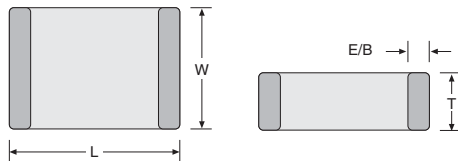


KEY FEATURES

- High-Q / Low ESR
- Self Resonant Frequencies to 23.0 GHz
- Lead-Free Terminations
- Free MLCSoft® for SPICE & S-Parameter Modeling Data

APPLICATIONS

- Cellular Products
- Cable Components
- RF Transceivers
- Wireless LAN
- RF Integrated Circuits
- Custom Applications

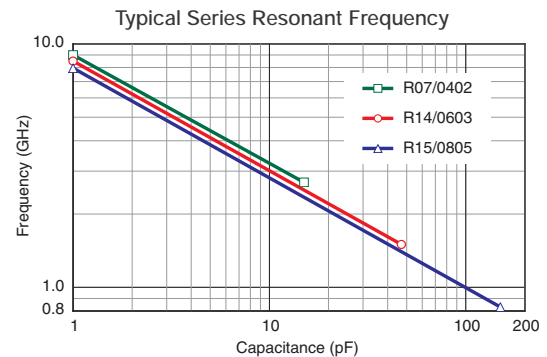


Dielectric RF Performance

S Series	BEST
C Series	BETTER
L Series	GOOD
NPO	?

DIELECTRIC CHARACTERISTICS

TEMPERATURE COEFFICIENT:	0 ± 30ppm /°C, -55 to 125°C
QUALITY FACTOR:	2,500 min., 10,000 typical
INSULATION RESISTANCE:	>1,000 G @ 25°C, WVDC; 125°C IR is 10% of 25°C rating.
DIELECTRIC STRENGTH:	2.5 X WVDC Min., 25°C, 50 mA max
TEST PARAMETERS:	1MHz ±50kHz, 1.0±0.2 VRMS, 25°C
AVAILABLE CAPACITANCE:	Size 0402: 0.2 - 15 pF Size 0603: 0.2 - 47 pF Size 0805: 0.2 - 150 pF Size 1210: 0.5 - 1000 pF

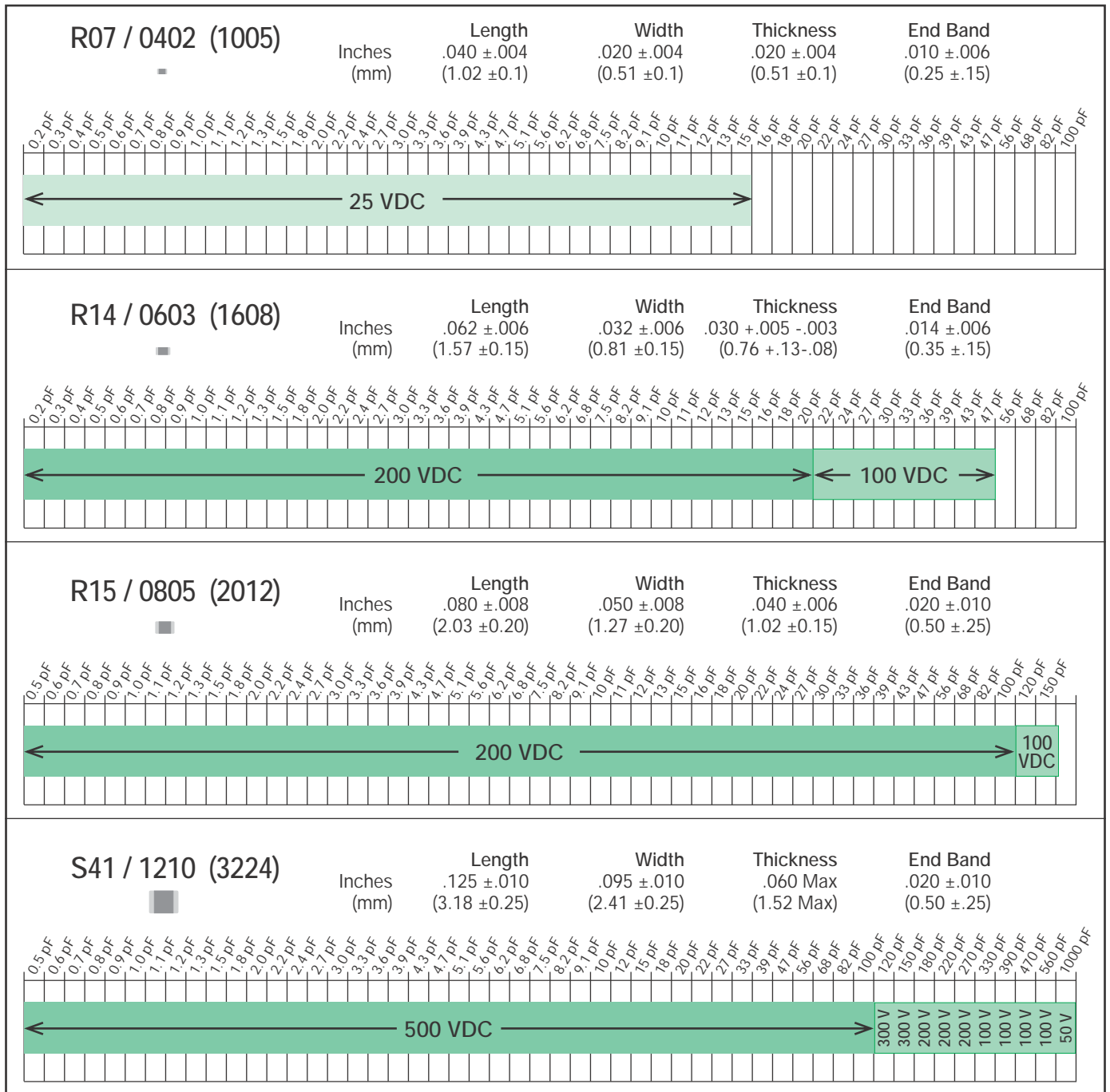


HOW TO ORDER

201 VOLTAGE 250 = 25 V 500 = 50 V 101 = 100 V 201 = 200 V 301 = 300 V 501 = 500 V	R15 CASE SIZE See Chart	C DIELECTRIC C = High-Q NPO	101 CAPACITANCE 1st two digits are significant; third digit denotes number of zeros, R = decimal. 1R0 = 1.0 pF 101 = 100 pF	J TOLERANCE ** A = ± 0.05 pF * B = ± 0.10 pF * C = ± 0.25 pF F = ± 1% G = ± 2% J = ± 5% K = ± 10% * Values < 10 pF ** Values ≤ 2.0 pF	V TERMINATION V = Ni/Sn	4 MARKING 4 = Unmarked 6 = EIA "J" Code* *For sizes 0805	E TAPE MODIFIER Code Type Reel SIZES 0402 & 0603: T Paper 7" Y Paper 5" SIZES 0805 & 1210: E Embossed 7" Z Embossed 5" Tape specifications conform to EIA RS481
---	--------------------------------------	--	--	--	--------------------------------------	---	---

Part number written: 201R15C101JV4E

AVAILABLE CAPACITANCE SELECTION



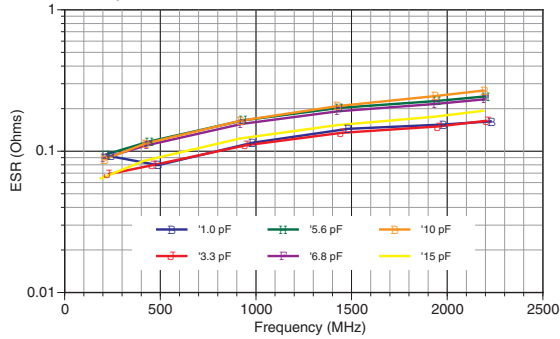
This selection chart represents basic C/V capability in this series. Please contact the factory for capacitance, voltage, case size combinations not shown.

MECHANICAL & ENVIRONMENTAL CHARACTERISTICS

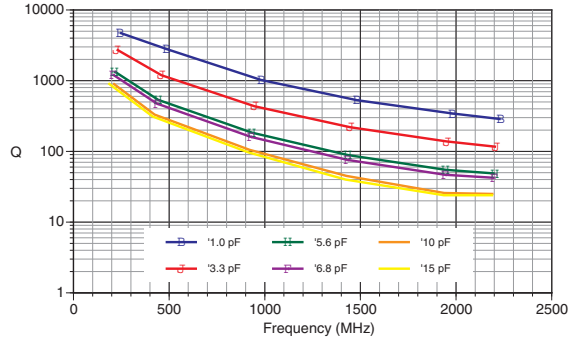
JTI C-Series Ceramic Capacitors conform to the environmental characteristics of the S-Series listed on page 7 of the JTI catalog.

RF CHARACTERISTICS VERSUS FREQUENCY

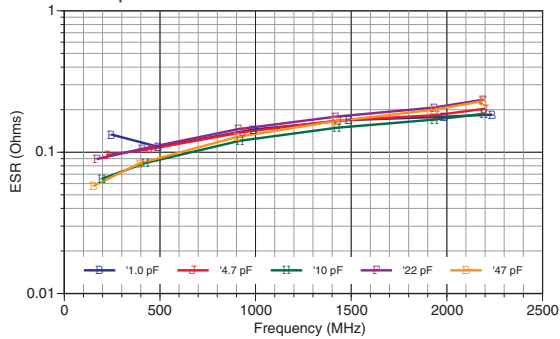
Equivalent Series Resistance: 0402/R07C



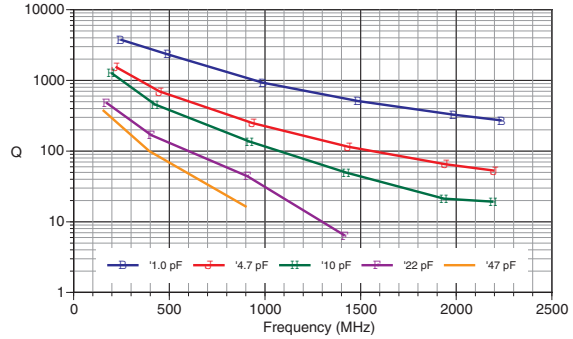
Q Factor: 0402/R07C



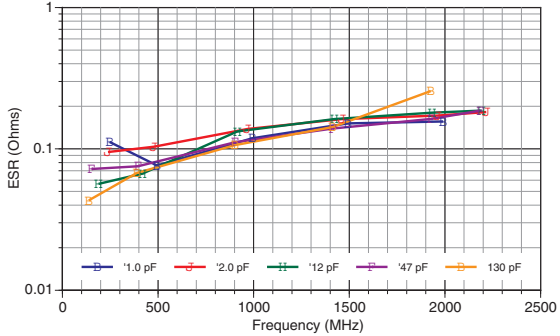
Equivalent Series Resistance: 0603/R14C



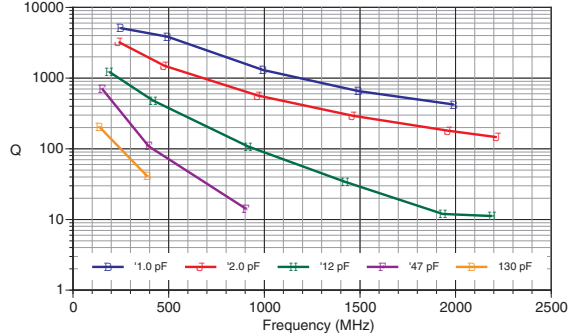
Q Factor: 0603/R14C



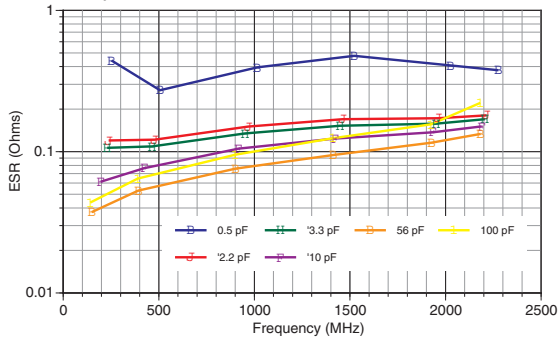
Equivalent Series Resistance: 0805/R15C



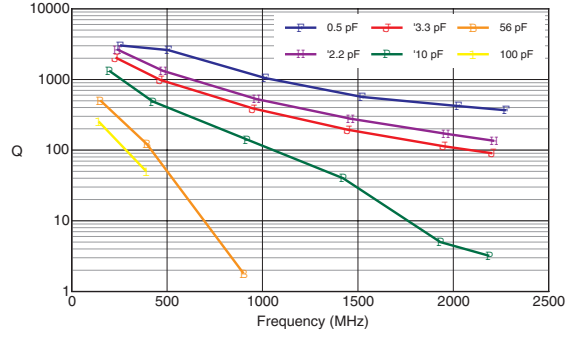
Q Factor: 0805/R15C



Equivalent Series Resistance: 1210/S41C

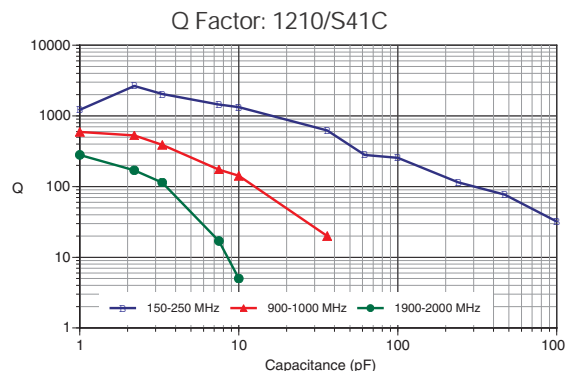
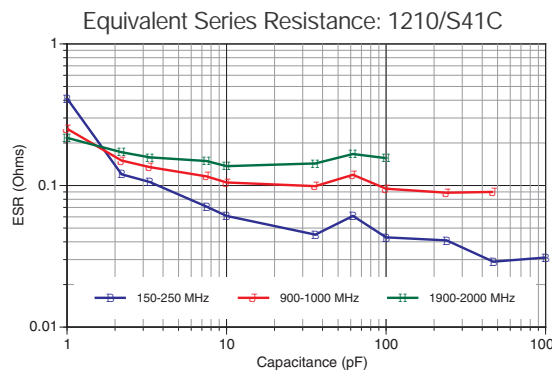
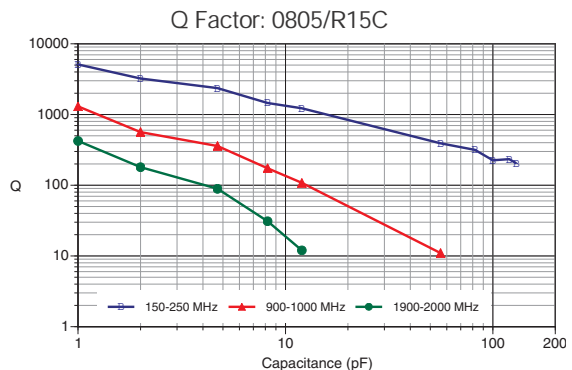
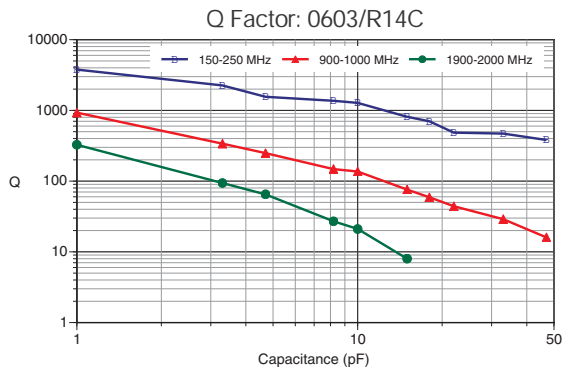
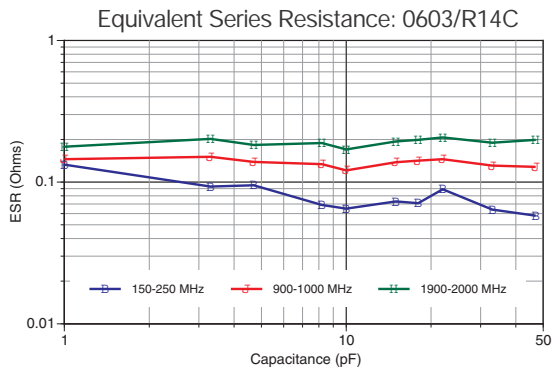
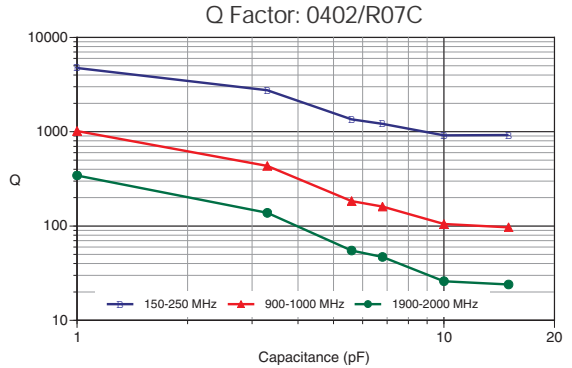
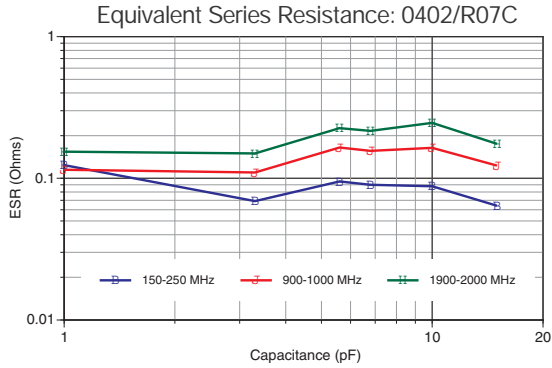


Q Factor: 1210/S41C



Measurements performed on a Boonton 34A Resonant Coaxial Line and represent typical capacitor performance.

RF CHARACTERISTICS VERSUS CAPACITANCE



Measurements performed on a Boonton 34A Resonant Coaxial Line and represent typical capacitor performance.