

Fig. 1

- Series 350, 360, 370 & 380 single row Header strips come with various styles (pin, slotted head, turret and solder cup) with pluggable solder tails.

350...001 uses pin #0290
360...001 uses pin #0282
370...001 uses pin #0700
380...001 uses pin #8000
See pages 173 & 174 for details.

- Insulators are high temp. thermoplastic.



Ordering Information

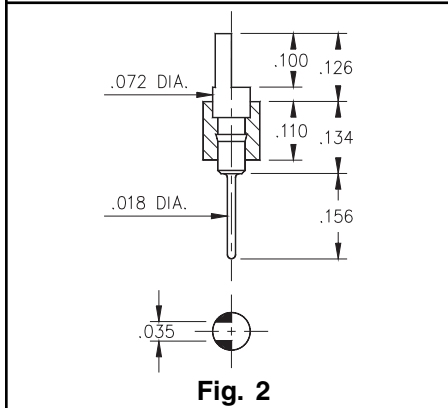


Fig. 2

Fig. 1

Series 350...001 .025 Pin / .018 Solder Tail

350-XX-1__-00-001000

Specify # of pins → 01-64

Fig. 2

Series 360...001 Slotted Head / Solder Tail

360-XX-1__-00-001000

Specify # of pins → 01-64

Fig. 3

Series 370...001 Turret / Solder Tail

370-XX-1__-00-001000

Specify # of pins → 01-64

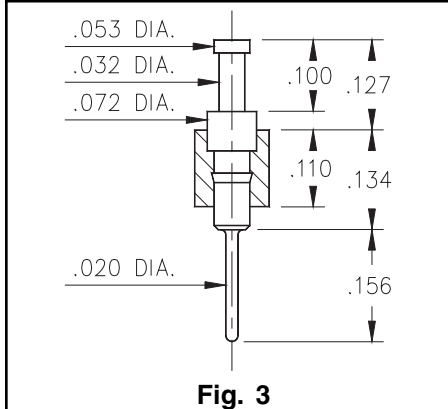


Fig. 3

Fig. 4

Series 380...001 Solder Cup / Solder Tail

380-XX-1__-00-001000

Specify # of pins → 01-64

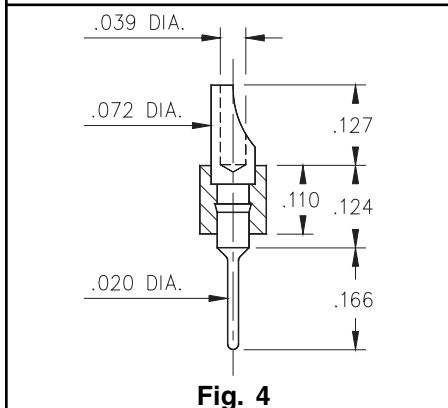


Fig. 4

For RoHS compliance select \diamond plating code.

XX=Plating Code See Below



SPECIFY PLATING CODE XX=	10 \diamond	90	40 \diamond	
Pin Plating	10 μ " Au	200 μ " Sn/Pb	200 μ " Sn	