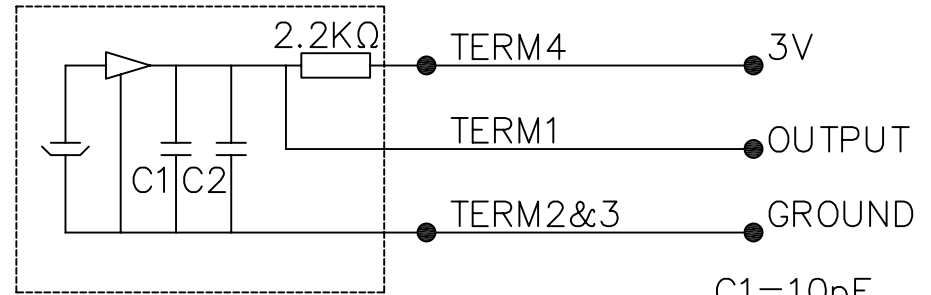


THIS DOCUMENT CONTAINS DATA PROPRIETARY TO PROJECTS UNLIMITED, INC. ANY USE OR REPRODUCTION, IN ANY FORM, WITHOUT PRIOR WRITTEN PERMISSION OF PROJECTS UNLIMITED, INC. IS PROHIBITED.
© 2005, Projects Unlimited Inc.

SPECIFICATIONS

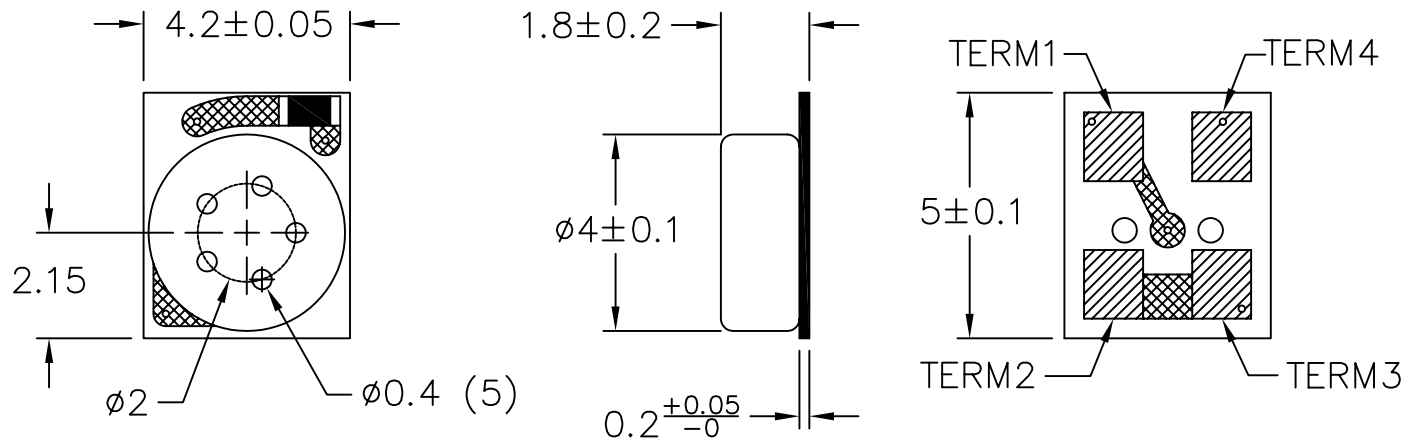
PARAMETERS	VALUES	UNITS
DIRECTIVITY	OMNI	-
SENSITIVITY	-44±3	dB
STANDARD OPERATING VOLTAGE	3	Vdc
MAX OPERATING VOLTAGE	10	Vdc
CURRENT CONSUMPTION (MAX)	0.5	mA
IMPEDANCE	2.2	kOhm
SIGNAL TO NOISE RATIO (MIN.)	55	dB
TERMINAL	SMT	-
INTERNAL CAPACITOR	33&10	pF

REVISIONS			
LTR	DESCRIPTION	DATE	APPROVED
-	RELEASED FROM ENGINEERING	9/6/06	



C1=10pF
C2=33pF


SCHEMATIC DIAGRAM



NOTES:

1. ALL DIMENSIONS ARE IN MILLIMETERS.
2. SPECIFICATION SUBJECT TO CHANGE OR WITHDRAWAL WITHOUT NOTICE.
3. THIS PART IS RoHS 2002/95/EC COMPLIANT.
4. PART IS REFLOWABLE TO 260°C. PART IS NOT WASHABLE.

FILE NAME
TOS-1844R-C3310-R.DWG

UNLESS OTHERWISE SPECIFIED: DIMENSIONS ARE IN MILLIMETERS, TOLERANCES ARE ±0.5 AND ANGLES ARE ±3°.		 projects® unlimited Dayton, Ohio	
APPROVALS		DATE	
DRAWN	J.D.	9/06	
CHECKED	R.W.	9/06	
APPROVED	B.R.	9/06	
DO NOT SCALE DRAWING		SCALE: N.T.S.	SHEET 1 OF 1

MICROPHONE

DRAWING NO.
TOS-1844R-C3310-R