


# The freedom to do whatever you want, whenever you want

**Communicate** Make calls, send and receive e-mail, text messages and voicemail...

**Have fun** Check out TV, cinema, restaurants and bars. Download music files, or use your phone like a radio and just listen...

**Shop** Holidays, flights, CDs, books...

**Find** Access phone directories, news, weather reports, jobs...



## What can you do with the UK's first Internet phone service?

Today, you can access news, sport, finance, entertainment and much more. But it doesn't stop there. You can also access big online names like BBC News, eXcite, Lastminute.com, Unmissable TV and Guardian Unlimited. And we're adding more everyday.

Make the most of it. Get on the net now. Wherever you are.

## The phone at glance

### LED

Call and battery charge indicator

### Headset socket

### Graphic display

Telephone numbers, menus, messages, etc. are displayed here

### Left softkey

(programmable)

### Call/SEND key

Dials displayed number or name and answers calls

### Alphanumeric keys

to enter text and telephone numbers

### Microphone

### Flip

Open when you want to use the alphanumeric keys  
NB: opening or closing the flip does not answer or end a call

### Retractable antenna

Extend the antenna fully when making or receiving a call

### Earpiece

### Right softkey

(programmable)

### Cursor key

Navigates around the memories and menus

### On/Off, END key

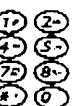
Hold down to turn on or off the phone. Press to end a call or return to standby display

### Accessories socket


### AC/DC charger socket

## Key

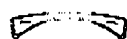
## List



## Keypad layout



## List of keys



### Programmable softkeys or selection keys.

Perform the functions indicated by the text above it.



**End, On/Off key.** Long press to turn the phone on or off.

Press briefly to end or reject a call.

Short press during a menu operation will exit to the standby display



**Send key.** Press to make or answer a call.

Press in standby display recalls last dialled numbers.

Press during an internet connection to display the options menu.



### Cursor key.

Press to the left to view the phonebook entries or return to the previous display.

Press to the right to enter the main menu and/or select a feature from displayed list.

Short press upwards to scroll up the menus. Press to enter volume adjustment menu from the standby display.

Short press downwards to scroll down the menus. Press to enter alert mode setting from the standby display.

This key is also used in 'Edit Mode' to move the cursor through the displayed text.



### Alphanumeric keys, 0 - 9, \*, #.

Enters numbers, characters and punctuation marks.

①, or press and hold down to call the voice mail number.

② to ⑨ keys. Press and hold to speed dial preferred numbers.

\*, or press and hold down to enter international + prefix, 'P' symbol or '\_' underscore wildcard.

⑩. Used with keypad lock softkey to lock/unlock the keypad