

LP07 Series SMT High Current Inductors



Features

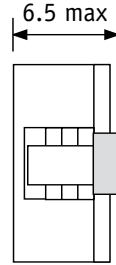
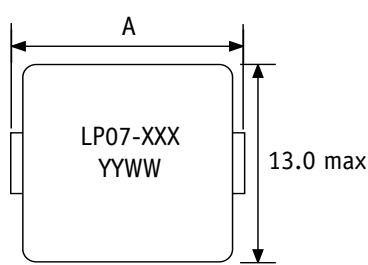
- Low cost design
- Saturation current rating up to 85A
- Low DCR
- Suitable for pick and place applications

Applications

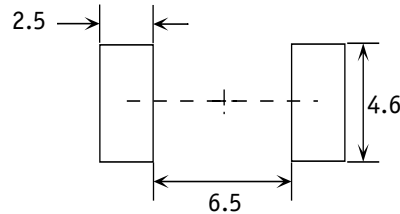
- AC/DC and DC/DC Converters
- Servers/Workstations
- Telecom Switches
- Voltage Regulator Modules

Packaging Reel Diameter: 13", Reel Width: 24mm, Pieces/reel: 350

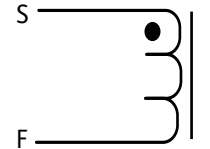
Mechanical



Recommended PCB layout



Schematic



A= LP07-181: 15.3mm max
LP07-451 ~ 801: 15.0mm max
LP07-142 ~ 392: 14.5mm max

unit: mm

Electrical Specifications

Part Number	Inductance ¹ (μ H, nom.)	DCR (m Ω , typ)	DCR (m Ω , max)	Isat ⁵ (A)	Idc ⁶ (A)
LP07-181	0.18	0.32	0.45	85	45
LP07-451	0.45	0.69	0.90	53	40
LP07-801	0.80	1.20	1.40	36	31
LP07-142	1.40	1.90	2.20	28	26
LP07-202	2.00	2.60	3.00	24	21
LP07-282	2.80	3.90	4.30	20	17
LP07-392	3.90	4.50	5.25	16	16

1. Tested at 100kHz, 0.1Vrms.
2. Electrical specifications at 25°C.
3. Operating range: -40°C to +130°C. This is a combination of ambient plus temperature rise.
4. Meets UL 94V-0.
5. Isat is the DC current required to reduce to nominal inductance by 20% at an ambient temperature of 25°C.
6. Idc is the DC current required to produce a temperature rise of 40°C at an ambient temperature of 25°C.
7. Inductance tolerance is +/-20%.
8. For Lead Free components, please add "-LF" as suffix.

