

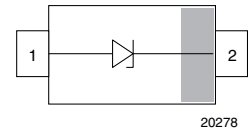

Small Signal Zener Diodes

Features

- With the BZX584C...-V-G-Series Vishay offers a Z-diode in the tiny SOD-523 plastic package. Made for space sensitive applications the BZX584C...-V-G-Series has a Zener voltage tolerance of $\pm 5\%$
- Compliant to RoHS Directive 2002/95/EC and in accordance to WEEE 2002/96/EC



RoHS
COMPLIANT
GREEN
(5-2008)**



Mechanical Data

Case: SOD-523

Weight: approx. 1.4 mg

Molding compound flammability rating:
UL 94 V-0

Terminals: high temperature soldering guaranteed:
260 °C/10 s at terminals

Packaging codes/options:

08/3K per 7" reel (8 mm tape), 15K/box

Parts Table

Part	Ordering code	Type marking	Remarks
BZX584Cxxx-V-G	BZX584Cxxx-V-G-08	See table on page 2	Tape and reel

Note:

xxx stands for any part number/voltage group, as shown in the table of page 2

Absolute Maximum Ratings

$T_{amb} = 25\text{ °C}$, unless otherwise specified

Parameter	Test condition	Symbol	Value	Unit
Power dissipation		P_{tot}	200 ¹⁾	mW

Note:

¹⁾ Device on fiberglass substrate

Thermal Characteristics

$T_{amb} = 25\text{ °C}$, unless otherwise specified

Parameter	Test condition	Symbol	Value	Unit
Thermal resistance junction to ambient air		R_{thJA}	680 ¹⁾	K/W
Junction temperature		T_j	150	°C
Storage temperature range		T_{stg}	- 65 to + 150	°C

Note:

¹⁾ Device on fiberglass substrate

** Please see document "Vishay Material Category Policy": www.vishay.com/doc?99902

BZX584C-V-G-Series

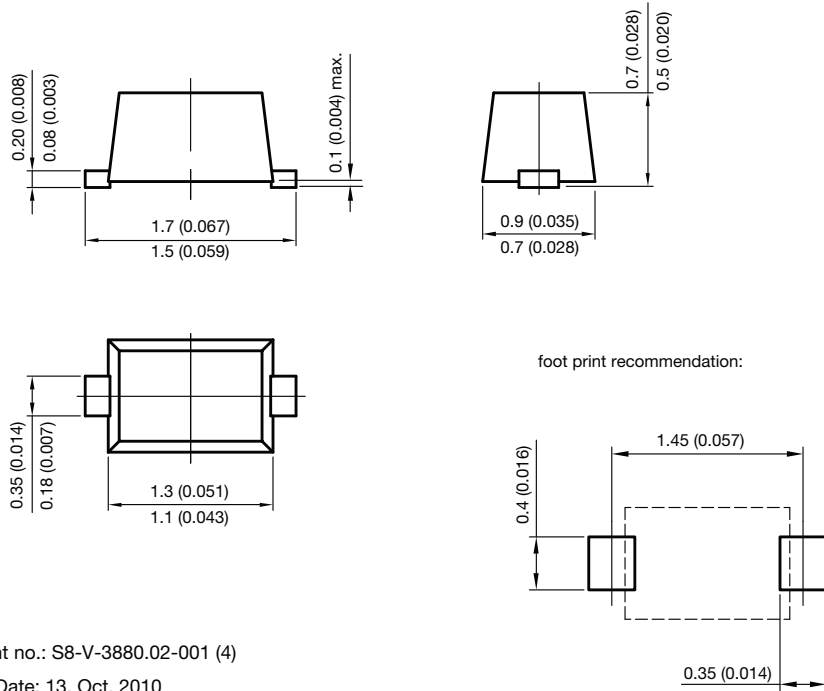


Vishay Semiconductors

Electrical Characteristics

Part number	Type marking	Zener voltage range		Dynamic resistance		Test current	Temp. coefficient of Zener voltage		Test current	Reverse leakage current	
		V_Z at 5 mA		r_{zj} at I_{ZT1}	r_{zj} at I_{ZT2}		I_{ZT1}	α_{VZ} at 5 mA		I_{ZT2}	I_R
		V		Ω		mA	$10^{-4}/^{\circ}\text{C}$		mA	μA	V
		min.	max.				min.	max.			
BZX584C2V4-V-G	.2	2.2	2.6	70 (≤ 100)	275 (≤ 600)	5	-9	-4	1	50	1
BZX584C2V7-V-G	.3	2.5	2.9	75 (≤ 100)	300 (≤ 600)	5	-9	-4	1	20	1
BZX584C3V0-V-G	.4	2.8	3.2	80 (≤ 95)	325 (≤ 600)	5	-9	-3	1	10	1
BZX584C3V3-V-G	.5	3.1	3.5	85 (≤ 95)	350 (≤ 600)	5	-8	-3	1	5	1
BZX584C3V6-V-G	.6	3.4	3.8	85 (≤ 90)	375 (≤ 600)	5	-8	-3	1	5	1
BZX584C3V9-V-G	.7	3.7	4.1	85 (≤ 90)	400 (≤ 600)	5	-7	-3	1	3	1
BZX584C4V3-V-G	.8	4	4.6	80 (≤ 90)	410 (≤ 600)	5	-6	-1	1	3	1
BZX584C4V7-V-G	.9	4.4	5	50 (≤ 80)	425 (≤ 500)	5	-5	+2	1	3	2
BZX584C5V1-V-G	.1	4.8	5.4	40 (≤ 60)	400 (≤ 480)	5	-3	+4	1	2	2
BZX584C5V6-V-G	.0	5.2	6	15 (≤ 40)	80 (≤ 400)	5	-2	+6	1	1	2
BZX584C6V2-V-G	.1	5.8	6.6	6 (≤ 10)	40 (≤ 150)	5	-1	+7	1	3	4
BZX584C6V8-V-G	.2	6.4	7.2	6 (≤ 15)	30 (≤ 80)	5	+2	+7	1	2	4
BZX584C7V5-V-G	.8	7	7.9	6 (≤ 15)	30 (≤ 80)	5	+3	+7	1	1	5
BZX584C8V2-V-G	.1	7.7	8.7	6 (≤ 15)	40 (≤ 80)	5	+4	+7	1	0.7	5
BZX584C9V1-V-G	.S	8.5	9.6	6 (≤ 15)	40 (≤ 100)	5	+5	+8	1	0.5	6
BZX584C10-V-G	.H	9.4	10.6	8 (≤ 20)	50 (≤ 150)	5	+5	+8	1	0.2	7
BZX584C11-V-G	.d	10.4	11.6	10 (≤ 20)	50 (≤ 150)	5	+5	+9	1	0.1	8
BZX584C12-V-G	.L	11.4	12.7	10 (≤ 25)	50 (≤ 150)	5	+6	+9	1	0.1	8
BZX584C13-V-G	.9	12.4	14.1	10 (≤ 30)	50 (≤ 170)	5	+7	+9	1	0.1	8
BZX584C15-V-G	.t	13.8	15.6	10 (≤ 30)	50 (≤ 200)	5	+7	+9	1	0.1	8
BZX584C16-V-G	.r	15.3	17.1	10 (≤ 40)	50 (≤ 200)	5	+8	+9.5	1	0.05	$0.7 V_{Znom}$
BZX584C18-V-G	.S	16.8	19.1	10 (≤ 45)	50 (≤ 225)	5	+8	+9.5	1	0.05	$0.7 V_{Znom}$
BZX584C20-V-G	.P	18.8	21.2	15 (≤ 55)	60 (≤ 225)	5	+8	+10	1	0.05	$0.7 V_{Znom}$
BZX584C22-V-G	.J	20.8	23.3	20 (≤ 55)	60 (≤ 250)	5	+8	+10	1	0.05	$0.7 V_{Znom}$
BZX584C24-V-G	.e	22.8	25.6	25 (≤ 70)	60 (≤ 250)	5	+8	+10	1	0.05	$0.7 V_{Znom}$
BZX584C27-V-G	.v	25.1	28.9	25 (≤ 80)	65 (≤ 300)	2	+8	+10	0.5	0.05	$0.7 V_{Znom}$
BZX584C30-V-G	.K	28	32	30 (≤ 80)	70 (≤ 300)	2	+8	+10	0.5	0.05	$0.7 V_{Znom}$
BZX584C33-V-G	.e	31	35	35 (≤ 80)	75 (≤ 325)	2	+8	+10	0.5	0.05	$0.7 V_{Znom}$
BZX584C36-V-G	.9	34	38	35 (≤ 90)	80 (≤ 350)	2	+8	+10	0.5	0.05	$0.7 V_{Znom}$
BZX584C39-V-G	.R	37	41	40 (≤ 130)	80 (≤ 350)	2	+10	+12	0.5	0.05	$0.7 V_{Znom}$
BZX584C43-V-G	.n	40	46	45 (≤ 150)	85 (≤ 375)	2	+10	+12	0.5	0.05	$0.7 V_{Znom}$
BZX584C47-V-G	.L	44	50	50 (≤ 170)	85 (≤ 375)	2	+10	+12	0.5	0.05	$0.7 V_{Znom}$
BZX584C51-V-G	.M	48	54	60 (≤ 180)	85 (≤ 400)	2	+10	+12	0.5	0.05	$0.7 V_{Znom}$

Package Dimensions in millimeters (inches): **SOD-523**



Document no.: S8-V-3880.02-001 (4)

Rev. h - Date: 13. Oct. 2010

16864



Disclaimer

ALL PRODUCT, PRODUCT SPECIFICATIONS AND DATA ARE SUBJECT TO CHANGE WITHOUT NOTICE TO IMPROVE RELIABILITY, FUNCTION OR DESIGN OR OTHERWISE.

Vishay Intertechnology, Inc., its affiliates, agents, and employees, and all persons acting on its or their behalf (collectively, "Vishay"), disclaim any and all liability for any errors, inaccuracies or incompleteness contained in any datasheet or in any other disclosure relating to any product.

Vishay makes no warranty, representation or guarantee regarding the suitability of the products for any particular purpose or the continuing production of any product. To the maximum extent permitted by applicable law, Vishay disclaims (i) any and all liability arising out of the application or use of any product, (ii) any and all liability, including without limitation special, consequential or incidental damages, and (iii) any and all implied warranties, including warranties of fitness for particular purpose, non-infringement and merchantability.

Statements regarding the suitability of products for certain types of applications are based on Vishay's knowledge of typical requirements that are often placed on Vishay products in generic applications. Such statements are not binding statements about the suitability of products for a particular application. It is the customer's responsibility to validate that a particular product with the properties described in the product specification is suitable for use in a particular application. Parameters provided in datasheets and/or specifications may vary in different applications and performance may vary over time. All operating parameters, including typical parameters, must be validated for each customer application by the customer's technical experts. Product specifications do not expand or otherwise modify Vishay's terms and conditions of purchase, including but not limited to the warranty expressed therein.

Except as expressly indicated in writing, Vishay products are not designed for use in medical, life-saving, or life-sustaining applications or for any other application in which the failure of the Vishay product could result in personal injury or death. Customers using or selling Vishay products not expressly indicated for use in such applications do so at their own risk and agree to fully indemnify and hold Vishay and its distributors harmless from and against any and all claims, liabilities, expenses and damages arising or resulting in connection with such use or sale, including attorneys fees, even if such claim alleges that Vishay or its distributor was negligent regarding the design or manufacture of the part. Please contact authorized Vishay personnel to obtain written terms and conditions regarding products designed for such applications.

No license, express or implied, by estoppel or otherwise, to any intellectual property rights is granted by this document or by any conduct of Vishay. Product names and markings noted herein may be trademarks of their respective owners.