



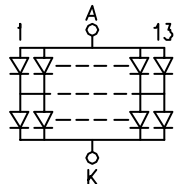
UNCONTROLLED DOCUMENT

PA
SSB-C



ELECTRO-OPTICAL CHARACTERISTICS	
PARAMETER	MIN
PEAK WAVELENGTH	
FORWARD VOLTAGE	
REVERSE VOLTAGE	8
LUMINOUS INTENSITY	
EMITTED COLOR:	GREEN
REFLECTOR FINISH:	WHITE

LIMITS OF SAFE OPERATION AT 25°C	
PARAMETER	
STEADY CURRENT	
POWER DISSIPATION	
DERATE FROM 25°C, PER DIE	
OPERATING, STORAGE TEMP.	
SOLDERING TEMP.	
2.0mm FROM BODY	



UNCONT

*UNLESS OTHERWISE SPECIFIED TOLERANCES PER DECIMAL PRECISION ARE: X=±1 (±0.039), XX=±0.5 (±0.020), XXX=±0.25 (±0.010), XXXX=±0.127 (±0.005). LEAD SIZE=±0.05 (±0.002), LEAD LENGTH=±0.05 (±0.002).

REV.	PART NUMBER
	SSB-COB6716GW
67mm x 16mm VIEW AREA, CHIP ON BOARD LED BACKLIGHT, 565nm GREEN, 26 CHIPS, 4.2V @ 130mA, WITH PINS.	

CONFIDENTIAL INFORMATION
 THE INFORMATION CONTAINED IN THIS DOCUMENT IS THE PROPERTY OF LUMEX INC. EXCEPT AS SPECIFICALLY AUTHORIZED IN WRITING BY LUMEX INC. THE HOLDER OF THIS DOCUMENT SHALL KEEP ALL INFORMATION CONTAINED HEREIN CONFIDENTIAL AND SHALL PROTECT SAME IN WHOLE OR IN PART FROM DISCLOSURE AND DISSEMINATION TO ALL THIRD PARTIES.

RELIABILITY NOTE
 OUR MANY YEARS OF EXPERIENCE DATA ACCUMULATION INDICATE THAT SOLDER HEAT IS A MAJOR CAUSE OF EARLY AND FUTURE FAILURE. PLEASE PAY ATTENTION TO YOUR SOLDERING PROCESS.

DRAWN BY:	CHECKED:
BC	