

PLEASE CHECK WWW.MOLEX.COM FOR LATEST PART INFORMATION

Part Number: [0365630010](#)

Status: **Active**

Overview: [mlx](#)

Description: 6.35mm (.250) Pitch MLX™ Power Connector Header, Vertical, without Plastic Polarizing Peg, 6 Circuits, Polyester 94V-0, Tin Lead (Pb/Sn) Plating, White

Documents:

[3D Model](#)

[Drawing \(PDF\)](#)

[Product Specification PSX-42002-0001 \(PDF\)](#)

[RoHS Certificate of Compliance \(PDF\)](#)

General

Product Family	PCB Headers
Series	36563
Application	Wire-to-Board
Comments	Without Compliant / Polarization Peg
Overview	mlx
Product Name	MLX™

Physical

Breakaway	No
Circuits (Loaded)	6
Circuits (maximum)	6
Color - Resin	White
Durability (mating cycles max)	50
First Mate / Last Break	No
Glow-Wire Compliant	No
Guide to Mating Part	Yes
Keying to Mating Part	Yes
Lock to Mating Part	Yes
Material - Metal	Brass
Material - Plating Mating	Tin-Lead
Material - Plating Termination	Nickel
Material - Resin	Polyester
Number of Rows	2
Orientation	Vertical
PC Tail Length (in)	0.170 In
PC Tail Length (mm)	4.30 mm
PCB Locator	No
PCB Retention	None
PCB Thickness Recommended (in)	0.062 In
PCB Thickness Recommended (mm)	1.57 mm
Packaging Type	Bag
Pitch - Mating Interface (in)	0.250 In
Pitch - Mating Interface (mm)	6.35 mm
Pitch - Term. Interface (in)	0.250 In
Pitch - Term. Interface (mm)	6.35 mm
Plating min: Mating (µin)	60
Plating min: Mating (µm)	15.25
Plating min: Termination (µin)	50
Plating min: Termination (µm)	1.27
Polarized to Mating Part	Yes
Polarized to PCB	No
Shrouded	Fully
Stackable	No
Surface Mount Compatible (SMC)	No
Temperature Range - Operating	-55°C to +105°C

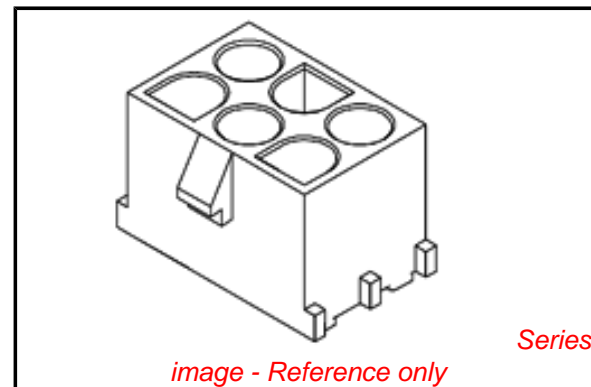


image - Reference only

EU RoHS

China RoHS

Compliance Status

Not Reviewed

REACH SVHC

Not Reviewed

Halogen-Free

Status

Not Reviewed

Need more information on product environmental compliance?

Email productcompliance@molex.com
For a multiple part number RoHS Certificate of Compliance, [click here](#)

Please visit the [Contact Us](#) section for any non-product compliance questions.

Search Parts in this Series

[36563Series](#)

Mates With

[42021 MLX™ Power Crimp Housing Plug](#).
[42023 MLX Crimp Terminal](#). [42024 MLX Crimp Terminal](#)

Termination Interface: Style

Through Hole

Electrical

Current - Maximum per Contact

9A

Voltage - Maximum

600V

Material Info

Reference - Drawing Numbers

Product Specification

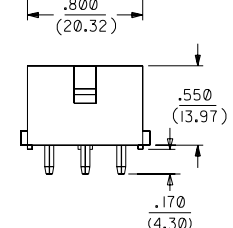
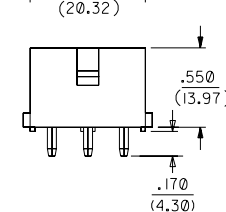
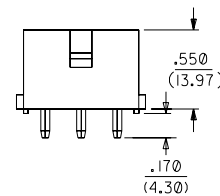
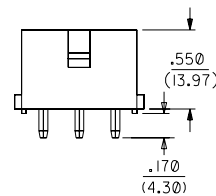
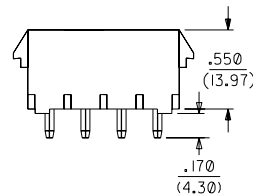
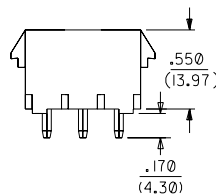
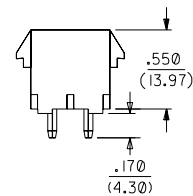
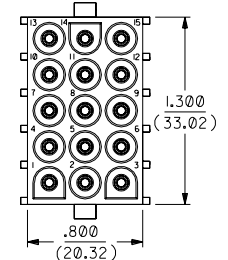
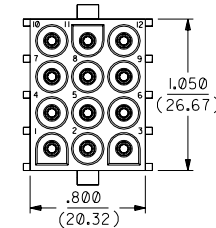
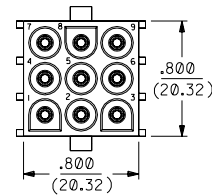
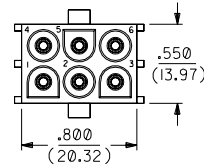
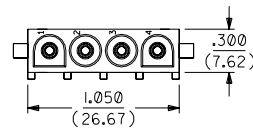
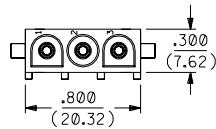
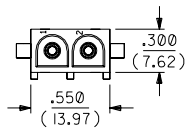
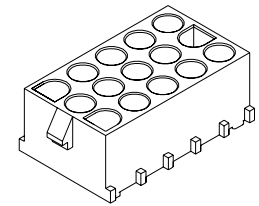
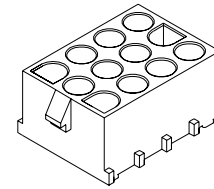
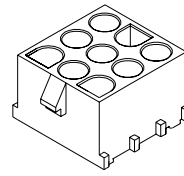
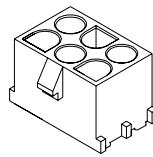
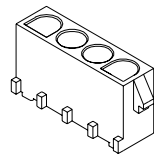
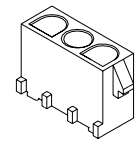
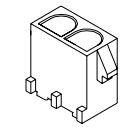
PSX-42002-0001

Sales Drawing

SD-36563-001

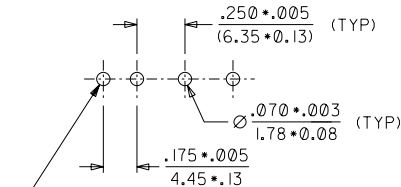
This document was generated on 05/24/2010

PLEASE CHECK WWW.MOLEX.COM FOR LATEST PART INFORMATION



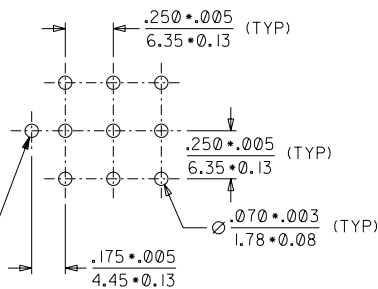
P.C. BOARD MOUNTING DIMENSIONS

2 & 3 POSITION HEADER ASSEMBLIES



FOR THE POLARIZING PEG

9 POSITION HEADER ASSEMBLY



FOR THE POLARIZING PEG

NOTES:

- 1) MATERIAL CODES:
HOUSING :
A= UNREINFORCED POLYESTER, 94V-0.
COLOR: WHITE
B= UNREINFORCED POLYESTER, 94V-0.
COLOR: BRICK RED
C= NYLON (PA66), UL94V-2
COLOR: WHITE, TRANSLUCENT
TERMINAL : BRASS, SOLID PIN
- 2) FINISH:
TIN-LEAD 60-100 MICROINCH, OVER NICKEL 50 MICROINCH (MIN) OVERALL
- 3) TERMINAL LENGTH IS SUITABLE FOR .062/(1.57) THICK P.C BOARD
- 4) DIMENSIONS ARE FOR REFERENCE ONLY UNLESS INDICATED OTHERWISE.
- 5) HEADER ASSEMBLY HOUSINGS MATE WITH :
- PLUG HOUSINGS, .084/(2.13) DIA. SERIES: (42021-**))
- 6) CONTACTS ARE ON .250/(6.35) GRID CENTERLINE SPACING.

EC NO. I 2003-0020 DRWN: S.S 25/11/02 CHK: G.L 25/11/02 APPR: G.L 25/11/02	QUALITY SYMBOLS MAJOR = CRITICAL =	GENERAL TOLERANCES: (UNLESS SPECIFIED)		SCALE 1.5 : 1	DESIGN UNITS <input type="checkbox"/> mm <input checked="" type="checkbox"/> INCH	THIRD ANGLE PROJECTION	DIMENSIONS: <input type="checkbox"/> mm <input checked="" type="checkbox"/> INCH <input type="checkbox"/> mm ONLY		SHT	REV
		4 PLACES ±0.	±.	DRAWN BY & DATE S.S 28/09/01	TITLE: HEADER HOUSING ASSEMBLIES .084/(2.13) SERIES WITHOUT COMPLIANT/POLARIZING PEG		REVISE ON CAD ONLY			
A	DESCRIPTION	3 PLACES ±0.	±.010	CHECKED BY & DATE G.L 28/09/01	APPROVED BY & DATE G.L 28/09/01		MATERIAL NO. SD-36563-001		DRAWING NO. SD-36563-001	
		2 PLACES ±0.25	±.014	CAD FILENAME SD-36563-001.S01		SEE CHART		SHEET NO. 1 OF 2		SIZE C
DRAFT WHERE APPLICABLE MUST REMAIN WITHIN DIMENSIONS		ANGULAR: ± 1/2°		THIS DRAWING CONTAINS INFORMATION THAT IS PROPRIETARY TO MOLEX INCORPORATED AND SHOULD NOT BE USED WITHOUT WRITTEN PERMISSION.						

ITEM NO.	CIRCUIT SIZE	MATERIAL COLOR (SEE NOTE 1)
36563-0001	2	A
36563-0002		B
36563-0003		C
36563-0004	3	A
36563-0005		B
36563-0006		C
36563-0007	4	A
36563-0008		B
36563-0009		C
36563-0010	6	A
36563-0011		B
36563-0012		C
36563-0013	9	A
36563-0014		B
36563-0015		C
36563-0016	12	A
36563-0017		B
36563-0018		C
36563-0019	15	A
36563-0020		B
36563-0021		C

EC NO. I 2003-0020 DRWN: S.S 25/11/02 CHK: G.L 25/11/02 APPR: G.L 25/11/02	QUALITY SYMBOLS MAJOR = CRITICAL =	GENERAL TOLERANCES: (UNLESS SPECIFIED) mm INCH		SCALE 1.5 : 1 <input type="checkbox"/> mm <input checked="" type="checkbox"/> INCH	DESIGN UNITS <input type="checkbox"/> mm <input checked="" type="checkbox"/> INCH	THIRD ANGLE PROJECTION <input type="checkbox"/> mm <input checked="" type="checkbox"/> INCH <input type="checkbox"/> mm ONLY	DIMENSIONS: <input type="checkbox"/> mm <input checked="" type="checkbox"/> INCH <input type="checkbox"/> mm ONLY	SHT	REV		
		DRAWN BY & DATE S.S 28/09/01		CHECKED BY & DATE G.L 28/09/01		APPROVED BY & DATE G.L 28/09/01		TITLE: HEADER HOUSING ASSEMBLIES .084/(2.13) SERIES WITHOUT COMPLIANT/POLARIZING PEG			
		CAD FILENAME SD-36563-001.S02		MATERIAL NO. SEE CHART		DRAWING NO. SD-36563-001		SHEET NO. 2 OF 2			
		DRAFT WHERE APPLICABLE MUST REMAIN WITHIN DIMENSIONS		ANGULAR: ± 1/2°		THIS DRAWING CONTAINS INFORMATION THAT IS PROPRIETARY TO MOLEX INCORPORATED AND SHOULD NOT BE USED WITHOUT WRITTEN PERMISSION.		SIZE C			