

3.0 WATT MINIATURE SIP DC/DC CONVERTER

HPR2XX

FEATURES

- Four Channels Of Isolated Power
- High Output Power Density: > 9.4 Watts/Inch³
- Extended Temperature Range: -25°C To +85°C
- High Efficiency: To 84%
- Low Cost
- High Isolation Voltage: 750V Continuous Input-to-Output and Channel-to-Channel
- Single In-line Package (SIP)
- Internal Input and Output Filtering
- Non-Conductive Case

The HPR2XX Series is designed for multiple channel applications that require small size and could benefit from a complete one-package solution. The HPR2XX Series offers four isolated channels of output power in a footprint less than the size of many singular devices. This unregulated series of DC/DC converters provides three watts of total output power. Each isolated channel can supply up to 750mW.

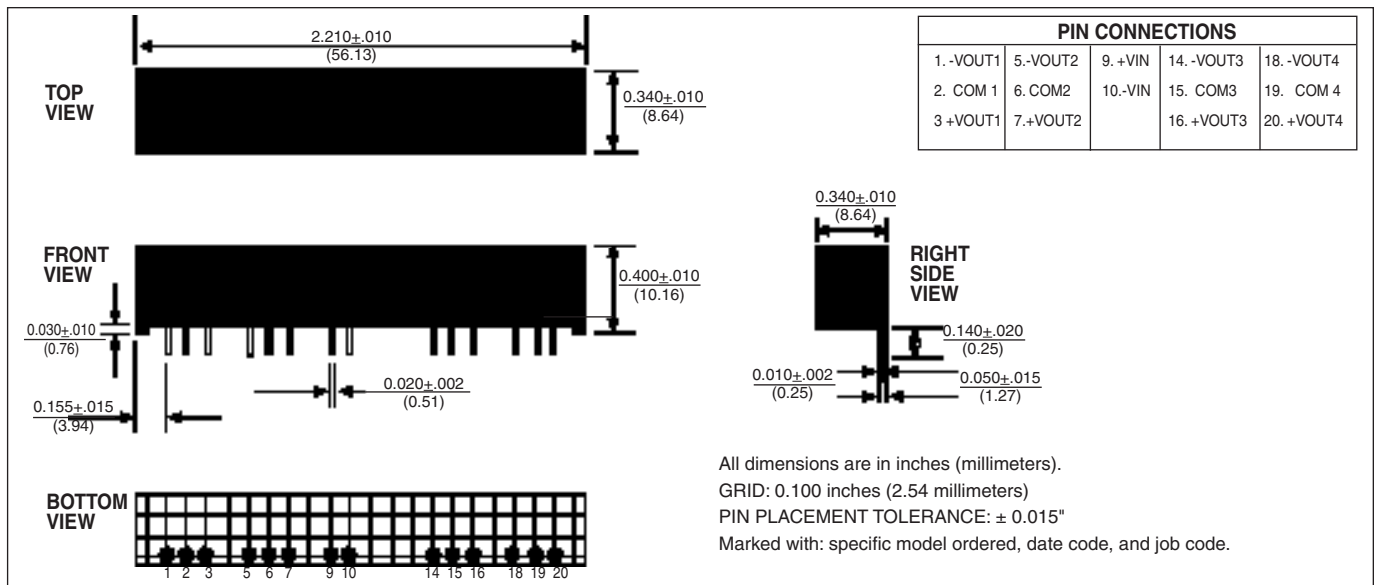
The HPR2XX Series uses advanced circuit design and packaging technology to realize superior reliability and performance. With only one switching converter on the board, the HPR2XX eliminates the possibility of separate converters creating beat frequencies,

or "aliasing" in multiple channel applications.

The high efficiency of the HPR2XX Series means less internal power dissipation than comparable solutions. With reduced heat to dissipate, the HPR2XX Series can operate at higher temperatures with no degradation in reliability. In addition, the high efficiency of the HPR2XX Series provides greater than 9 watts/inch³ output power density.

The HPR2XX Series offers the user low cost without sacrificing reliability. The use of surface mounted devices and manufacturing technologies make it possible to offer premium performance and low cost.

MECHANICAL



ELECTRICAL SPECIFICATIONS

EFFICIENCY MODEL	NOMINAL (VDC)	RATED INPUT VOLTAGE (VDC)	RATED OUTPUT VOLTAGE (mA)	INPUT CURRENT		REFLECTED RATED LOAD (mA _{p-p})	RIPPLE CURRENT (%)
				OUTPUT CURRENT (mA)	NO LOAD (mA)		
HPR203	5	±5.2	±73	70	820	35	74
HPR204	5	±12	±30	75	750	35	80
HPR205	5	±15	±25	75	750	35	80
HPR210	12	±12	±30	30	305	15	82
HPR211	12	±15	±25	30	300	15	84
HPR216	15	±12	±30	20	240	15	83
HPR217	15	±15	±25	20	240	20	84
HPR221	24	±5.0	±75	20	170	20	74
HPR223	24	±15	±25	20	155	20	81

EF-

Note: Other input to output voltage options may be available. Please consult factory.

COMMON SPECIFICATIONS

Standard Input Voltage = 5V, Output Voltage = 5V, Output Current = 1mA, unless otherwise specified.

PARAMETER	CONDITIONS	MIN	TYP	MAX	UNITS
INPUT					
Voltage Range		4.5	5	5.5	VDC
		10.8	12	13.2	VDC
		13.5	15	16.5	VDC
		21.6	24	26.4	VDC
Voltage Rise Time				1	V/ μ sec
In-Rush Current	At Startup				Amps
ISOLATION					
Rated Voltage	Input to Output, Channel to Channel	750			VDC
Test Voltage	60 Hz, 10 seconds	750			Vpk
Resistance			10		G Ω
Capacitance			30		pF
Leakage Current	$V_{ISO} = 240VAC, 60Hz$		4		μ Arms
OUTPUT					
Total Rated Power			3		W
Rated Power Each Channel			750		mW
Voltage Setpoint Accuracy	Rated Load, Nominal V_{IN}			±5	%
Ripple & Noise	BW = DC to 10MHz BW = 10Hz to 2MHz		40		mVp-p mVrms
Voltage	$I_L = 1mA, V_{OUT} = 5V$ $I_L = 1mA, V_{OUT} = 12V$ $I_L = 1mA, V_{OUT} = 15V$			8 17 20	VDC VDC VDC
Temperature Coefficient			.05		%/Deg C
REGULATION					
Line Regulation	High Line to Low Line		1		%/% V_{IN}
Load Regulation (5V out only)	Rated Load to 1mA Load		10		%
Load Regulation (All other Models)	Rated Load to 1mA Load		3		%
GENERAL					
Switching Frequency			300		kHz
Package Weight			7		g
Frequency Change	Rated Load to 1mA Load High Line to Low Line		5 20		% %
MTTF per MIL-HDBK-217, Rev. E	Circuit Stress Method				
Ground Benign	$T_A = +25^\circ C$		1.8		MHr
Fixed Ground	$T_A = +35^\circ C$		450		kHr
Naval Sheltered	$T_A = +35^\circ C$		270		kHr
Airborne Uninhabited Fighter	$T_A = +35^\circ C$		45		kHr
TEMPERATURE					
Specification		-25	+25	+85	$^\circ C$
Operation		-40		+100	$^\circ C$
Storage		-40		+110	$^\circ C$

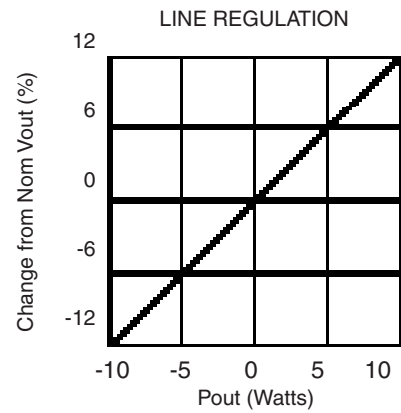
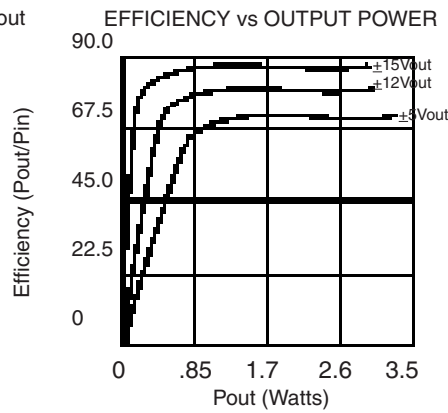
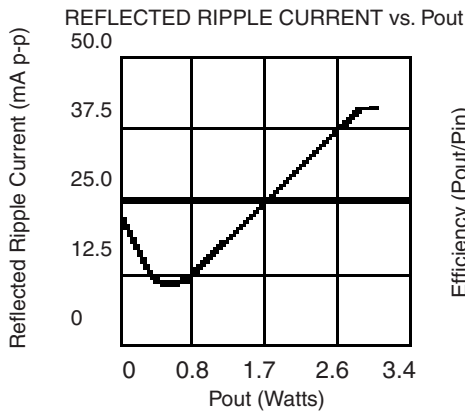
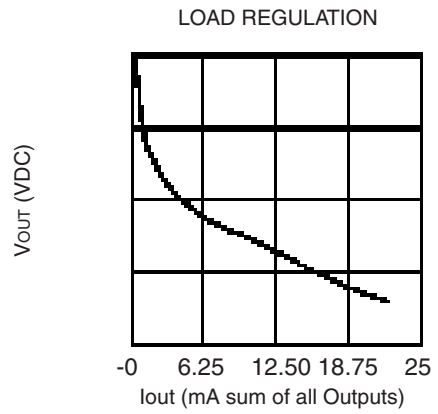
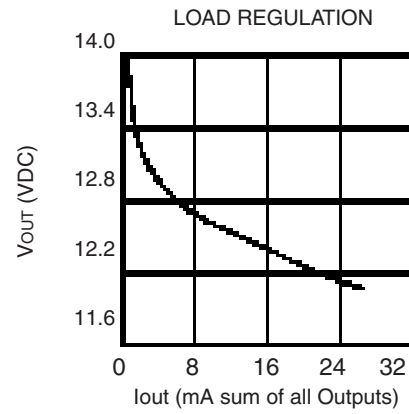
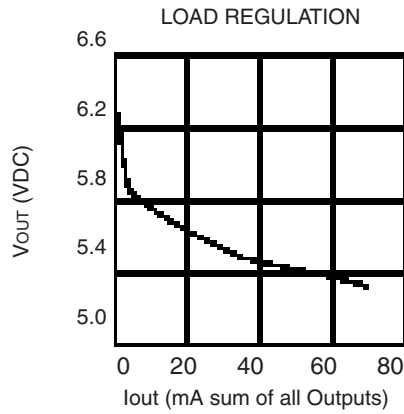
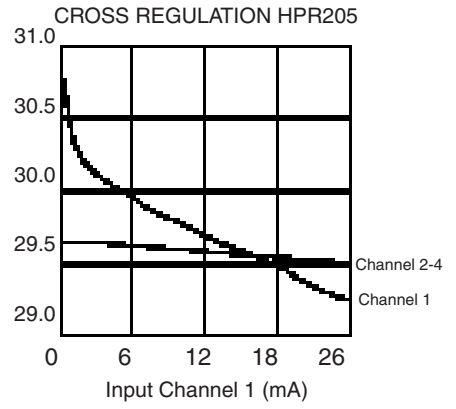
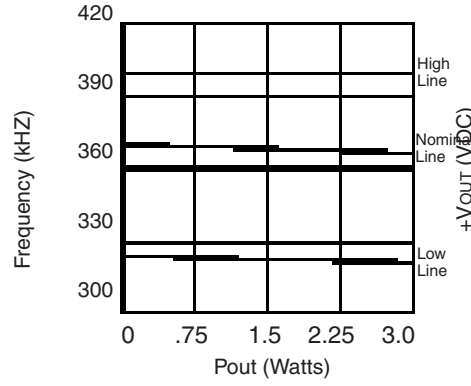
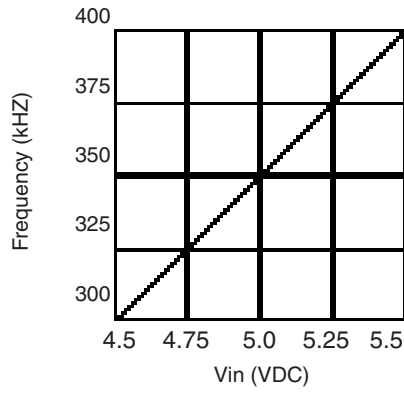
ORDERING INFORMATION

ABSOLUTE MAXIMUM RATINGS

Internal Power Dissipation.....1.2W
Short Circuit Protection.....< 1 second

Device Family **HPR 2XX /H**
HPR Indicates DC/DC Converter
Model Number _____
Selected From Table Above
Screening Option _____

TYPICAL PERFORMANCE CURVES



The information provided herein is believed to be reliable; however, MuraTA POWER SOLUTIONS assumes no responsibility for inaccuracies or omissions. MuraTA POWER SOLUTIONS assumes no responsibility for the use of this information, and all use of such information shall be entirely at the user's own risk. Prices and specifications are subject to change without notice. No patent rights or licenses to any of the circuits described herein are implied or granted to any third party. MuraTA POWER SOLUTIONS does not authorize or warrant any MuraTA POWER SOLUTIONS product for use in life support devices/systems or in aircraft control applications.



Murata Power Solutions, Inc.

11 Cabot Boulevard, Mansfield, MA 02048-1151 U.S.A.

Tel: (508) 339-3000 (800) 233-2765 Fax: (508) 339-6356

www.murata-ps.com email: sales@murata-ps.com ISO 9001 & ISO 14001 REGISTERED

Murata Power Solutions, Inc. makes no representation that the use of its products in the circuits described herein, or the use of other technical information contained herein, will not infringe upon existing or future patent rights. The descriptions contained herein do not imply the granting of licenses to make, use, or sell equipment constructed in accordance therewith. Specifications are subject to change without notice. © 2008 Murata Power Solutions, Inc.

- USA:** Mansfield (MA), Tel: (508) 339 3000, email: sales@murata-ps.com
- Canada:** Toronto, Tel: (866) 740 1232, email: toronto@murata-ps.com
- UK:** Milton Keynes, Tel: +44 (0)1908 615232, email: mk@murata-ps.com
- France:** Montigny Le Bretonneux, Tel: +33 (0)1 34 60 01 01, email: france@murata-ps.com
- Germany:** München, Tel: +49 (0)89-544334-0, email: ped.munich@murata-ps.com
- Japan:** Tokyo, Tel: 3-3779-1031, email: sales_tokyo@murata-ps.com
Osaka, Tel: 6-6354-2025, email: sales_osaka@murata-ps.com
- China:** Shanghai, Tel: +86 215 027 3678, email: shanghai@murata-ps.com
Guangzhou, Tel: +86 208 221 8066, email: guangzhou@murata-ps.com
- Singapore:** Parkway Centre, Tel: +65 6348 9096, email: singapore@murata-ps.com