

Surface Mount Schottky Barrier Diodes

 Lead(Pb)-Free

Features:

- *Extremely Fast Switching Speed
- *Low Forward Voltage
- *Low Leakage Current
- *Very Small Conduction Losses
- *Schottky Barrier Diodes Encapsulated in a SOD-323 Package

Description

These schottky barrier diodes are designed for high speed switching applications circuit protection, and voltage clamping, extremely low forward voltage reduces conduction loss, miniature surface mount package is excellent for hand held and portable applications where space is limited.

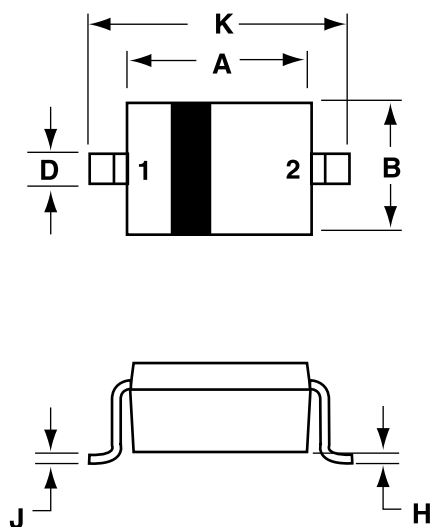
**SMALL SIGNAL
SCHOTTKY DIODES
100m AMPERES
90 VOLTS**



SOD-323

SOD-323 Outline Dimensions

Unit:mm



Dim	MILLMETERS	
	Min	Max
A	1.60	1.80
B	1.15	1.35
C	0.80	1.00
D	0.25	0.40
E	0.15REF	
H	0.00	0.10
J	0.089	0.177
K	2.30	2.70

PIN 1.CATHODE
2.ANODE


Maximum Ratings ($T_J=125^{\circ}\text{C}$ Unless otherwise noted)

Characteristic	Symbol	WSD109H	Unit
Reverse Voltage	V_R	90	Volts
Average Rectifier Forward Current	$I_F(AV)$	100	mA
Peak Forward Surge Current	$I_{FM}(\text{Surge})$	500	mA
Operating Junction Temperature Range	T_J	-55 to +125	$^{\circ}\text{C}$
Storage Temperature Range	T_{stg}	-55 to +150	$^{\circ}\text{C}$

Electrical Characteristics ($T_A=25^{\circ}\text{C}$ Unless otherwise noted)

Characteristic	Symbol	Min	Max	Unit
Reverse Breakdown Voltage ($I_R=100\mu\text{A}$)	$V_{(BR)R}$	90		Volts
Forward Voltage $I_F=100\text{mA}$	V_F		0.90	Volts
Total Capacitance ($V_R=0\text{V}$)	C_D		2.5	Pf
Reverse Leakage Current $V_R=50\text{V}$ $V_R=90\text{V}$	I_R		0.5 1.0	μA_{dc}

Device Marking

Item	Marking	Equivalent Circuit diagram
WSD109H	5A	1  2

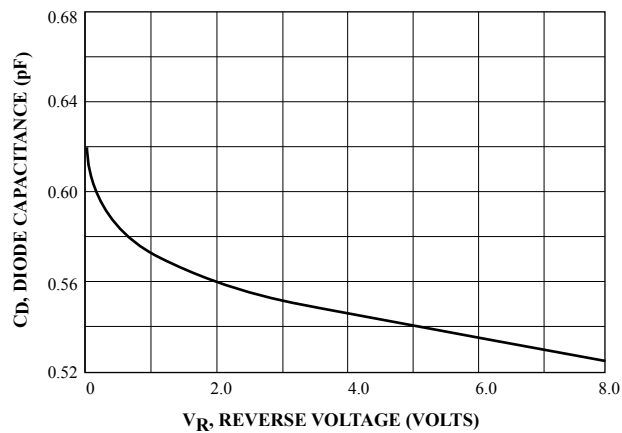


Figure 1. Capacitance

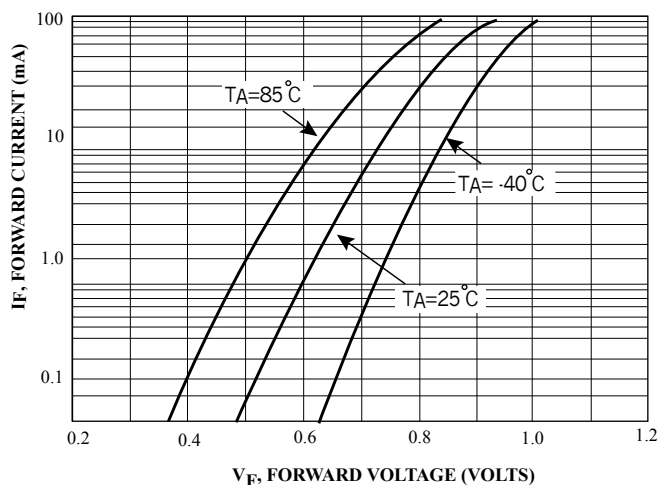


Figure 2. Forward Voltage




Figure 3. Leakage Current