

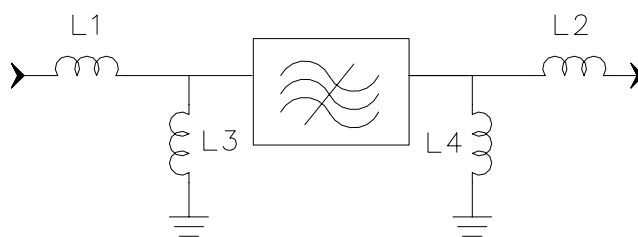
Specifications

Parameter	Unit	Minimum	Typical	Maximum
Center Frequency	MHz	88.69	88.75	88.81
Insertion Loss	dB		22	23.5
1 dB Bandwidth	MHz	1.5	1.6	
3 dB Bandwidth	MHz		1.66	
40 dB Bandwidth	MHz		1.9	2
Passband Variation	dB		0.7	1
Group Delay Variation ($f_0 \pm 0.75\text{MHz}$)	nsec		400	500
Absolute Delay	usec		10.4	
Ultimate Rejection	dB		45	
Substrate Material		quartz		
Ambient Temperature	°C	25		
Package Size	DIP7320 (73.28x19.94x6.5mm ³)			

Notes:

1. All specifications are based on the test circuit shown
2. In production, devices will be tested at room temperature to a guardbanded specification to ensure electrical compliance over temperature
3. Electrical margin has been built into the design to account for the variations due to temperature drift and manufacturing tolerances
4. This is the optimum impedance in order to achieve the performance show

Matching Configuration



L1=82nH L2=82nH
L3=47nH L4=82nH

Source/Load Impedance=50 ohm

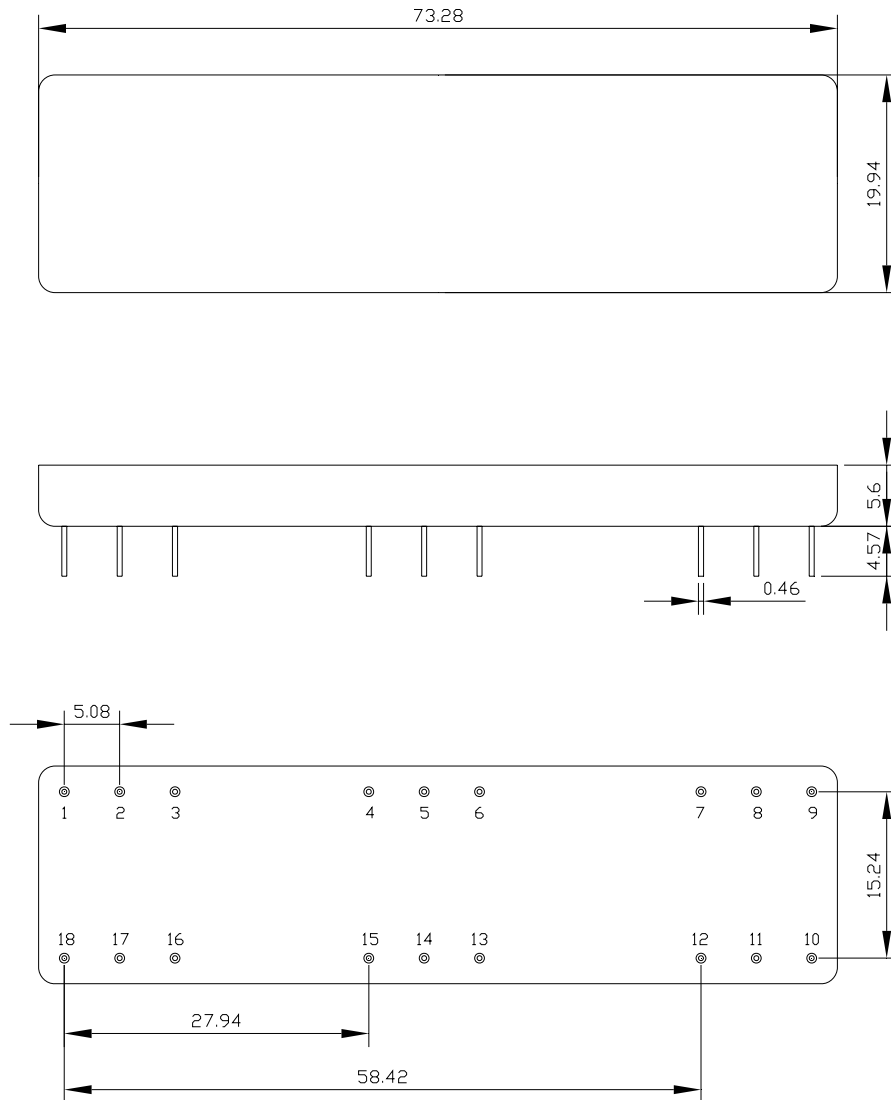
Notes - Component values may change depending
on board layout.



SIPAT Co., Ltd.
(CETC No. 26 Research Institute)
Nanping Huayuan Road No. 14
Chongqing, China, 400060

Part Number	LBS08804	
Rev. Date	2005-6-20	
Rev.	1.0	Page 1/3

Package Dimension



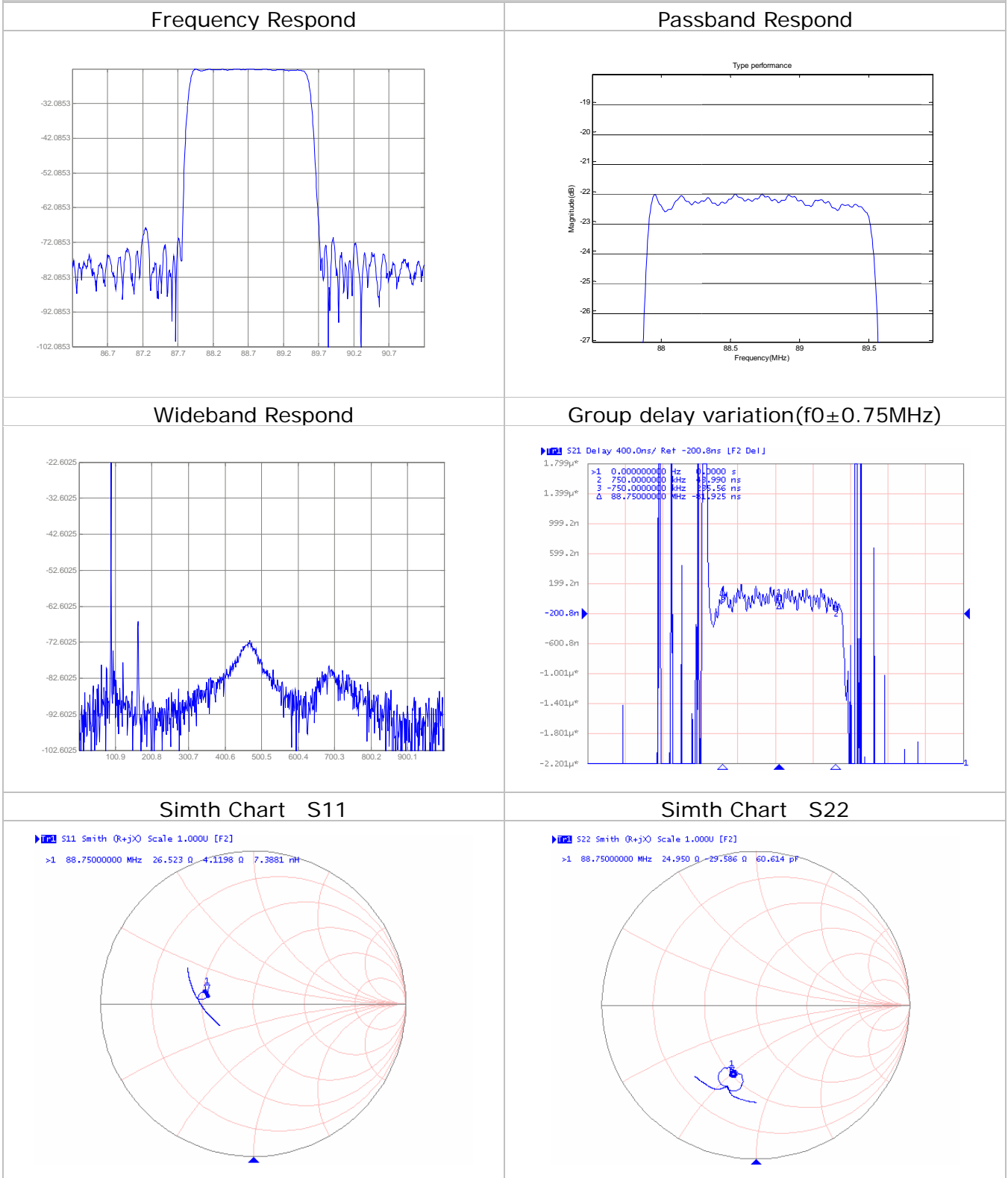
Pin Configuration:
Units: mm
Input: 2
Output: 11
Ground: other



SIPAT Co., Ltd.
(CETC No. 26 Research Institute)
Nanping Huayuan Road No. 14
Chongqing, China, 400060

Part Number	LBS08804	
Rev. Date	2005-6-20	
Rev.	1.0	Page 2/3

Typical Performance



SIPAT Co., Ltd.
(CETC No. 26 Research Institute)
Nanping Huayuan Road No. 14
Chongqing, China, 400060

Part Number	LBS08804	
Rev. Date	2005-6-20	
Rev.	1.0	Page 3/3