



RF CHIP INDUCTORS



Miniature, Wirewound Components

Pulse's popular RF chip inductors provide high-quality filtering in mobile phones, wireless applications, digital cameras, disk drives and audio equipment. The inductors are also used in multi-purpose RF modules for telecom, automotive and consumer electronic applications. Our RF chip inductors use wirewound technology with ceramic or ferrite cores in industry standard sizes and footprints. From the ultra-small, low-profile 0402 series, which helps to increase the density on today's most demanding requirements, to the 1812 series reaching 1 mH inductance value. Pulse is able to meet all your needs in a wide range of applications. Pulse's RF chip inductor series is matched in performance to the industry competition with full compatibility and operating frequency ranges.



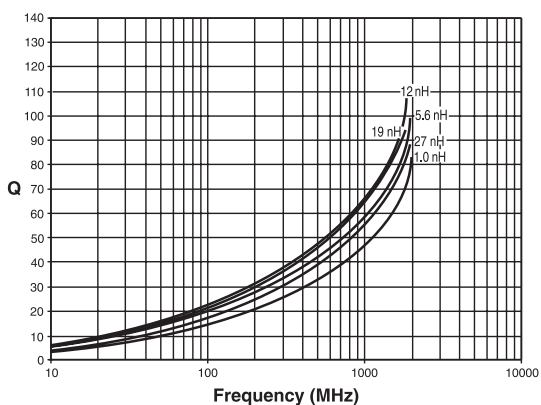
To select the right RF chip inductor for your application, please download the "Wirewound Chip Inductors Catalog" (WC701) from the Pulse website at www.pulseeng.com/rfandwireless. Sample kits are available upon request.

The RF chip inductor part numbers shown in this section are RoHS compliant. No additional suffix or identifier is required.

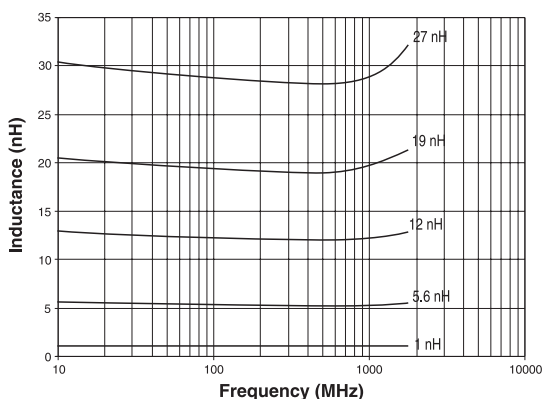
ULTRA SMALL, ULTRA LOW PROFILE

Part Number	Inductance (nH)	Optional Tolerance	Q (MIN)	SRF (MHz MIN)	R _{DC} (Ω MAX)	I _{DC} (mA MAX)
0402CD Series						
PE-0402CD1N0KTG	1.0 @ 250 MHz	±5% (J)	13 @ 250 MHz	6000	0.045	1360
PE-0402CD1N2KTG	1.2 @ 250 MHz	±5% (J)	13 @ 250 MHz	6000	0.060	1300
PE-0402CD1N8KTG	1.8 @ 250 MHz	±5% (J)	16 @ 250 MHz	6000	0.070	1040
PE-0402CD1N9KTG	1.9 @ 250 MHz	±5% (J)	16 @ 250 MHz	6000	0.070	1040
PE-0402CD2N0KTG	2.0 @ 250 MHz	±5% (J)	16 @ 250 MHz	6000	0.070	1040
PE-0402CD2N2KTG	2.2 @ 250 MHz	±5% (J)	18 @ 250 MHz	6000	0.070	960
PE-0402CD2N4KTG	2.4 @ 250 MHz	±5% (J)	18 @ 250 MHz	6000	0.068	900
PE-0402CD2N7KTG	2.7 @ 250 MHz	±5% (J)	18 @ 250 MHz	6000	0.120	860
PE-0402CD3N3KTG	3.3 @ 250 MHz	±5% (J)	20 @ 250 MHz	6000	0.066	840
PE-0402CD3N6KTG	3.6 @ 250 MHz	±5% (J)	20 @ 250 MHz	6000	0.066	840
PE-0402CD3N9KTG	3.9 @ 250 MHz	±5% (J)	20 @ 250 MHz	5800	0.066	840
PE-0402CD4N3KTG	4.3 @ 250 MHz	±5% (J)	20 @ 250 MHz	5800	0.091	640
PE-0402CD4N7KTG	4.7 @ 250 MHz	±5% (J)	20 @ 250 MHz	4775	0.130	640
PE-0402CD5N1KTG	5.1 @ 250 MHz	±5% (J)	23 @ 250 MHz	5800	0.083	800
PE-0402CD5N6KTG	5.6 @ 250 MHz	±5% (J)	23 @ 250 MHz	5800	0.083	760
PE-0402CD6N2KTG	6.2 @ 250 MHz	±5% (J)	23 @ 250 MHz	5800	0.083	760
PE-0402CD6N8KTG	6.8 @ 250 MHz	±5% (J)	20 @ 250 MHz	5800	0.083	680
PE-0402CD7N5KTG	7.5 @ 250 MHz	±5% (J)	25 @ 250 MHz	5800	0.104	680
PE-0402CD8N2KTG	8.2 @ 250 MHz	±5% (J)	25 @ 250 MHz	4400	0.104	680
PE-0402CD8N7KTG	8.7 @ 250 MHz	±5% (J)	21 @ 250 MHz	4100	0.200	680
PE-0402CD9N0KTG	9.0 @ 250 MHz	±5% (J)	25 @ 250 MHz	4160	0.104	680
PE-0402CD9N5KTG	9.5 @ 250 MHz	±5% (J)	21 @ 250 MHz	4000	0.200	600
PE-0402CD100KTG	10 @ 250 MHz	±5% (J)	21 @ 250 MHz	3900	0.195	480
PE-0402CD110KTG	11 @ 250 MHz	±5% (J)	26 @ 250 MHz	3680	0.120	640
PE-0402CD120KTG	12 @ 250 MHz	±5% (J)	26 @ 250 MHz	3600	0.120	640
PE-0402CD130KTG	13 @ 250 MHz	±5% (J)	26 @ 250 MHz	3450	0.210	600
PE-0402CD150KTG	15 @ 250 MHz	±5% (J)	26 @ 250 MHz	3280	0.172	560
PE-0402CD160KTG	16 @ 250 MHz	±5% (J)	26 @ 250 MHz	3100	0.220	560
PE-0402CD180KTG	18 @ 250 MHz	±5% (J)	26 @ 250 MHz	3100	0.230	520
PE-0402CD190KTG	19 @ 250 MHz	±5% (J)	26 @ 250 MHz	3040	0.202	480
PE-0402CD200KTG	20 @ 250 MHz	±5% (J)	26 @ 250 MHz	3000	0.250	480
PE-0402CD220KTG	22 @ 250 MHz	±5% (J)	26 @ 250 MHz	2800	0.300	400
PE-0402CD230KTG	23 @ 250 MHz	±5% (J)	26 @ 250 MHz	2720	0.214	400
PE-0402CD240KTG	24 @ 250 MHz	±5% (J)	26 @ 250 MHz	2700	0.300	400
PE-0402CD270KTG	27 @ 250 MHz	±5% (J)	26 @ 250 MHz	2480	0.298	400
PE-0402CD300KTG	30 @ 250 MHz	±5% (J)	25 @ 250 MHz	2350	0.300	350
PE-0402CD330KTG	33 @ 250 MHz	±5% (J)	24 @ 250 MHz	2350	0.350	350
PE-0402CD360KTG	36 @ 250 MHz	±5% (J)	26 @ 250 MHz	2320	0.403	320
PE-0402CD390KTG	39 @ 250 MHz	±5% (J)	25 @ 250 MHz	2100	0.550	320
PE-0402CD400KTG	40 @ 250 MHz	±5% (J)	26 @ 250 MHz	2240	0.438	320
PE-0402CD430KTG	43 @ 250 MHz	±5% (J)	25 @ 250 MHz	2030	0.810	240
PE-0402CD470KTG	47 @ 250 MHz	±5% (J)	20 @ 250 MHz	2100	0.830	100
PE-0402CD510KTG	51 @ 250 MHz	±5% (J)	25 @ 250 MHz	1750	0.820	100
PE-0402CD560KTG	56 @ 250 MHz	±5% (J)	22 @ 250 MHz	1750	0.970	100
PE-0402CD680KTG	68 @ 250 MHz	±5% (J)	18 @ 250 MHz	1840	0.970	100
PE-0402CD820KTG	82 @ 250 MHz	±5% (J)	16 @ 250 MHz	1680	1.250	100
PE-0402CD101KTG	100 @ 250 MHz	±5% (J)	16 @ 250 MHz	1620	2.600	100
PE-0402CD121KTG	120 @ 250 MHz	±5% (J)	14 @ 250 MHz	1520	2.700	90

Typical Q vs Frequency — 0402



Typical Inductance vs Frequency — 0402





RF CHIP INDUCTORS



INDUSTRY STANDARD PERFORMANCE (continued)

Part Number*	Inductance (nH)	Optional Tolerance	Q (MIN)	SRF (MHz MIN)
1008CD¹ Series				
PE-1008CD040KTT	4.0 @ 50 MHz	±5% (J), ±2% (G)	50 @ 500 MHz	6000
PE-1008CD080KTT	8.0 @ 50 MHz	±5% (J), ±2% (G)	50 @ 500 MHz	5000
PE-1008CD090KTT	9.7 @ 50 MHz	±5% (J), ±2% (G)	50 @ 500 MHz	4100
PE-1008CD100KTT	10 @ 50 MHz	±5% (J), ±2% (G)	50 @ 500 MHz	4100
PE-1008CD120KTT	12 @ 50 MHz	±5% (J), ±2% (G)	50 @ 500 MHz	3300
PE-1008CD140KTT	14.3 @ 50 MHz	±5% (J), ±2% (G)	50 @ 500 MHz	1850
PE-1008CD150KTT	15 @ 50 MHz	±5% (J), ±2% (G)	50 @ 500 MHz	1850
PE-1008CD180KTT	178 @ 50 MHz	±5% (J), ±2% (G)	50 @ 350 MHz	2500
PE-1008CD210KTT	20.9 @ 50 MHz	±5% (J), ±2% (G)	55 @ 350 MHz	1800
PE-1008CD220KTT	22 @ 50 MHz	±5% (J), ±2% (G)	55 @ 350 MHz	1800
PE-1008CD260KTT	26.2 @ 50 MHz	±5% (J), ±2% (G)	55 @ 350 MHz	1500
PE-1008CD270KTT	27 @ 50 MHz	±5% (J), ±2% (G)	55 @ 350 MHz	1500
PE-1008CD320KTT	31.8 @ 50 MHz	±5% (J), ±2% (G)	60 @ 350 MHz	1600
PE-1008CD330KTT	33 @ 50 MHz	±5% (J), ±2% (G)	60 @ 350 MHz	1600
PE-1008CD380KTT	38.2 @ 50 MHz	±5% (J), ±2% (G)	60 @ 350 MHz	1400
PE-1008CD390KTT	39 @ 50 MHz	±5% (J), ±2% (G)	60 @ 350 MHz	1400
PE-1008CD450KTT	44.9 @ 50 MHz	±5% (J), ±2% (G)	65 @ 350 MHz	1200
PE-1008CD470KTT	47 @ 50 MHz	±5% (J), ±2% (G)	65 @ 350 MHz	1200
PE-1008CD540KTT	54 @ 50 MHz	±5% (J), ±2% (G)	65 @ 350 MHz	1150
PE-1008CD560KTT	56 @ 50 MHz	±5% (J), ±2% (G)	65 @ 350 MHz	1150
PE-1008CD650KTT	65 @ 50 MHz	±5% (J), ±2% (G)	65 @ 350 MHz	1100
PE-1008CD680KTT	68 @ 50 MHz	±5% (J), ±2% (G)	65 @ 350 MHz	1100
PE-1008CD790KTT	79 @ 50 MHz	±5% (J), ±2% (G)	65 @ 350 MHz	950
PE-1008CD820KTT	82 @ 50 MHz	±5% (J), ±2% (G)	60 @ 350 MHz	950
PE-1008CD960KTT	96.1 @ 25 MHz	±5% (J), ±2% (G)	60 @ 350 MHz	900
PE-1008CD101KTT	100 @ 25 MHz	±5% (J), ±2% (G)	60 @ 350 MHz	900
PE-1008CD121KTT	120 @ 25 MHz	±5% (J), ±2% (G)	60 @ 350 MHz	950
PE-1008CD141KTT	145.7 @ 25 MHz	±5% (J), ±2% (G)	45 @ 100 MHz	625
PE-1008CD151KTT	150 @ 25 MHz	±5% (J), ±2% (G)	45 @ 100 MHz	625
PE-1008CD161KTT	160 @ 25 MHz	±5% (J), ±2% (G)	45 @ 100 MHz	625
PE-1008CD171KTT	170.2 @ 25 MHz	±5% (J), ±2% (G)	45 @ 100 MHz	650
PE-1008CD181KTT	180 @ 25 MHz	±5% (J), ±2% (G)	45 @ 100 MHz	650
PE-1008CD211KTT	216 @ 25 MHz	±5% (J), ±2% (G)	45 @ 100 MHz	625
PE-1008CD221KTT	220 @ 25 MHz	±5% (J), ±2% (G)	45 @ 100 MHz	625
PE-1008CD261KTT	260.5 @ 25 MHz	±5% (J), ±2% (G)	45 @ 100 MHz	525
PE-1008CD271KTT	270 @ 25 MHz	±5% (J), ±2% (G)	45 @ 100 MHz	525
PE-1008CD311KTT	313.6 @ 25 MHz	±5% (J), ±2% (G)	45 @ 100 MHz	500
PE-1008CD331KTT	330 @ 25 MHz	±5% (J), ±2% (G)	45 @ 100 MHz	500
PE-1008CD361KTT	365 @ 25 MHz	±5% (J), ±2% (G)	45 @ 100 MHz	500
PE-1008CD391KTT	390 @ 25 MHz	±5% (J), ±2% (G)	45 @ 100 MHz	475
PE-1008CD451KTT	447 @ 25 MHz	±5% (J), ±2% (G)	45 @ 100 MHz	450
PE-1008CD471KTT	470 @ 25 MHz	±5% (J), ±2% (G)	45 @ 100 MHz	450
PE-1008CD541KTT	535 @ 25 MHz	±5% (J), ±2% (G)	45 @ 100 MHz	415
PE-1008CD561KTT	560 @ 25 MHz	±5% (J), ±2% (G)	45 @ 100 MHz	415
PE-1008CD591KTT	586 @ 25 MHz	±5% (J), ±2% (G)	45 @ 100 MHz	375
PE-1008CD621KTT	620 @ 25 MHz	±5% (J), ±2% (G)	45 @ 100 MHz	375
PE-1008CD641KTT	636 @ 25 MHz	±5% (J), ±2% (G)	45 @ 100 MHz	375
PE-1008CD681KTT	680 @ 25 MHz	±5% (J), ±2% (G)	45 @ 100 MHz	375
PE-1008CD711KTT	708.8 @ 25 MHz	±5% (J), ±2% (G)	45 @ 100 MHz	360
PE-1008CD751KTT	750 @ 25 MHz	±5% (J), ±2% (G)	45 @ 100 MHz	350
PE-1008CD771KTT	768 @ 25 MHz	±5% (J), ±2% (G)	45 @ 100 MHz	325
PE-1008CD821KTT	820 @ 25 MHz	±5% (J), ±2% (G)	45 @ 100 MHz	325
PE-1008CD851KTT	849.8 @ 25 MHz	±5% (J), ±2% (G)	35 @ 50 MHz	320
PE-1008CD911KTT	909.5 @ 25 MHz	±5% (J), ±2% (G)	35 @ 50 MHz	290
PE-1008CD102KTT	1000 @ 25 MHz	±5% (J), ±2% (G)	35 @ 50 MHz	260
PE-1008CD112KTT	1184 @ 25 MHz	±5% (J), ±2% (G)	35 @ 50 MHz	250
PE-1008CD122KTT	1200 @ 7.9 MHz	±5% (J), ±2% (G)	35 @ 50 MHz	250
PE-1008CD142KTT	1470 @ 7.9 MHz	±5% (J), ±2% (G)	28 @ 50 MHz	200
PE-1008CD152KTT	1500 @ 7.9 MHz	±5% (J), ±2% (G)	28 @ 50 MHz	200
PE-1008CD182KTT	1792.9 @ 7.9 MHz	±5% (J), ±2% (G)	28 @ 50 MHz	160

Part Number*	Inductance (nH)	Optional Tolerance	Q (MIN)	SRF (MHz MIN)
1008CD¹ Series (continued)				
PE-1008CD212KTT	2154.5 @ 7.9 MHz	±5% (J), ±2% (G)	28 @ 50 MHz	80
PE-1008CD222KTT	2200 @ 7.9 MHz	±5% (J), ±2% (G)	28 @ 50 MHz	80
PE-1008CD262KTT	2646.8 @ 7.9 MHz	±5% (J), ±2% (G)	22 @ 25 MHz	90
PE-1008CD272KTT	2700 @ 7.9 MHz	±5% (J), ±2% (G)	22 @ 25 MHz	90
PE-1008CD322KTT	3207.6 @ 7.9 MHz	±5% (J), ±2% (G)	22 @ 25 MHz	40
PE-1008CD332KTT	3300 @ 7.9 MHz	±5% (J), ±2% (G)	22 @ 25 MHz	40
PE-1008CD372KTT	3758.2 @ 7.9 MHz	±5% (J), ±2% (G)	20 @ 25 MHz	35
PE-1008CD392KTT	3900 @ 7.9 MHz	±5% (J), ±2% (G)	20 @ 25 MHz	35
PE-1008CD452KTT	4526.2 @ 7.9 MHz	±5% (J), ±2% (G)	20 @ 25 MHz	25
PE-1008CD472KTT	4700 @ 7.9 MHz	±5% (J), ±2% (G)	20 @ 25 MHz	25
PE-1008CD562KTT	5600 @ 7.9 MHz	±5% (J), ±2% (G)	20 @ 25 MHz	60
PE-1008CD682KTT	6800 @ 7.9 MHz	±5% (J), ±2% (G)	18 @ 7.9 MHz	40
PE-1008CD822KTT	8200 @ 7.9 MHz	±5% (J), ±2% (G)	18 @ 7.9 MHz	25

1. For other inductances values in 1008 size, see the 1008CM, 1008FD and the 1008CQ series.

1008CM Series

PE-1008CM040KTT	4.7 @ 50 MHz	±5% (J), ±2% (G)	60 @ 1500 MHz	5500
PE-1008CM080KTT	8.2 @ 50 MHz	±5% (J), ±2% (G)	60 @ 1500 MHz	5500
PE-1008CM100KTT	10 @ 50 MHz	±5% (J), ±2% (G)	50 @ 500 MHz	4500
PE-1008CM120KTT	12 @ 50 MHz	±5% (J), ±2% (G)	65 @ 500 MHz	2300
PE-1008CM150KTT	15 @ 50 MHz	±5% (J), ±2% (G)	55 @ 500 MHz	1850
PE-1008CM180KTT	18 @ 50 MHz	±5% (J), ±2% (G)	55 @ 350 MHz	2200
PE-1008CM220KTT	22 @ 50 MHz	±5% (J), ±2% (G)	55 @ 350 MHz	1800
PE-1008CM270KTT	27 @ 50 MHz	±5% (J), ±2% (G)	60 @ 350 MHz	1500
PE-1008CM330KTT	33 @ 50 MHz	±5% (J), ±2% (G)	60 @ 350 MHz	1800
PE-1008CM390KTT	39 @ 50 MHz	±5% (J), ±2% (G)	70 @ 350 MHz	1400
PE-1008CM470KTT	47 @ 50 MHz	±5% (J), ±2% (G)	70 @ 350 MHz	1200
PE-1008CM560KTT	56 @ 50 MHz	±5% (J), ±2% (G)	60 @ 350 MHz	1150
PE-1008CM680KTT	68 @ 50 MHz	±5% (J), ±2% (G)	70 @ 350 MHz	1100
PE-1008CM820KTT	82 @ 50 MHz	±5% (J), ±2% (G)	65 @ 350 MHz	950
PE-1008CM101KTT	100 @ 25 MHz	±5% (J), ±2% (G)	65 @ 350 MHz	900
PE-1008CM121KTT	120 @ 25 MHz	±5% (J), ±2% (G)	60 @ 350 MHz	825
PE-1008CM151KTT	150 @ 25 MHz	±5% (J), ±2% (G)	50 @ 100 MHz	625
PE-1008CM161KTT	160 @ 25 MHz	±5% (J), ±2% (G)	50 @ 100 MHz	625
PE-1008CM181KTT	180 @ 25 MHz	±5% (J), ±2% (G)	50 @ 100 MHz	650
PE-1008CM201KTT	200 @ 25 MHz	±5% (J), ±2% (G)	50 @ 100 MHz	630
PE-1008CM221KTT	220 @ 25 MHz	±5% (J), ±2% (G)	50 @ 100 MHz	625
PE-1008CM271KTT	270 @ 25 MHz	±5% (J), ±2% (G)	45 @ 100 MHz	525
PE-1008CM331KTT	330 @ 25 MHz	±5% (J), ±2% (G)	50 @ 100 MHz	500
PE-1008CM371KTT	370 @ 25 MHz	±5% (J), ±2% (G)	50 @ 100 MHz	490
PE-1008CM391KTT	390 @ 25 MHz	±5% (J), ±2% (G)	50 @ 100 MHz	475
PE-1008CM401KTT	400 @ 25 MHz	±5% (J), ±2% (G)	50 @ 100 MHz	470
PE-1008CM471KTT	470 @ 25 MHz	±5% (J), ±2% (G)	50 @ 100 MHz	450
PE-1008CM561KTT	560 @ 25 MHz	±5% (J), ±2% (G)	50 @ 100 MHz	425
PE-1008CM621KTT	620 @ 25 MHz	±5% (J), ±2% (G)	45 @ 100 MHz	375
PE-1008CM681KTT	680 @ 25 MHz	±5% (J), ±2% (G)	45 @ 100 MHz	375
PE-1008CM751KTT	750 @ 25 MHz	±5% (J), ±2% (G)	45 @ 100 MHz	350
PE-1008CM821KTT	820 @ 25 MHz	±5% (J), ±2% (G)	40 @ 100 MHz	325
PE-1008CM911KTT	910 @ 25 MHz	±5% (J), ±2% (G)	40 @ 50 MHz	300
PE-1008CM102KTT	1000 @ 25 MHz	±5% (J), ±2% (G)	40 @ 50 MHz	300
PE-1008CM122KTT	1200 @ 10 MHz	±5% (J), ±2% (G)	40 @ 50 MHz	250
PE-1008CM152KTT	1500 @ 10 MHz	±5% (J), ±2% (G)	40 @ 50 MHz	200
PE-1008CM182KTT	1800 @ 10 MHz	±5% (J), ±2% (G)	40 @ 50 MHz	150
PE-1008CM222KTT	2200 @ 10 MHz	±5% (J), ±2% (G)	30 @ 25 MHz	80
PE-1008CM272KTT	2700 @ 10 MHz	±5% (J), ±2% (G)	30 @ 25 MHz	90
PE-1008CM332KTT	3300 @ 10 MHz	±5% (J), ±2% (G)	25 @ 15 MHz	40
PE-1008CM392KTT	3900 @ 10 MHz	±5% (J), ±2% (G)	20 @ 15 MHz	35
PE-1008CM472KTT	4700 @ 10 MHz	±5% (J), ±2% (G)	16 @ 15 MHz	25

Surface Mount

*NOTE: Referenced part is Standard Tolerance, 10% (K). To order parts with optional tolerances, see the Part Number Ordering Guide on the last page of this section.



INDUSTRY STANDARD PERFORMANCE (continued)

Part Number*	Inductance (nH)	Optional Tolerance	Q (MIN)	SRF (MHz MIN)
1206CD Series				
PE-1206CD030KTT	3.3 @ 100 MHz	±5% (J)	30 @ 300 MHz	6200
PE-1206CD060KTT	6.8 @ 100 MHz	±5% (J)	30 @ 300 MHz	5500
PE-1206CD100KTT	10 @ 100 MHz	±5% (J)	40 @ 300 MHz	4000
PE-1206CD120KTT	12 @ 100 MHz	±5% (J)	40 @ 300 MHz	3200
PE-1206CD150KTT	15 @ 100 MHz	±5% (J)	40 @ 300 MHz	3200
PE-1206CD180KTT	18 @ 100 MHz	±5% (J)	50 @ 300 MHz	2800
PE-1206CD220KTT	22 @ 100 MHz	±5% (J)	50 @ 300 MHz	2200
PE-1206CD270KTT	27 @ 100 MHz	±5% (J)	50 @ 300 MHz	1800
PE-1206CD330KTT	33 @ 100 MHz	±5% (J)	55 @ 300 MHz	1800
PE-1206CD390KTT	39 @ 100 MHz	±5% (J)	55 @ 300 MHz	1800
PE-1206CD470KTT	47 @ 100 MHz	±5% (J)	55 @ 300 MHz	1500
PE-1206CD560KTT	56 @ 100 MHz	±5% (J)	55 @ 300 MHz	1450
PE-1206CD680KTT	68 @ 100 MHz	±5% (J)	55 @ 300 MHz	1200
PE-1206CD820KTT	82 @ 100 MHz	±5% (J)	55 @ 300 MHz	1200
PE-1206CD101KTT	100 @ 100 MHz	±5% (J)	55 @ 300 MHz	1100
PE-1206CD121KTT	120 @ 100 MHz	±5% (J)	60 @ 300 MHz	1100

Part Number*	Inductance (nH)	Optional Tolerance	Q (MIN)	SRF (MHz MIN)
1206CD Series (continued)				
PE-1206CD151KTT	150 @ 100 MHz	±5% (J)	60 @ 300 MHz	950
PE-1206CD181KTT	180 @ 50 MHz	±5% (J)	60 @ 300 MHz	900
PE-1206CD221KTT	220 @ 50 MHz	±5% (J)	60 @ 300 MHz	760
PE-1206CD271KTT	270 @ 50 MHz	±5% (J)	55 @ 300 MHz	730
PE-1206CD331KTT	330 @ 50 MHz	±5% (J)	45 @ 150 MHz	650
PE-1206CD391KTT	390 @ 50 MHz	±5% (J)	45 @ 150 MHz	600
PE-1206CD471KTT	470 @ 50 MHz	±5% (J)	45 @ 150 MHz	550
PE-1206CD561KTT	560 @ 35 MHz	±5% (J)	45 @ 150 MHz	470
PE-1206CD621KTT	620 @ 35 MHz	±5% (J)	45 @ 150 MHz	470
PE-1206CD681KTT	680 @ 35 MHz	±5% (J)	45 @ 150 MHz	450
PE-1206CD751KTT	750 @ 35 MHz	±5% (J)	45 @ 150 MHz	440
PE-1206CD821KTT	820 @ 35 MHz	±5% (J)	45 @ 150 MHz	420
PE-1206CD911KTT	910 @ 35 MHz	±5% (J)	45 @ 150 MHz	410
PE-1206CD102KTT	1000 @ 35 MHz	±5% (J)	45 @ 150 MHz	400
PE-1206CD122KTT	1200 @ 35 MHz	±5% (J)	45 @ 150 MHz	380

FERRITE CORE

Part Number*	Inductance (µH)	Optional Tolerance	Q (MIN)	SRF (MHz MIN)	R _{DC} (Ω MAX)	I _{DC} (mA MAX)
0805FT Series						
PE-0805FT102KTT	1.0 @ 7.96 MHz	±5% (J)	15 @ 7.96 MHz	63	1.20	245
PE-0805FT152KTT	1.5 @ 7.96 MHz	±5% (J)	15 @ 7.96 MHz	60	1.45	225
PE-0805FT222KTT	2.2 @ 7.96 MHz	±5% (J)	15 @ 7.96 MHz	58	1.80	200
PE-0805FT332KTT	3.3 @ 7.96 MHz	±5% (J)	15 @ 7.96 MHz	50	2.30	175
PE-0805FT472KTT	4.7 @ 7.96 MHz	±5% (J)	15 @ 7.96 MHz	43	2.80	140
PE-0805FT682KTT	6.8 @ 7.96 MHz	±5% (J)	15 @ 7.96 MHz	36	3.40	115
PE-0805FT103KTT	10 @ 2.52 MHz	±5% (J)	10 @ 2.52 MHz	30	4.70	98
PE-0805FT153KTT	15 @ 2.52 MHz	±5% (J)	10 @ 2.52 MHz	23	6.50	80
PE-0805FT223KTT	22 @ 2.52 MHz	±5% (J)	10 @ 2.52 MHz	20	8.00	68
PE-0805FT333KTT	33 @ 2.52 MHz	±5% (J)	10 @ 2.52 MHz	17	10.70	60
PE-0805FT473KTT	47 @ 2.52 MHz	±5% (J)	10 @ 2.52 MHz	14	13.80	55
PE-0805FT683KTT	68 @ 2.52 MHz	±5% (J)	8 @ 2.52 MHz	11	17.50	49

Part Number*	Inductance (µH)	Optional Tolerance	Q (MIN)	SRF (MHz MIN)	R _{DC} (Ω MAX)	I _{DC} (mA MAX)
1008FD Series						
PE-1008FD151KTT	0.15 @ 25 MHz	±5% (J)	45 @ 100 MHz	500	0.35	750
PE-1008FD181KTT	0.18 @ 25 MHz	±5% (J)	45 @ 100 MHz	500	0.40	750
PE-1008FD331KTT	0.33 @ 25 MHz	±5% (J)	45 @ 100 MHz	500	0.50	700
PE-1008FD122KTT	1.20 @ 7.9 MHz	±5% (J)	48 @ 50 MHz	210	0.68	650
PE-1008FD152KTT	1.50 @ 7.9 MHz	±5% (J)	41 @ 50 MHz	190	0.76	630
PE-1008FD182KTT	1.80 @ 7.9 MHz	±5% (J)	39 @ 50 MHz	170	0.84	600
PE-1008FD222KTT	2.20 @ 7.9 MHz	±5% (J)	34 @ 50 MHz	150	1.10	520
PE-1008FD272KTT	2.70 @ 7.9 MHz	±5% (J)	34 @ 50 MHz	135	1.28	490
PE-1008FD332KTT	3.30 @ 7.9 MHz	±5% (J)	32 @ 50 MHz	120	1.46	450
PE-1008FD392KTT	3.90 @ 7.9 MHz	±5% (J)	32 @ 7.9 MHz	102	1.56	420
PE-1008FD472KTT	4.70 @ 7.9 MHz	±5% (J)	31 @ 7.9 MHz	90	1.68	400
PE-1008FD562KTT	5.60 @ 7.9 MHz	±5% (J)	31 @ 7.9 MHz	80	1.82	380
PE-1008FD682KTT	6.80 @ 7.9 MHz	±5% (J)	31 @ 7.9 MHz	60	2.00	360
PE-1008FD822KTT	8.20 @ 7.9 MHz	±5% (J)	23 @ 7.9 MHz	65	2.65	330
PE-1008FD103KTT	10.00 @ 7.9 MHz	±5% (J)	31 @ 7.9 MHz	60	2.95	300

Part Number*	Inductance (µH)	Optional Tolerance	Q (MIN)	SRF (MHz MIN)	R _{DC} (Ω MAX)	I _{DC} (mA MAX)
1210FT Series						
PE-1210FT470KTT	0.047 @ 100 MHz	±5% (J)	26 @ 100 MHz	1200	0.30	450
PE-1210FT560KTT	0.056 @ 100 MHz	±5% (J)	26 @ 100 MHz	1100	0.33	450
PE-1210FT680KTT	0.068 @ 100 MHz	±5% (J)	27 @ 100 MHz	1000	0.36	450
PE-1210FT820KTT	0.082 @ 100 MHz	±5% (J)	27 @ 100 MHz	900	0.40	450
PE-1210FT101KTT	0.100 @ 100 MHz	±5% (J)	28 @ 100 MHz	700	0.44	450
PE-1210FT121KTT	0.120 @ 25.2 MHz	±5% (J)	30 @ 25.2 MHz	500	0.22	450
PE-1210FT151KTT	0.150 @ 25.2 MHz	±5% (J)	30 @ 25.2 MHz	450	0.25	450
PE-1210FT181KTT	0.180 @ 25.2 MHz	±5% (J)	30 @ 25.2 MHz	400	0.28	450
PE-1210FT221KTT	0.220 @ 25.2 MHz	±5% (J)	30 @ 25.2 MHz	350	0.32	450
PE-1210FT271KTT	0.270 @ 25.2 MHz	±5% (J)	30 @ 25.2 MHz	320	0.36	450
PE-1210FT331KTT	0.330 @ 25.2 MHz	±5% (J)	30 @ 25.2 MHz	300	0.40	450
PE-1210FT391KTT	0.390 @ 25.2 MHz	±5% (J)	30 @ 25.2 MHz	250	0.45	450
PE-1210FT471KTT	0.470 @ 25.2 MHz	±5% (J)	30 @ 25.2 MHz	220	0.50	450
PE-1210FT561KTT	0.560 @ 25.2 MHz	±5% (J)	30 @ 25.2 MHz	180	0.55	450
PE-1210FT681KTT	0.680 @ 25.2 MHz	±5% (J)	30 @ 25.2 MHz	160	0.60	450
PE-1210FT821KTT	0.820 @ 25.2 MHz	±5% (J)	30 @ 25.2 MHz	140	0.65	450
PE-1210FT102KTT	1.000 @ 7.96 MHz	±5% (J)	30 @ 7.96 MHz	120	0.70	400
PE-1210FT122KTT	1.200 @ 7.96 MHz	±5% (J)	30 @ 7.96 MHz	100	0.75	390
PE-1210FT152KTT	1.500 @ 7.96 MHz	±5% (J)	30 @ 7.96 MHz	85	0.85	370
PE-1210FT182KTT	1.800 @ 7.96 MHz	±5% (J)	30 @ 7.96 MHz	80	0.90	350
PE-1210FT222KTT	2.200 @ 7.96 MHz	±5% (J)	30 @ 7.96 MHz	75	1.00	320
PE-1210FT272KTT	2.700 @ 7.96 MHz	±5% (J)	30 @ 7.96 MHz	70	1.10	290
PE-1210FT332KTT	3.300 @ 7.96 MHz	±5% (J)	30 @ 7.96 MHz	60	1.20	260
PE-1210FT392KTT	3.900 @ 7.96 MHz	±5% (J)	30 @ 7.96 MHz	55	1.30	250
PE-1210FT472KTT	4.700 @ 7.96 MHz	±5% (J)	30 @ 7.96 MHz	50	1.50	224
PE-1210FT562KTT	5.600 @ 7.96 MHz	±5% (J)	30 @ 7.96 MHz	45	1.60	204
PE-1210FT682KTT	6.800 @ 7.96 MHz	±5% (J)	30 @ 7.96 MHz	40	1.80	180
PE-1210FT822KTT	8.200 @ 7.96 MHz	±5% (J)	30 @ 7.96 MHz	35	2.00	170
PE-1210FT103KTT	10.000 @ 2.52 MHz	±5% (J)	30 @ 2.52 MHz	30	2.10	150
PE-1210FT123KTT	12.000 @ 2.52 MHz	±5% (J)	30 @ 2.52 MHz	20	2.50	140

Surface Mount

*NOTE: Referenced part is Standard Tolerance, 10% (K). To order parts with optional tolerances, see the Part Number Ordering Guide on the last page of this section.



RF CHIP INDUCTORS



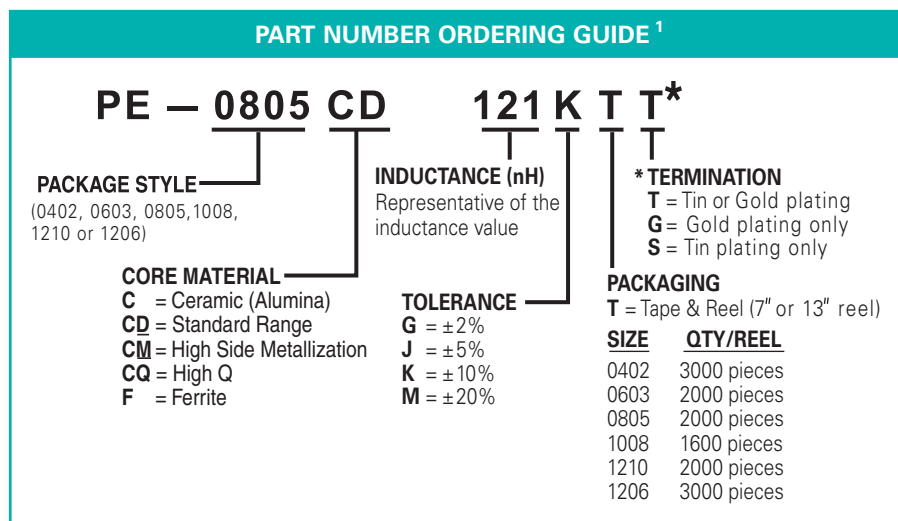
ALTERNATIVE INDUCTANCE & Q vs. FREQUENCY, HIGH SIDE METALLIZATION

Part Number*	Inductance (nH)	Optional Tolerance	Q (MIN)	SRF (mHz MIN)	R _{DC} (Ω MAX)	I _{DC} (mA MAX)
1008CQ Series						
PE-1008CQ3N0KTT	3.0@50 MHz	±5% (J)	70@1500 MHz	6000	0.04	1600
PE-1008CQ4N1KTT	4.1@50 MHz	±5% (J)	75@1500 MHz	6000	0.05	1600
PE-1008CQ7N8KTT	7.8@50 MHz	±5% (J)	75@1500 MHz	3800	0.05	1600
PE-1008CQ100KTT	10@50 MHz	±5% (J)	60@500 MHz	3600	0.06	1600
PE-1008CQ120KTT	12@50 MHz	±5% (J)	70@500 MHz	2800	0.06	1500
PE-1008CQ180KTT	18@50 MHz	±5% (J)	62@350 MHz	2700	0.07	1400
PE-1008CQ220KTT	22@50 MHz	±5% (J)	62@350 MHz	2050	0.07	1400
PE-1008CQ330KTT	33@50 MHz	±5% (J)	75@350 MHz	1700	0.09	1300
PE-1008CQ390KTT	39@50 MHz	±5% (J)	75@350 MHz	1300	0.09	1300
PE-1008CQ470KTT	47@50 MHz	±5% (J)	75@350 MHz	1450	0.12	1200
PE-1008CQ560KTT	56@50 MHz	±5% (J)	75@350 MHz	1230	0.12	1200

Part Number*	Inductance (nH)	Optional Tolerance	Q (MIN)	SRF (mHz MIN)	R _{DC} (Ω MAX)	I _{DC} (mA MAX)
1008CQ Series (continued)						
PE-1008CQ680KTT	68@50 MHz	±5% (J)	80@350 MHz	1150	0.13	1100
PE-1008CQ820KTT	82@50 MHz	±5% (J)	80@350 MHz	1060	0.16	1100
PE-1008CQ101KTT	100@50 MHz	±5% (J)	62@350 MHz	820	0.16	1000
PE-1008CQ121KTT	120@50 MHz	±5% (J)	62@350 MHz	800	0.17	1000
PE-1008CQ151KTT	150@50 MHz	±5% (J)	60@350 MHz	750	0.21	950
PE-1008CQ181KTT	180@50 MHz	±5% (J)	40@350 MHz	720	0.23	920
PE-1008CQ221KTT	220@50 MHz	±5% (J)	35@350 MHz	680	0.29	900
PE-1008CQ271KTT	270@50 MHz	±5% (J)	35@350 MHz	600	0.55	600
PE-1008CQ331KTT	330@50 MHz	±5% (J)	35@100 MHz	550	0.60	550
PE-1008CQ391KTT	390@50 MHz	±5% (J)	35@350 MHz	500	0.82	470

Surface Mount

*NOTE: Referenced part is Standard Tolerance, 10% (K). To order parts with optional tolerances, see the Part Number Ordering Guide below.



1. To order directly from Pulse, see the addresses and telephone numbers on the back cover of this catalog. Locate an authorized distributor or representative by going to the Pulse website.

GENERAL INFORMATION & SAMPLE KITS ¹

Inductor Series	Standard Size Format	Sold as Parts/Reel	Sample Kit Number	Data Sheet
0402CD	0402 (1005)	3000	PE-0402CDKIT-T	WC701
0603CD	0603 (1608)	2000	PE-0603CDKIT-T	WC701
0805CD	0805 (2012)	2000	PE-0805CDKIT-T	WC701
1008CD	1008 (2520)	1600	PE-1008CDKIT-T	WC701

1. When ordering, specify the adjacent sample kit number.