

TransGuard Automotive Series

Multilayer Varistors for Automotive Applications



GENERAL DESCRIPTION

The TransGuard Automotive Series are zinc oxide (ZnO) based ceramic semiconductor devices with non-linear, bi-directional voltage-current characteristics.

They have the advantage of offering bi-directional overvoltage protection as well as EMI/RFI attenuation in a single SMT package. The Automotive Series high current and high energy handling capability make them well suited for protection against automotive related transients.

FEATURES

- High Reliability
- High Energy Absorption (Load Dump)
- High Current Handling
- AEC Q200 Qualified
- Bi-Directional protection
- EMI/RFI attenuation
- Multi-strike capability
- Sub 1nS response to ESD strike

APPLICATIONS

- Internal Combustion Engine (ICE) Vehicles
- Hybrid Electric Vehicles (HEV)
- Plug-in Hybrid Electric Vehicles (PHEV)
- Commercial Vehicles
 - CAN, LIN, FLEXRAY based modules
 - Sensors
 - Module load dump protection
 - Motor/inductive load transient suppression

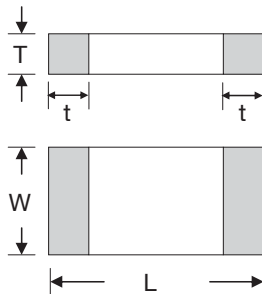
HOW TO ORDER

VC Varistor Chip	AS Automotive Series	1206 Case Size	18 Working Voltage	D Energy Rating	400 Clamping Voltage	R Package	P Termination
		0402 0603 0805 1206 1210	16 = 16Vdc 18 = 18Vdc 26 = 26Vdc 30 = 30Vdc 38 = 38Vdc 42 = 42Vdc 48 = 48Vdc 56 = 56Vdc 85 = 85Vdc	A = 0.1J B = 0.2J C = 0.3J D = 0.4J E = 0.5J F = 0.7J H = 1.2J J = 1.5J K = 0.6J L = 0.8J S = 1.9-2.0J	380 = 38V 390 = 42V 400 = 42V 580 = 60V 620 = 67V 650 = 67V 770 = 77V 800 = 80V 101 = 100V 111 = 110V 151 = 150V	D = 7" (1000) R = 7" (4000) T = 13" (10,000)* W = 13" (10,000)** 0402 only	P = Ni/Sn plated

*Not available for 0402

**Only available packaging option for 0402

PHYSICAL DIMENSIONS: mm (inches)



Size (EIA)	Length (L)	Width (W)	Max Thickness (T)	Land Length (t)
0402	1.00±0.10 (0.040±0.004)	0.50±0.10 (0.020±0.004)	0.60 (0.024)	0.25±0.15 (0.010±0.006)
0603	1.60±0.15 (0.063±0.006)	0.80±0.15 (0.031±0.006)	0.90 (0.035)	0.35±0.15 (0.014±0.006)
0805	2.01±0.20 (0.079±0.008)	1.25±0.20 (0.049±0.008)	1.02 (0.040)	0.71 max. (0.028 max.)
1206	3.20±0.20 (0.126±0.008)	1.60±0.20 (0.063±0.008)	1.02 (0.040)	0.94 max. (0.037 max.)
1210	3.20±0.20 (0.126±0.008)	2.49±0.20 (0.098±0.008)	1.70 (0.067)	0.14 max. (0.045 max.)

TransGuard Automotive Series

Multilayer Varistors for Automotive Applications



ELECTRICAL CHARACTERISTICS

AVX Part Number	Working Voltage (DC)	Working Voltage (AC)	V _B	V _C	Test Current for V _C	Maximum I _L	E _T	I _P	Typical Cap	Freq	V _{Jump}	P _{Diss. Max}
VCAS060316B400 __	16	11	25.5±10%	42	1	10	0.2	30	150	K	24.5	0.003
VCAS120616K380 __	16	11	22.0±10%	38	1	15	0.6	200	930	K	27.5	0.010
VCAS121016J390 __	16	11	25.5±10%	42	5	10	1.5	500	3100	K	27.5	0.030
VCAS040218X400 __	18	13	25.5±10%	42	1	10	0.05	20	65	M	24.5	0.001
VCAS060318A400 __	18	13	25.5±10%	42	1	10	0.1	30	150	K	24.5	0.003
VCAS080518A400 __	18	13	25.5±10%	42	1	10	0.1	30	225	K	27.5	0.002
VCAS080518C400 __	18	13	25.5±10%	42	1	10	0.3	120	550	K	27.5	0.007
VCAS120618A400 __	18	13	25.5±10%	42	1	10	0.1	30	350	K	27.5	0.002
VCAS120618D400 __	18	13	25.5±10%	42	1	10	0.4	150	900	K	27.5	0.008
VCAS120618E380 __	18	13	22.0±10%	38	1	15	0.5	200	930	K	27.5	0.010
VCAS121018J390 __	18	13	25.5±10%	42	5	10	1.5	500	3100	K	27.5	0.030
VCAS060326A580 __	26	18	34.5±10%	60	1	10	0.1	30	155	K	27.5	0.002
VCAS080526A580 __	26	18	34.5±10%	60	1	10	0.1	30	120	K	27.5	0.002
VCAS080526C580 __	26	18	34.5±10%	60	1	10	0.3	100	250	K	27.5	0.006
VCAS120626D580 __	26	18	34.5±10%	60	1	10	0.4	120	500	K	27.5	0.008
VCAS121026H560 __	26	18	34.5±10%	60	5	10	1.2	300	2150	K	27.5	0.018
VCAS060330A650 __	30	21	41.0±10%	67	1	10	0.1	30	125	K	29.0	0.002
VCAS080530A650 __	30	21	41.0±10%	67	1	10	0.1	30	90	M	29.0	0.002
VCAS080530C650 __	30	21	41.0±10%	67	1	10	0.3	30	250	K	29.0	0.005
VCAS120630D650 __	30	21	41.0±10%	67	1	10	0.4	120	400	K	29.0	0.008
VCAS121030H620 __	30	21	41.0±10%	67	5	10	1.2	280	1850	K	29.0	0.018
VCAS080538C770 __	38	30	47.0±10%	77	1	10	0.3	80	200	K	45.0	0.006
VCAS120642L800 __	42	32	51.0±10%	80	1	100	0.8	180	600	K	48.0	0.016
VCAS120648D101 __	48	34	62.0±10%	100	1	10	0.4	100	225	K	48.0	0.008
VCAS121048H101 __	48	34	62.0±10%	100	1	10	1.2	250	500	K	48.0	0.022
VCAS120656F111 __	56	40	68.0±10%	110	1	15	0.7	100	180	K	48.0	0.014
VCAS121085S151 __	85	60	100.0±10%	150	1	35	2.0	250	275	K	48.0	0.040

V_W(DC) DC Working Voltage [V]

V_W(AC) AC Working Voltage [V]

V_B Typical Breakdown Voltage [V @ 1mA_{DC}]

V_C Clamping Voltage [V @ I_W]

I_{WC} Test Current for V_C

I_L Maximum leakage current at the working voltage [μA]

E_T Transient Energy Rating [J, 10x1000μS]

I_P Peak Current Rating [A, 8x20μS]

Cap Typical capacitance [pF] @ frequency specified and 0.5V_{RMS}

V_{Jump} Jump Start (V)

P_{DISS} Power Dissipation (W)

TransGuard Automotive Series

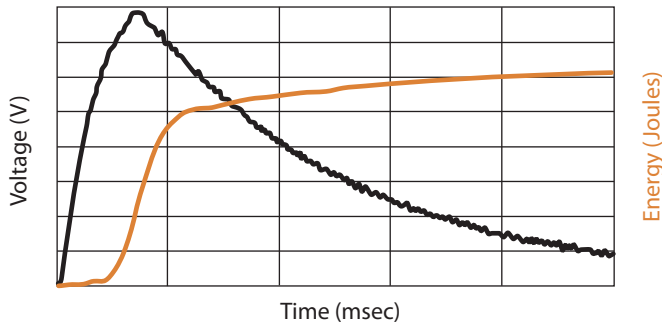
Multilayer Varistors for Automotive Applications



AUTOMOTIVE SERIES – LOAD DUMP TEST

According to ISO DP7637 rev 2 Pulse 5

**Automotive Load Dump Pulse
(According to ISO 7637 Pulse 5)**



When using the test method indicated below, the amount of Energy dissipated by the varistor must not exceed the Load Dump Energy value specified in the product table.

CONSUMER VEHICLE TESTING (12V Network)

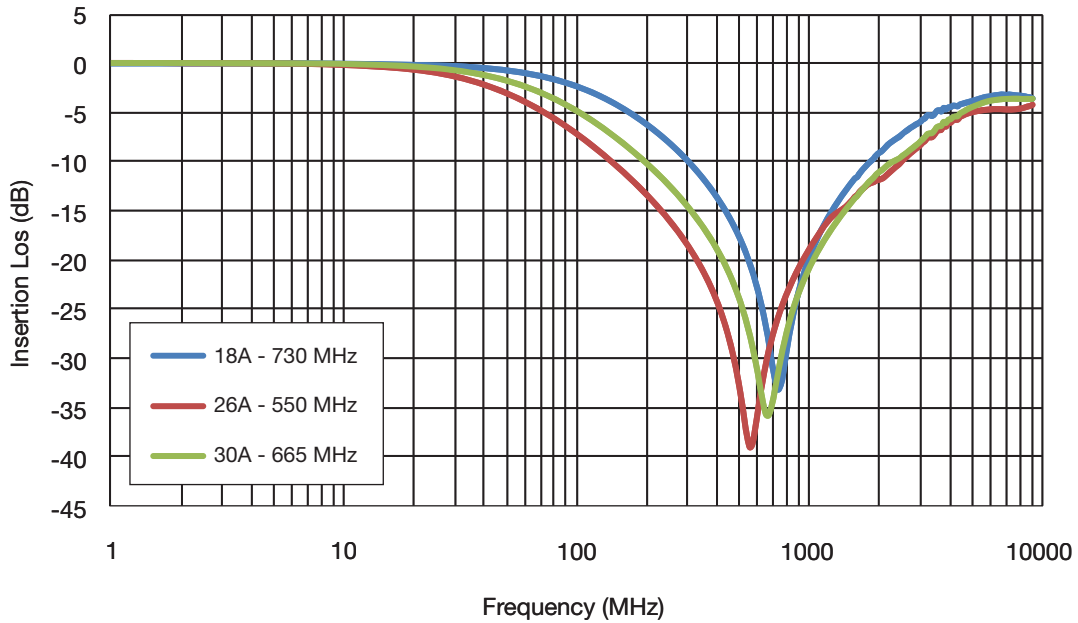
AVX Part Number	Working Voltage (DC)	Working Voltage (AC)	Transient Energy 10 x 1000 us (Joules)	Load Dump Energy (x10) Joules	Typical Vz Max Versus Pulse Duration and Rs	
					0.5 Ohm 100 mS	4 Ohm 100 mS
VCAS060316B400 __	16	11	0.2	0.25	35	40
VCAS120616K380 __	16	11	0.6	1.5	40	55
VCAS121016J390 __	16	11	1.5	3	45	65
VCSA040218X400 __	18	13	0.05	0.05	30	35
VCAS060318A400 __	18	13	0.1	0.1	35	40
VCAS080518A400 __	18	13	0.1	0.1	35	40
VCAS080518C400 __	18	13	0.3	1	35	45
VCAS120618A400 __	18	13	0.1	0.1	40	50
VCAS120618D400 __	18	13	0.4	1.5	40	55
VCAS120618E380 __	18	13	0.5	1.5	40	55
VCAS121018J390 __	18	13	1.5	3	45	65

COMMERCIAL VEHICLE TESTING (24V Network)

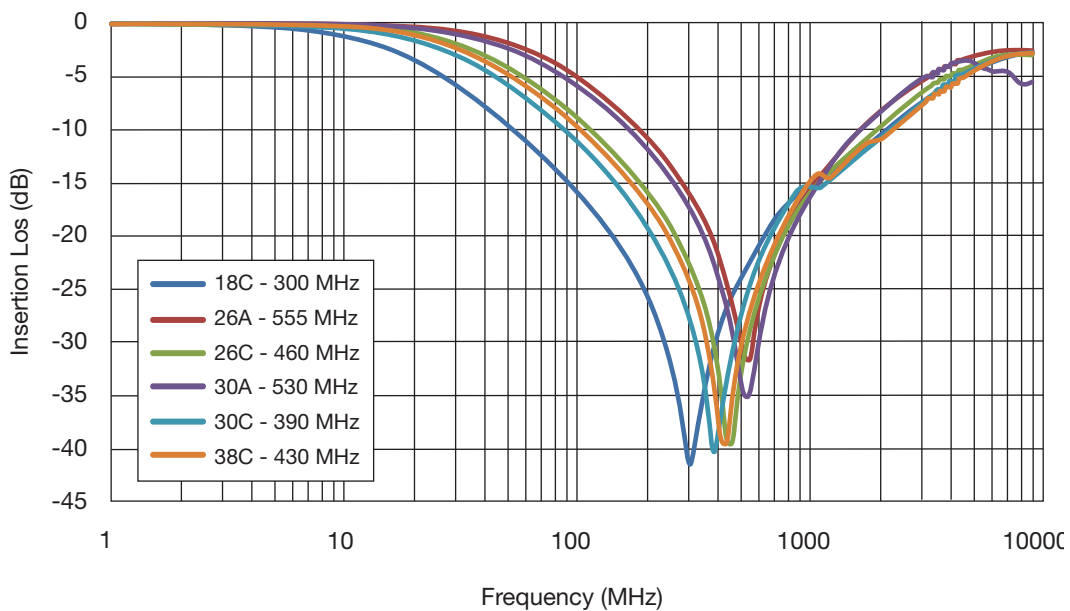
AVX Part Number	Working Voltage (DC)	Working Voltage (AC)	Transient Energy 10 x 1000 us (Joules)	Load Dump Energy (x10) Joules	Typical Vz Max Versus Pulse Duration and Rs	
					1 Ohm 100 mS	8 Ohm 100 mS
VCAS060326A580 __	26	18	0.1	0.1	45	50
VCAS080526A580 __	26	18	0.1	0.15	50	55
VCAS080526C580 __	26	18	0.3	0.5	50	60
VCAS120626D580 __	26	18	0.4	1	50	60
VCAS121026H560 __	26	18	1.2	3	55	80
VCAS060330A650 __	30	21	0.1	0.15	50	60
VCAS080530A650 __	30	21	0.1	0.15	50	60
VCAS080530C650 __	30	21	0.3	0.5	55	65
VCAS120630D650 __	30	21	0.4	1	60	70
VCAS121030H620 __	30	21	1.2	3	60	90

FORWARD TRANSMISSION CHARACTERISTICS (S21)

0603 Case Size

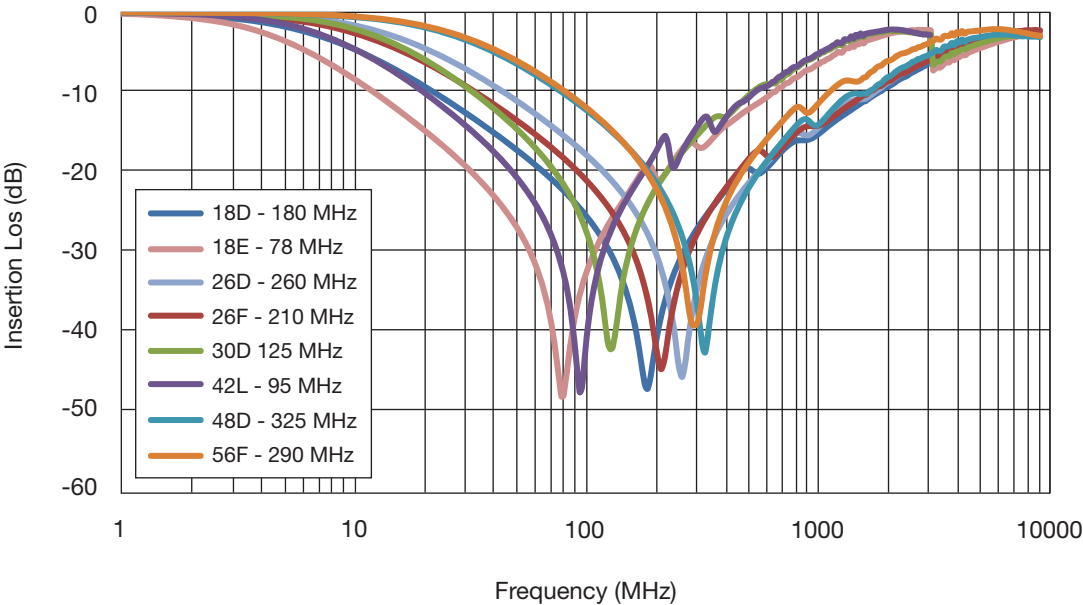


0805 Case Size

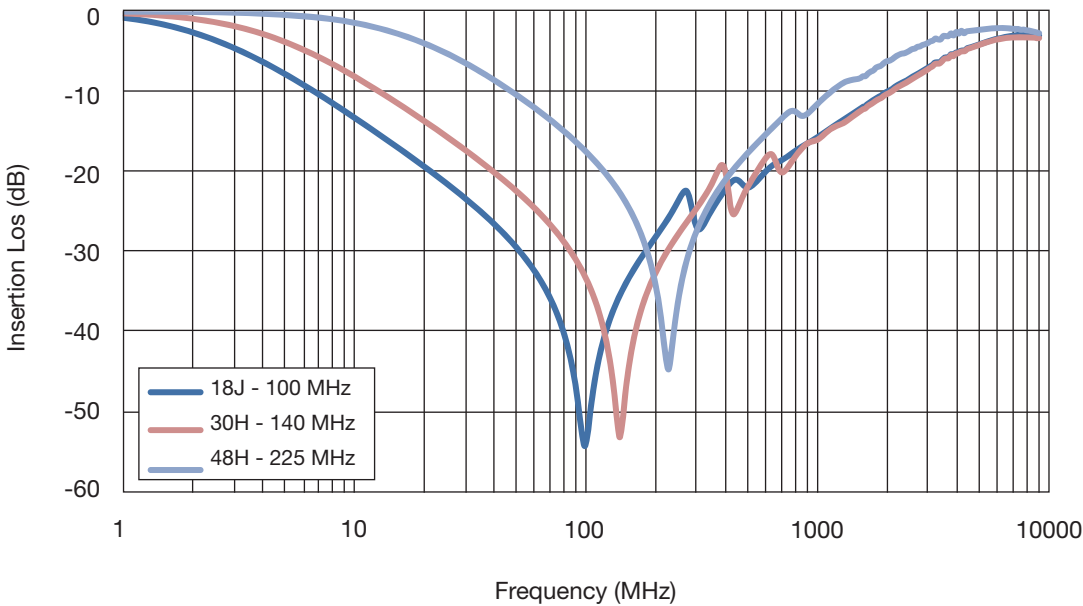


FORWARD TRANSMISSION CHARACTERISTICS (S21)

1206 Case Size

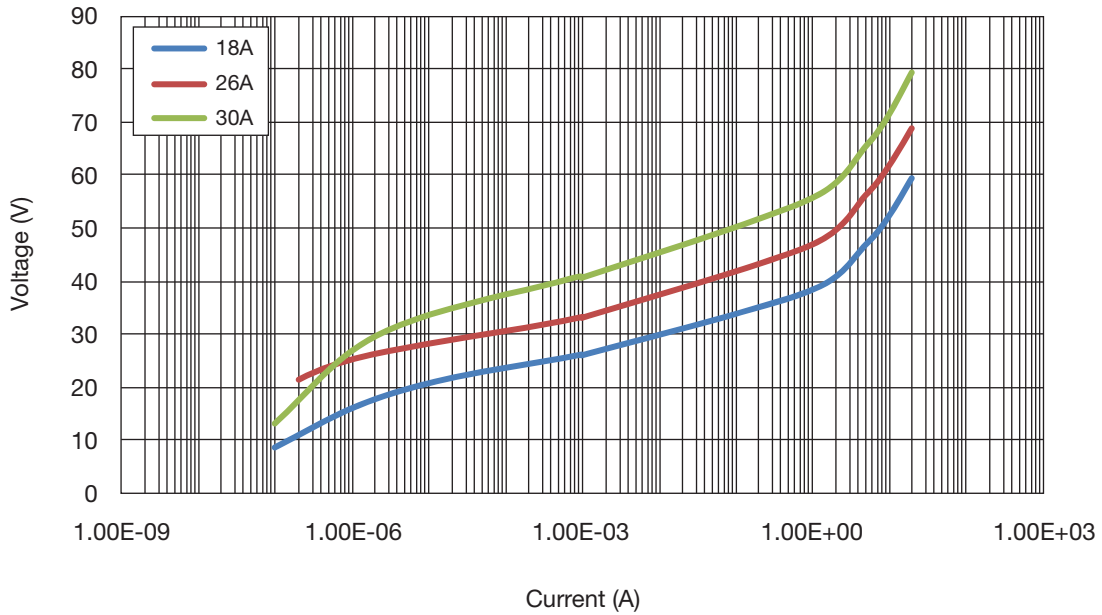


1210 Case Size

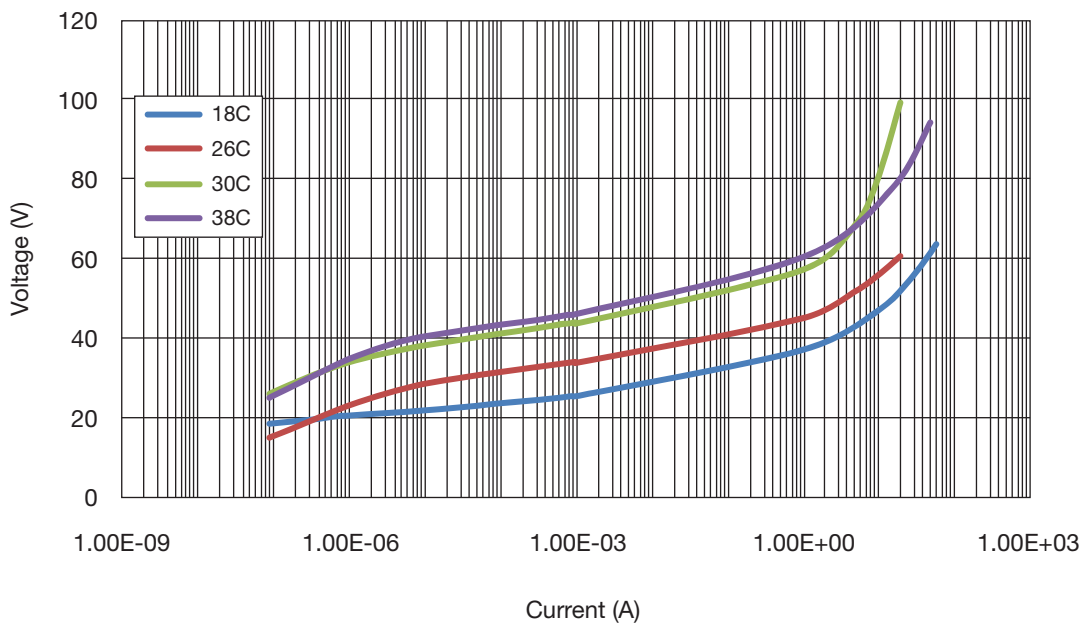


V-I CHARACTERISTICS

0603 Case Size

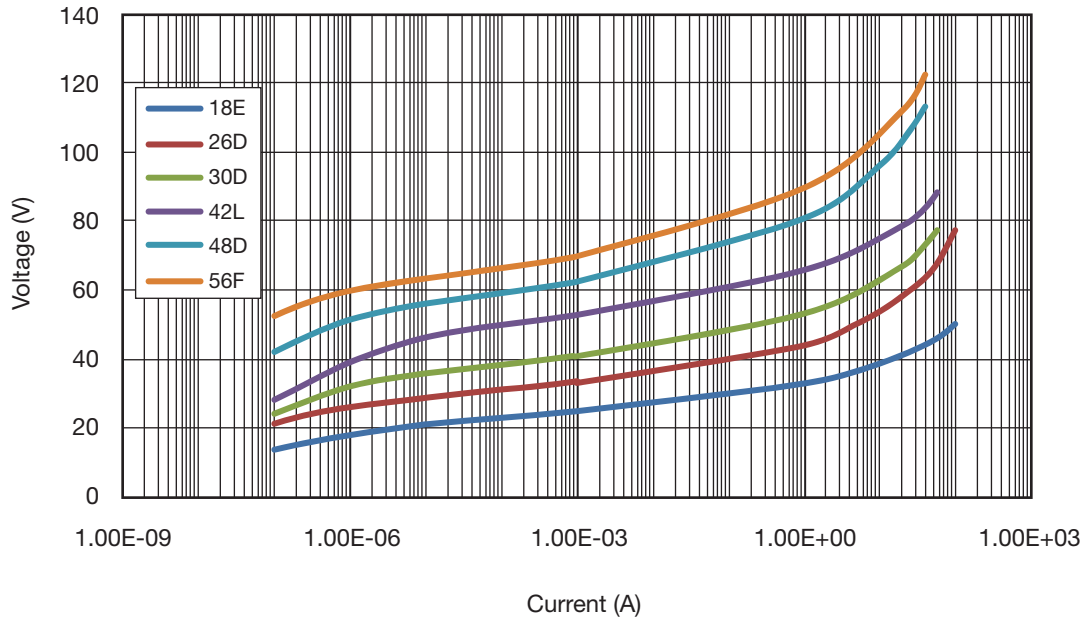


0805 Case Size

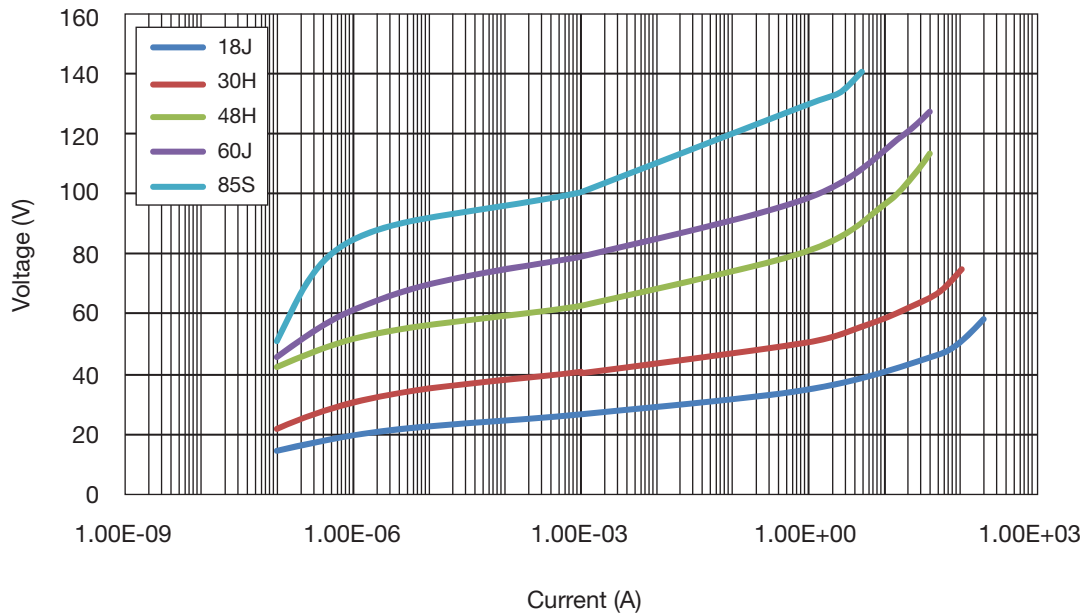


V-I CHARACTERISTICS

1206 Case Size

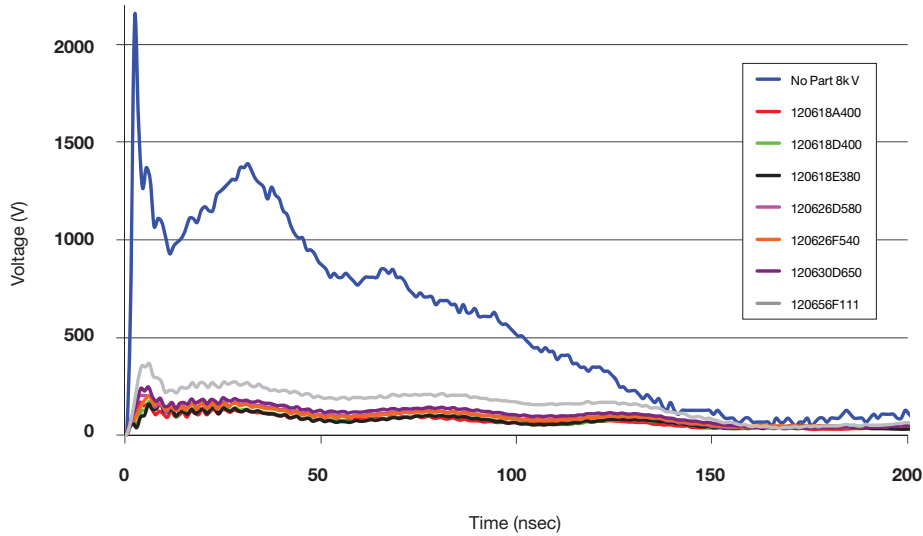


1210 Case Size



ESD V-I CHARACTERISTICS

8 kV ESD Vc
(150pF/300ohm IEC Network)



TYPICAL VOLTAGE AT 8 KV PULSE

8kV Pulse	Peak Voltage (V)	30ns Voltage (V)	100ns Voltage (V)
No Part (No Suppression)	2130	1370	517
120618A400	171	123	65
120618D400	177	133	66
120618E380	161	121	63
120626D580	203	155	88
120626F540	201	159	84
120630D650	249	177	106
120656F111	366	262	169

ESD 8 kV IEC 61000-4-2 150pF / 330Ω Resistor
VC060318A400

