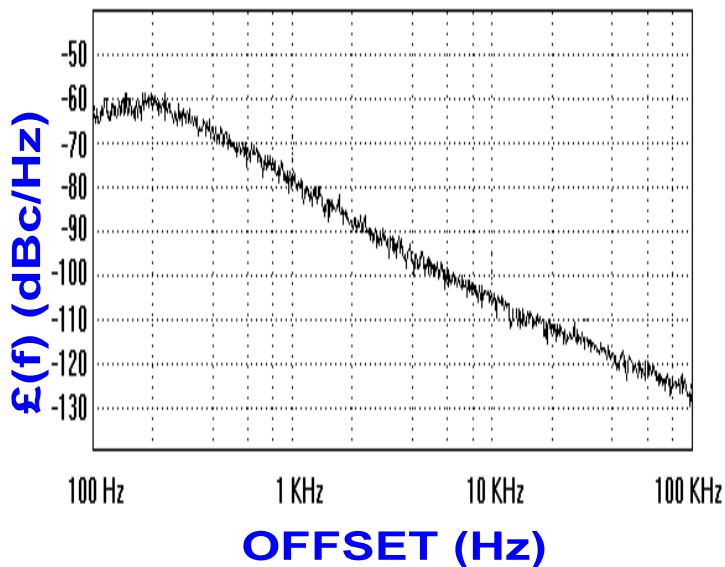


PHASE NOISE (1 Hz BW, typical)



FEATURES

- Frequency Range: 1020 - 1070 MHz
- Step Size: 30 KHz
- PLL - Style Package

APPLICATIONS

- Basestations
- Mobile Radios
- Satellite Communications

PERFORMANCE SPECIFICATIONS	VALUE	UNITS
Frequency Range	1020 - 1070	MHz
Phase Noise @ 10 kHz offset (1 Hz BW, typ.)	-105	dBc/Hz
Harmonic Suppression (2nd, typ.)	-12	dBc
Sideband Spurs (typ.)	-70	dBc
Power Output	0±3	dBm
Load Impedance	50	Ω
Step Size	30	kHz
Charge Pump Output Current	1000	μA
Switching Speed (typ., adjacent channel)	15	mSec
Startup Lock Time (typ.)	20	mSec
Operating Temperature Range	-40 to +85	°C
Package Style	PLL	
POWER SUPPLY REQUIREMENTS		
Supply Voltage (Vcc, nom.)	5	Vdc
Supply Current (Icc, typ.)	18	mA

All specifications are typical unless otherwise noted and subject to change without notice.

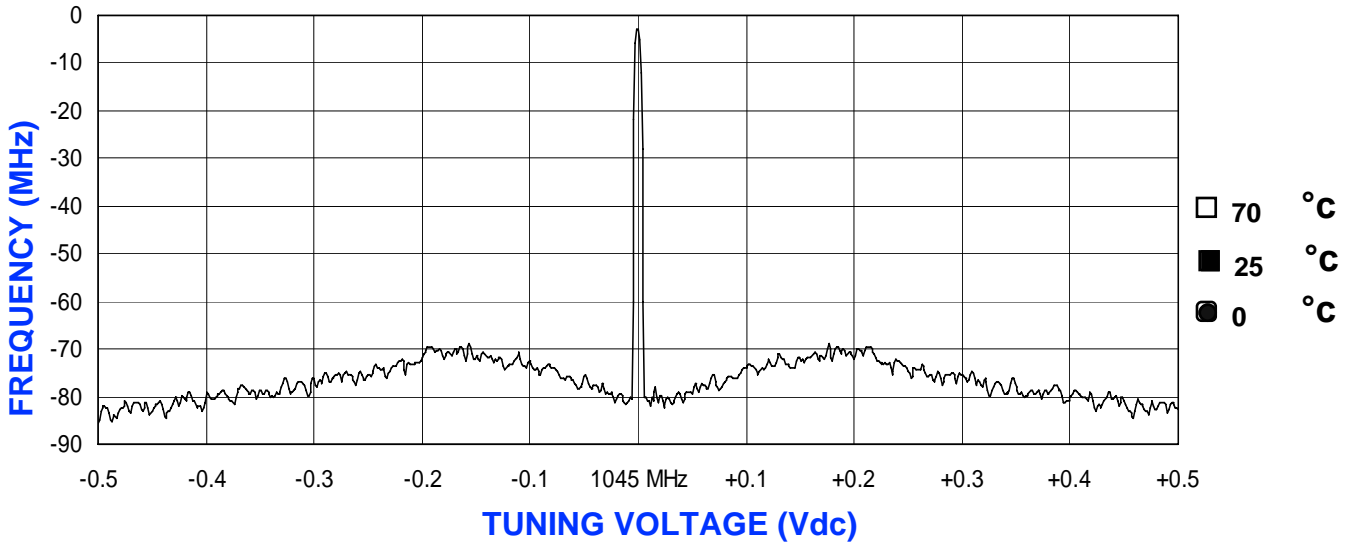
APPLICATION NOTES

- AN-107 : How to Solder Z-COMM VCOs / PLLs
- AN-202 : PLL Functional Description

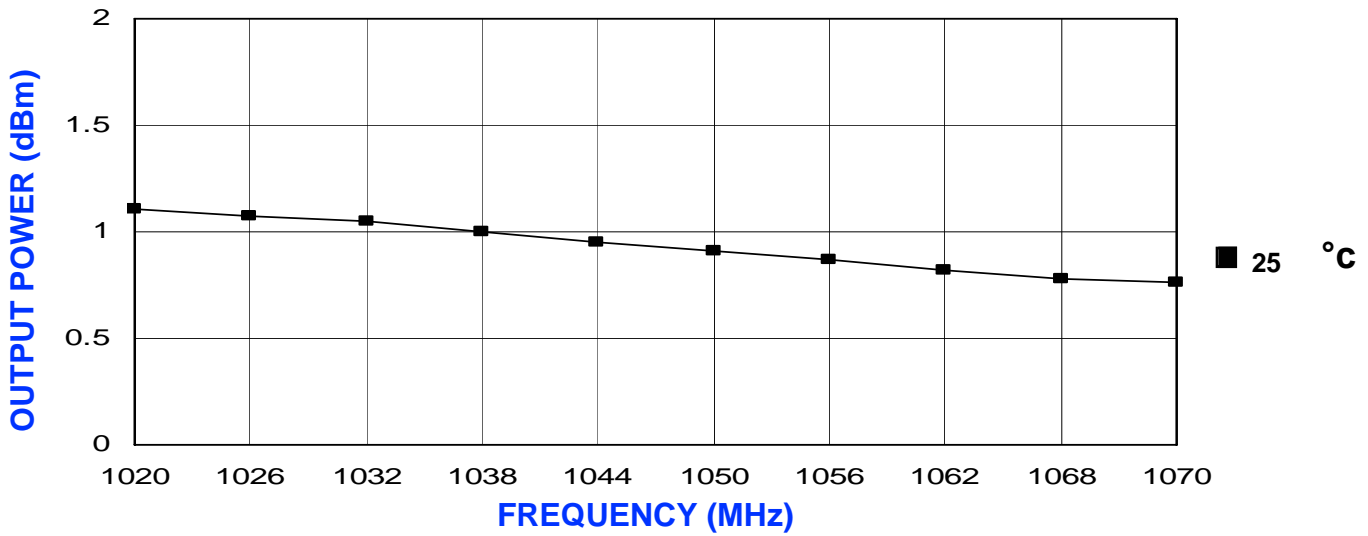
NOTES:

Reference Oscillator Signal: $5\text{ MHz} < f_{\text{osc}} < 40\text{ MHz}$
 Frequency Synthesizer: National Semiconductor - LMX2316

VCO TUNING CURVE, typ.



VCO POWER CURVE, typ.



PHYSICAL DIMENSIONS

