

Direct mount low current circular LEDs lamps ($\phi 3.2\text{mm}$)

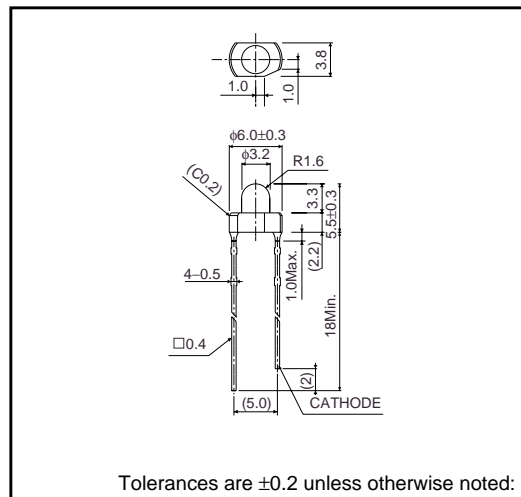
SLI-325 Series

The SLI-325 series are small 3.2mm LEDs with a lead pitch of 5mm which can be directly mounted on a printed circuit board. Three colors and two lens types are available for a total of six types, and they are suitable for use in a wide variety of applications.

●Features

- 1) Can be directly mounted on a printed circuit board.
- 2) Available on tape to allow mounting using a 5mm pitch machine without lead forming.
- 3) A low overall height of 5.5mm makes it possible to design a slim unit.
- 4) Large flange eliminates wobbling after mounting (stable before and after soldering).
- 5) High reliability.

●External dimensions (Units : mm)



●Selection guide

Emitting color Lens	Red	Orange	Yellow
	Colored duffed ¹⁾	SLI-325URT31W	SLI-325DUT31W
Colored clear ²⁾	SLI-325URCT31W	SLI-325DCT31W	SLI-325YCT31W

1) Colored diffused 2) Colored transparent
Note : This product is only available on tape.

LED lamps

●Absolute maximum ratings (Ta = 25°C)

Parameter	Symbol	Red	Orange	Yellow	Unit
		SLI-325URT31W SLI-325URCT31W	SLI-325DUT31W SLI-325DCT31W	SLI-325YTT31W SLI-325YCT31W	
Power dissipation	P _D	48			mW
Forward current	I _F	20			mA
Peak forward current	I _{FP}	60*			mA
Reverse voltage	V _R	4			V
Operating temperature	T _{opr}	-25~+85			°C
Storage temperature	T _{stg}	-30~+100			°C
Soldering temperature	-	260°C 5seconds maximum			-

* Pulse width 100µs Duty 1 / 5

●Electrical and optical characteristics (Ta = 25°C)

Parameter	Symbol	Conditions	Red			Orange			Yellow			Unit
			Min.	Typ.	Max.	Min.	Typ.	Max.	Min.	Typ.	Max.	
Forward voltage	V _F	I _F =20mA	-	1.85	2.4	-	1.9	2.4	-	1.9	2.4	V
Reverse current	I _R	V _R =4V	-	-	100	-	-	100	-	-	100	µA
Peak wavelength	λ _P	I _F =20mA	-	630	-	-	611	-	-	590	-	nm
Spectral line half width	Δλ	I _F =20mA	-	18	-	-	16	-	-	15	-	nm
Viewing angle	2θ 1/2	Diffused	-	40	-	-	40	-	-	40	-	deg
		Transparent	-	40	-	-	40	-	-	40	-	

●Luminous intensity vs. wavelength

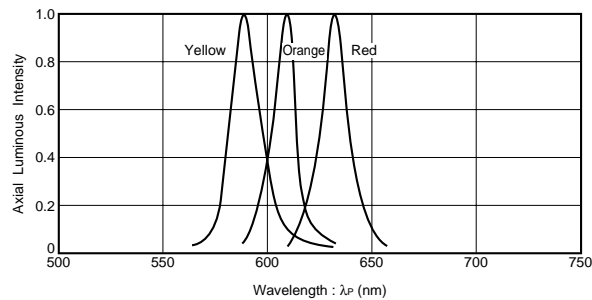


Fig.1

●Luminous intensity

Color	λ _P	Type	Min.	Typ.	Max.	Unit
Red	630	SLI-325URT31W	36	100	-	mcd
		SLI-325URCT31W	36	100	-	
Orange	611	SLI-325DUT31W	36	100	-	
		SLI-325DCT31W	36	100	-	
Yellow	590	SLI-325YTT31W	36	100	-	
		SLI-325YCT31W	36	100	-	

Note : 1. Measured at I_F=20mA
 2. The specification is subject to be without notice.
 We would like you to refer to the latest specification in use.

LED lamps

● Directional pattern

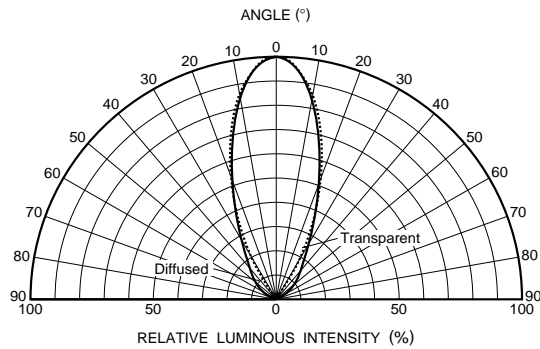


Fig.2

● Electrical characteristic curves (URC, UR, DC, DU, YC, YY)

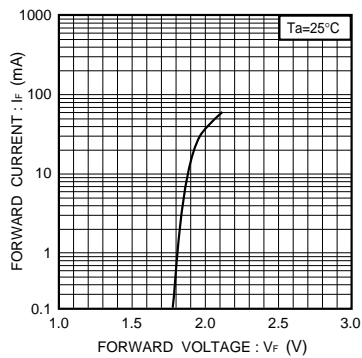


Fig.3 Forward current vs. forward voltage

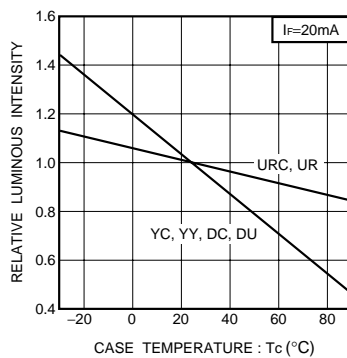


Fig.4 Luminous intensity vs. case temperature

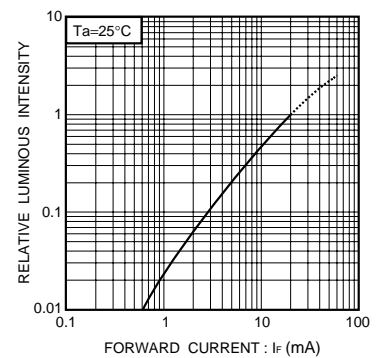


Fig.5 Luminous intensity vs. forward current

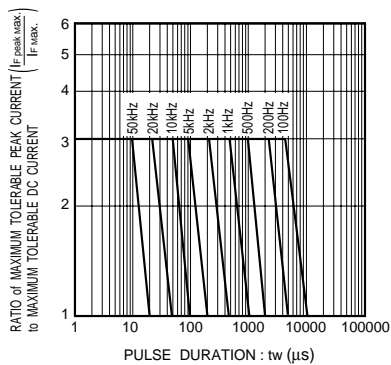


Fig.6 Ratio maximum tolerable peak vs. pulse duration

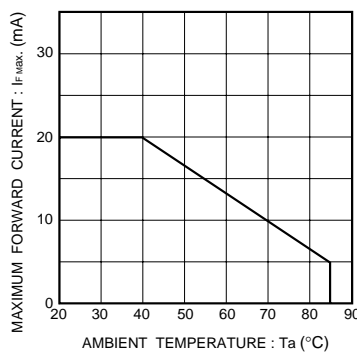


Fig.7 Maximum forward current vs. ambient temperature (Derating)