

Features

- Lead free device (RoHS Compliant*)
- Protects 8 lines
- Unidirectional & bidirectional configurations
- ESD protection

Applications

- Audio/video inputs
- RS-232, RS-422 & RS-423 data lines
- Portable electronics
- Medical sensors

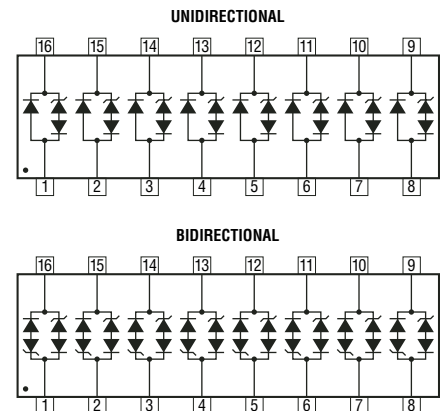
CDNBS16-T03~T36C – TVS Diode Array Series

General Information

The markets of portable communications, computing and video equipment are challenging the semiconductor industry to develop increasingly smaller electronic components.

Bourns offers Transient Voltage Suppressor Array diodes for surge and ESD protection applications, in 16 Lead Narrow Body SOIC package size format. The Transient Voltage Suppressor Array series offer a choice of voltage types ranging from 3 V to 36 V in unidirectional and bidirectional configurations. Bourns® Chip Diodes conform to JEDEC standards, are easy to handle on standard pick and place equipment and their flat configuration minimizes roll away.

The Bourns® device will meet IEC 61000-4-2 (ESD), IEC 61000-4-4 (EFT) and IEC 61000-4-5 (Surge) requirements.



Thermal Characteristics (@ T_A = 25 °C Unless Otherwise Noted)

Parameter	Symbol	Max.	Unit
Operating Temperature	T _J	-55 to +150	°C
Storage Temperature	T _{STG}	-55 to +150	°C

Electrical Characteristics (@ T_A = 25 °C Unless Otherwise Noted)

Parameter	Symbol	CDNBS16-														Unit
		Uni-	Bi-	Uni-	Bi-	Uni-	Bi-	Uni-	Bi-	Uni-	Bi-	Uni-	Bi-	Uni-	Bi-	
		T03	T03C	T05	T05C	T08	T08C	T12	T12C	T15	T15C	T24	T24C	T36	T36C	
Break Down Voltage @ 1 mA	V _{BR}	4.5		6.0		8.5		13.3		16.7		26.7		40.0		V
Working Peak Voltage	V _{WM}	3.0		5.0		8.0		12.0		15.0		24.0		36.0		V
Maximum Clamping Voltage V _C @ I _P = 1 A ¹	V _F	7.0		9.8		13.4		19.0		25.5		40.0		53.0		V
Maximum Clamping Voltage @ 8/20 μs V _C @ I _{PP} ¹	V _F	23 V @ 43 A		24 V @ 42 A		26 V @ 30 A		33 V @ 21 A		39 V @ 15 A		57 V @ 10 A		72 V @ 7 A		V
Maximum Leakage Current @ V _{WM}	I _D	125		20		10		2		2		2		2		μA
Maximum Capacitance @ 0 V, 1 MHz	C _{j(SD)}	15														pF
Temperature Coefficient of V _{BR}		-3		3		9		16		17		26		36		mV/°C
Peak Pulse Power (t _p = 8/20 μs) ²	P _{PP}	500														W
Forward Voltage @ 100 mA, 300 μs – Square Wave ³	V _F	1.5														V

Notes:

1. See Pulse Wave Form.
2. See Peak Pulse Power vs. Pulse Time.
3. Only applies to unidirectional devices.
4. Part numbers with a "C" suffix are bidirectional devices, i.e., CDNBS16-T03C.

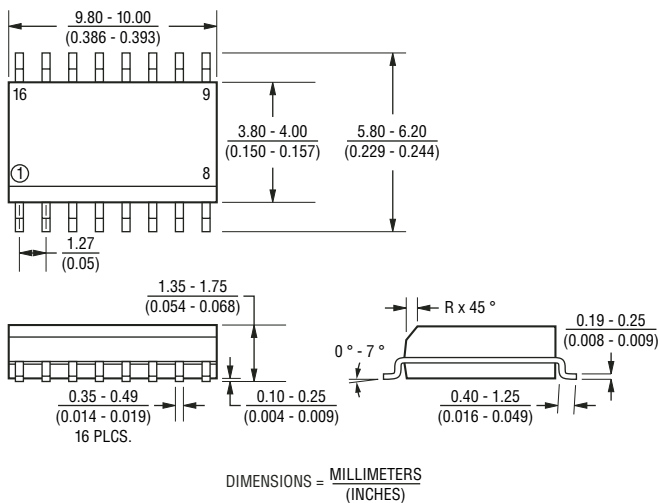
CDNBS16-T03~T36C – TVS Diode Array Series



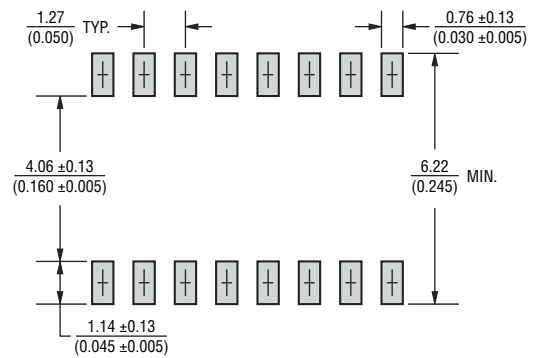
Mechanical Characteristics

This is a molded JEDEC Narrow Body SO-16 package with lead free 100 % Sn plating on the lead frame. It weighs approximately 30 mg and has a flammability rating of UL 94V-0.

Product Dimensions



Recommended Footprint



How To Order

Common Code	_____	CD	NBS16	- T	03	C
Chip Diode	_____					
Package	_____					
NBS16 = 16L NSOIC Package						
Model	_____					
T = Transient Voltage Suppressor						
Working Peak Reverse Voltage	_____					
03 = 3 V _{RWM} (Volts)						
Suffix	_____					
C = Bidirectional Diode						

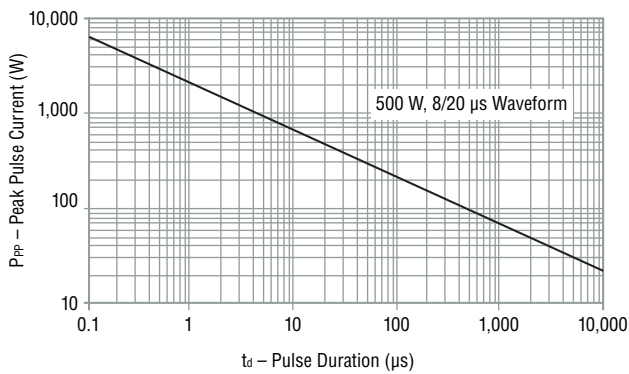
Typical Part Marking

CDNBS16-T03.....	SM16LC03
CDNBS16-T05.....	SM16LC05
CDNBS16-T08.....	SM16LC08
CDNBS16-T12.....	SM16LC12
CDNBS16-T15.....	SM16LC15
CDNBS16-T24.....	SM16LC24
CDNBS16-T36.....	SM16LC36
CDNBS16-T03C.....	SM16LC03C
CDNBS16-T05C.....	SM16LC05C
CDNBS16-T08C.....	SM16LC08C
CDNBS16-T12C.....	SM16LC12C
CDNBS16-T15C.....	SM16LC15C
CDNBS16-T24C.....	SM16LC24C
CDNBS16-T36C.....	SM16LC36C

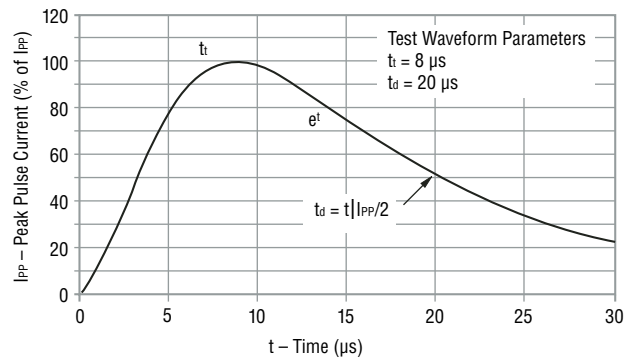
Specifications are subject to change without notice.
 Customers should verify actual device performance in their specific applications.

Performance Graphs

Peak Pulse Power vs Pulse Time

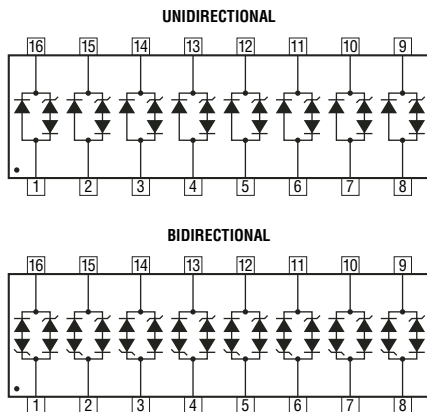


Pulse Wave Form

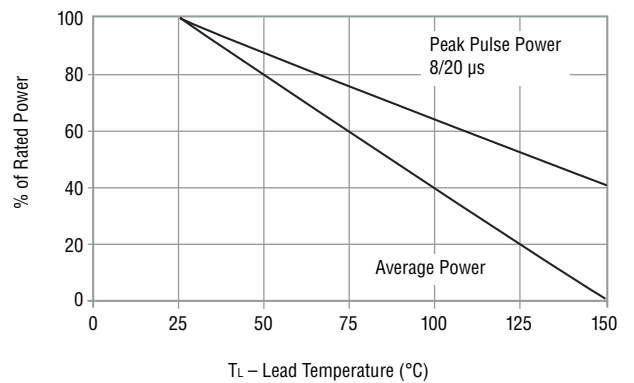


Block Diagram

The device block diagrams below include the pin names and basic electrical connections associated with each channel.



Power Derating Curve



Device Pinout

Pin	Function	Pin	Function
1	GND	9	I/O 1
2	GND	10	I/O 2
3	GND	11	I/O 3
4	GND	12	I/O 4
5	GND	13	I/O 5
6	GND	14	I/O 6
7	GND	15	I/O 7
8	GND	16	I/O 8

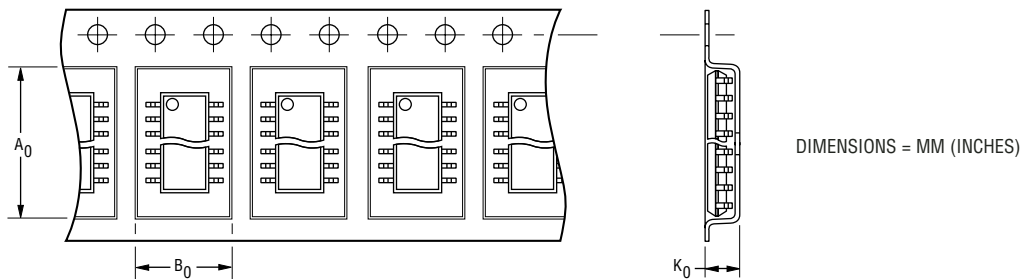
Specifications are subject to change without notice. Customers should verify actual device performance in their specific applications.

CDNBS16-T03~T36C – TVS Diode Array Series

BOURNS®

Dispensing

For large quantities, the product will be dispensed in Tape and Reel (see diagram below).



Package	A ₀	B ₀	K ₀	Width	Pitch	No. of Pieces per 13" reel	No. of Pieces per tube
NBSQIC 16 Pin	6.5 (0.256)	9.0 (0.354)	2.1 (0.083)	16 (0.630)	8 (0.315)	3,500	49



Reliable Electronic Solutions

Asia-Pacific:

Tel: +886-2 2562-4117 • Fax: +886-2 2562-4116

Europe:

Tel: +41-41 768 5555 • Fax: +41-41 768 5510

The Americas:

Tel: +1-951 781-5500 • Fax: +1-951 781-5700

www.bourns.com