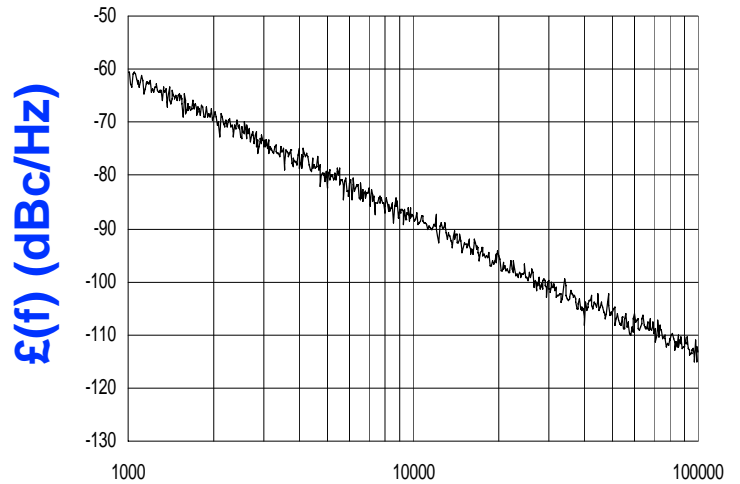


**PHASE NOISE (1 Hz BW, typical)**



**FEATURES**

- Frequency Range: 3970 - 4150 MHz
- Tuning Voltage: 0.5-4.5 Vdc
- MINI-14S-L - Style Package

**APPLICATIONS**

- Direct Broadcast
- Satellite Up/Down Conversion
- Microwave Links

**OFFSET (Hz)**

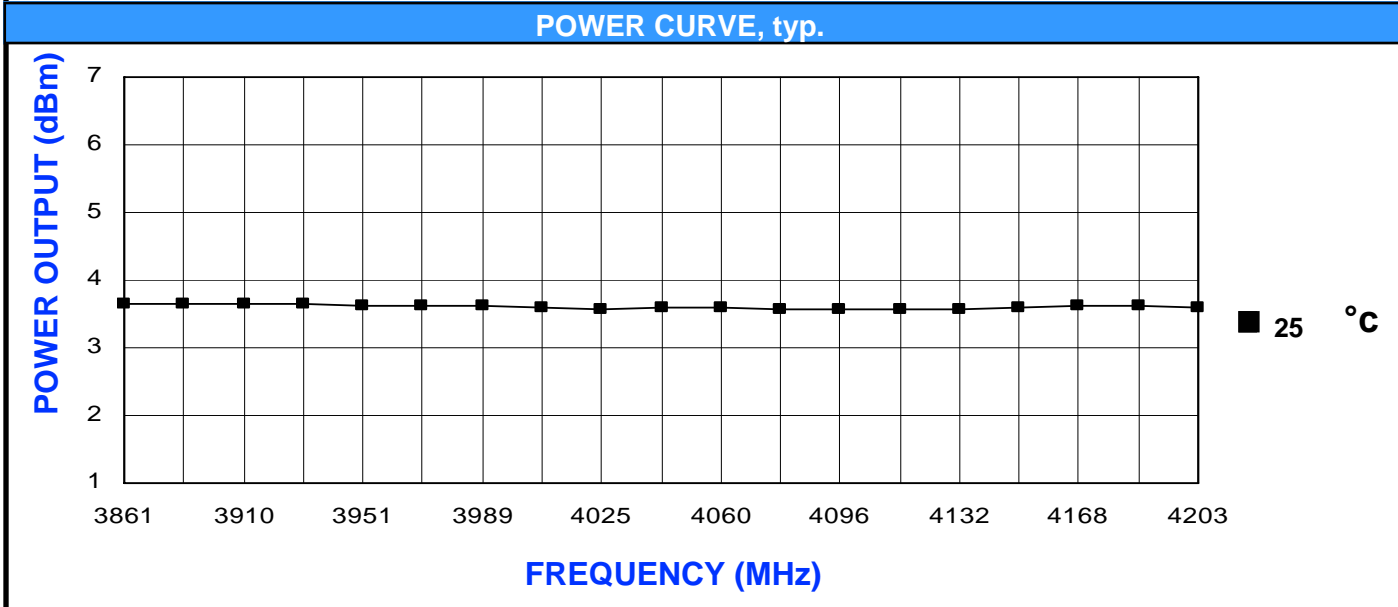
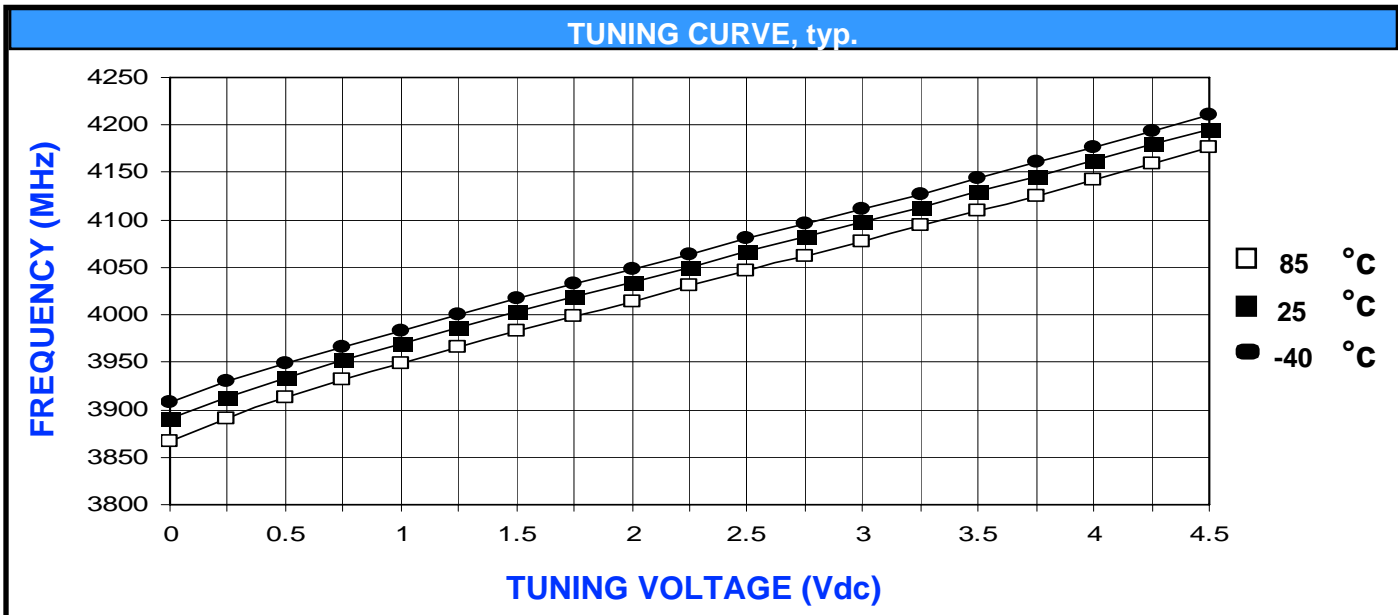
| PERFORMANCE SPECIFICATIONS                  | VALUE       | UNITS  |
|---|-------------|--------|
| Oscillation Frequency Range                 | 3970 - 4150 | MHz    |
| Phase Noise @ 10 kHz offset (1 Hz BW, typ.) | -86         | dBc/Hz |
| Harmonic Suppression (2nd, typ.)            | -20         | dBc    |
| Tuning Voltage                              | 0.5-4.5     | Vdc    |
| Tuning Sensitivity (avg.)                   | 65          | MHz/V  |
| Power Output                                | 3±2         | dBm    |
| Load Impedance                              | 50          | Ω      |
| Input Capacitance (max.)                    | 50          | pF     |
| Pushing                                     | <5          | MHz/V  |
| Pulling ( 14dB Return Loss, Any Phase)      | <8          | MHz    |
| Operating Temperature Range                 | -40 to 85   | °C     |
| Package Style                               | MINI-14S-L  |        |
| POWER SUPPLY REQUIREMENTS                   |             |        |
| Supply Voltage (Vcc, nom.)                  | 5           | Vdc    |
| Supply Current (Icc, typ.)                  | 15          | mA     |

All specifications are typical unless otherwise noted and subject to change without notice.

**APPLICATION NOTES**

- AN-100/1 : Mounting and Grounding of VCOs
- AN-102 : Proper Output Loading of VCOs
- AN-107 : How to Solder Z-COMM VCOs

**NOTES:**



**PHYSICAL DIMENSIONS**

