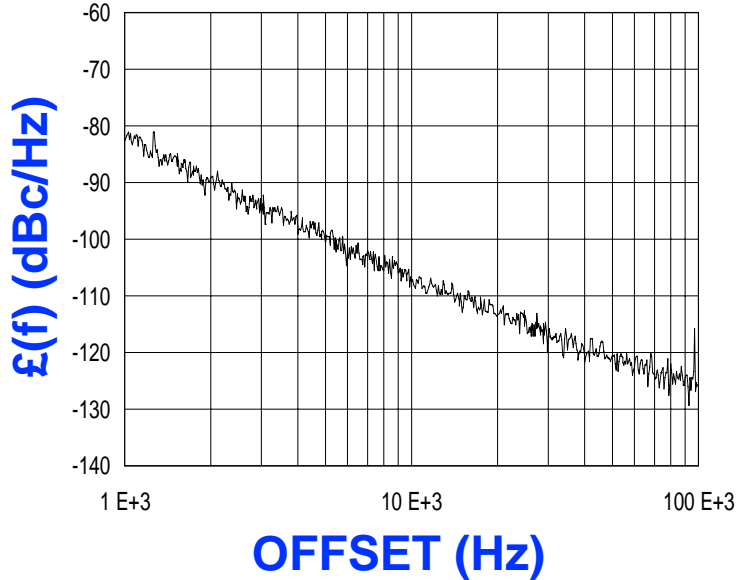




**PHASE NOISE (1 Hz BW, typical)**



FEATURES
• Frequency Range: 275 - 305 MHz
• Tuning Voltage: 0.5-4.5 Vdc
• MINI-14S-L - Style Package
APPLICATIONS
• Satellite Modems
• Modem Radios
•

PERFORMANCE SPECIFICATIONS	VALUE	UNITS
Oscillation Frequency Range	275 - 305	MHz
Phase Noise @ 10 kHz offset (1 Hz BW, typ.)	-105	dBc/Hz
Harmonic Suppression (2nd, typ.)	-15	dBc
Tuning Voltage	0.5-4.5	Vdc
Tuning Sensitivity (avg.)	20	MHz/V
Power Output	4.75±3.75	dBm
Load Impedance	50	Ω
Input Capacitance (max.)	200	pF
Pushing	<4	MHz/V
Pulling ( 14dB Return Loss, Any Phase)	<1	MHz
Operating Temperature Range	-40 to 85	°C
Package Style	MINI-14S-L	

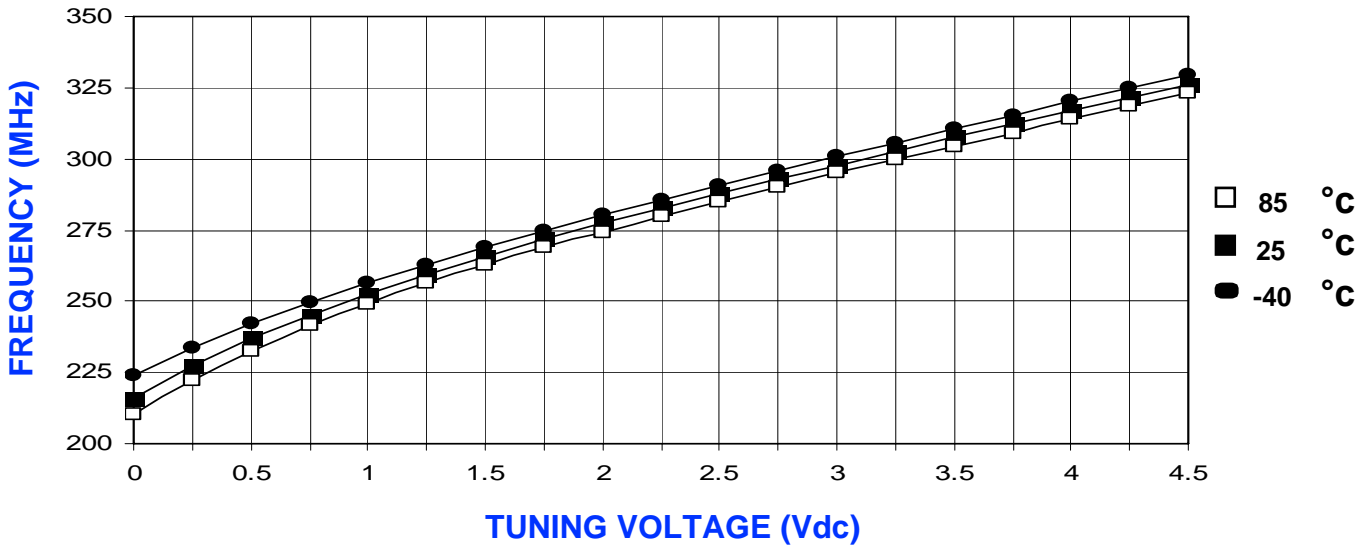
POWER SUPPLY REQUIREMENTS	VALUE	UNITS
Supply Voltage (Vcc, nom.)	4.5	Vdc
Supply Current (Icc, typ.)	20	mA

All specifications are typical unless otherwise noted and subject to change without notice.

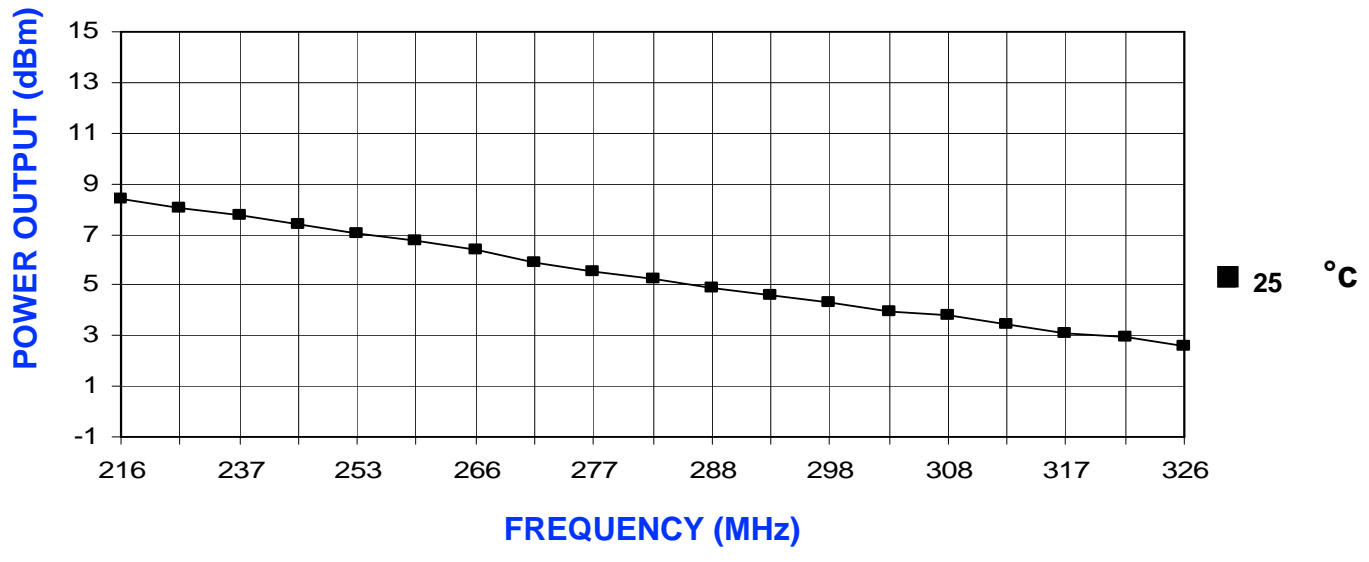
APPLICATION NOTES
• AN-100/1 : Mounting and Grounding of VCOs
• AN-102 : Proper Output Loading of VCOs
• AN-107 : How to Solder Z-COMM VCOs

**NOTES:**

TUNING CURVE, typ.



POWER CURVE, typ.



PHYSICAL DIMENSIONS

