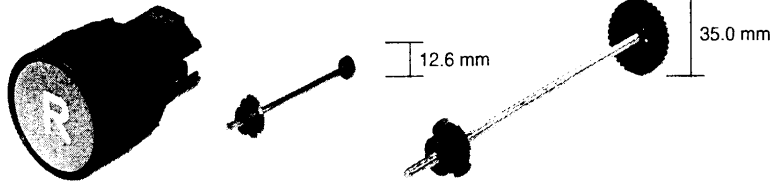



Reset Operators (Plastic Operator)


- Further reset operators, see page 11-50.
- Reset operator with reset rod.



Single Package			Flush, with Legend Text			
Adjustable Rod Lengths	Colour	Text	Black Plastic Front Ring		Shiny Metal Front Ring	
			Cat. No.	Opt.	Cat. No.	Opt.
34 – 52 mm	blue	RESET	800EP-R607WTR ▲ 01	◆	800ES-R607WTR ▲	01 ◆
50 – 67 mm	blue	RESET	800EP-R607WTR ▲ 02	◆	800ES-R607WTR ▲	02 ◆
65 – 83 mm	blue	RESET	800EP-R607WTR ▲ 03	◆	800ES-R607WTR ▲	03 ◆
80 – 98 mm	blue	RESET	800EP-R607WTR ▲ 04	◆	800ES-R607WTR ▲	04 ◆
95 – 113 mm	blue	RESET	800EP-R607WTR ▲ 05	◆	800ES-R607WTR ▲	05 ◆
110 – 128 mm	blue	RESET	800EP-R607WTR ▲ 06	◆	800ES-R607WTR ▲	06 ◆
126 – 144 mm	blue	RESET	800EP-R607WTR ▲ 07	◆	800ES-R607WTR ▲	07 ◆
141 – 159 mm	blue	RESET	800EP-R607WTR ▲ 08	◆	800ES-R607WTR ▲	08 ◆
34 – 52 mm	blue	R	800EP-R611WTR ▲ 01	◆	800ES-R611WTR ▲	01 ◆
50 – 67 mm	blue	R	800EP-R611WTR ▲ 02	◆	800ES-R611WTR ▲	02 ◆
65 – 83 mm	blue	R	800EP-R611WTR ▲ 03	◆	800ES-R611WTR ▲	03 ◆
80 – 98 mm	blue	R	800EP-R611WTR ▲ 04	◆	800ES-R611WTR ▲	04 ◆
95 – 113 mm	blue	R	800EP-R611WTR ▲ 05	◆	800ES-R611WTR ▲	05 ◆
110 – 128 mm	blue	R	800EP-R611WTR ▲ 06	◆	800ES-R611WTR ▲	06 ◆
126 – 144 mm	blue	R	800EP-R611WTR ▲ 07	◆	800ES-R611WTR ▲	07 ◆
141 – 159 mm	blue	R	800EP-R611WTR ▲ 08	◆	800ES-R611WTR ▲	08 ◆

Potentiometer Drive Operators (Plastic Operator)



- For assembly by the user
- Will be supplied in single packages (without a resistive element)
- Graduation 0 – 10, 300° or  (double-sided printed)
- For potentiometers:
 - 6 – 6.4 mm shaft diameter
 - 22.5 – 50 mm shaft length


Single Package	Standard
	Cat. No. 800EP-POT





Options	Cat. No. Extension	Description	Ordering Example
◆ Metal operator - with black anodised front ring - with shiny metal front ring	800EB... 800EM...	Bulletin 800E push buttons are also available in metal. Please replace the Cat. No. as follows: Black anodised front ring, 800EB... instead of 800EP... Shiny metal front ring, 800EM... instead of 800ES...	800EB-R607WTR01 800EM-R607WTR01
▲ Reset plate - ø 12.6 mm - ø 35.0 mm	No entry L	Small reset plate Large reset plate	800EB-R607WTR01 800EM-R607WTRL01


Bulletin 800E
Control and Indicating Units
Product Selection: Complete Units — Square

Non-Illuminated Push Buttons (Plastic Operator)

- Colour of legend: white or black.
- To order additional contact blocks, see page 11-78.
- Legend colour cap supplied loose for customer installation.




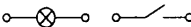

Single Package			Momentary Flush
Contact Block	Colour	Text	Black Plastic Front Ring
			Cat. No.
	green green green	I START	800EQ-F33LX10 800EQ-F306W3LX10 800EQ-F301W3LX10
	white white	I	800EQ-F106B3LX10 800EQ-F101B3LX10
	red red red	O STOP	800EQ-F43LX01 800EQ-F405W3LX01 800EQ-F402W3LX01
	black black	O STOP	800EQ-F205W3LX01 800EQ-F202W3LX01

Single Package			Momentary Extended
Contact Block	Colour	Text	Black Plastic Front Ring
			Cat. No.
	red red red	O STOP	800EQ-E43LX01 800EQ-E405W3LX01 800EQ-E402W3LX01

Illuminated Push Buttons (Plastic operator)


- To order additional contact blocks, see page 11-78.
- Please order incandescent lamp or LEDs separately, see page 11-97.








Single Package		Momentary
Contact Block and Lamp Element	Colour	Black Plastic Front Ring
		Cat. No.
	green	800EQ-LF33DL0X10
	red	800EQ-LF43DL0X01

eco-Pilot Lights


- Please order incandescent lamp or LEDs separately, see page 11-97.



Direct Wire	Colour	Standard	
		Single Package	Package of 10 Pieces
		Cat. No.	Cat. No.
	green	800EQ-PM3D0	800EQ-PM3D0-BP
	red	800EQ-PM4D0	800EQ-PM4D0-BP
	yellow	800EQ-PM5D0	800EQ-PM5D0-BP
	blue	800EQ-PM6D0	800EQ-PM6D0-BP
	transparent	800EQ-PM7D0	800EQ-PM7D0-BP

Pilot Lights


Please order incandescent lamps or LEDs separately see page 11-97.



Single Package		Standard	
Lamp Element	Colour	Cat. No.	
	green	800EQ-P33DL0	
220V	green	800EQ-P33RL22	
240V	green	800EQ-P33RL7	
	red	800EQ-P43DL0	
220V	red	800EQ-P43RL22	
240V	red	800EQ-P43RL7	
	yellow	800EQ-P53DL0	
220V	yellow	800EQ-P53RL22	
240V	yellow	800EQ-P53RL7	
	blue	800EQ-P63DL0	
220V	blue	800EQ-P63RL22	
240V	blue	800EQ-P63RL7	
	transparent	800EQ-P73DL0	
220V	transparent	800EQ-P73RL22	
240V	transparent	800EQ-P73RL7	

Non-Illuminated Selector Switch Operators (Plastic operator)

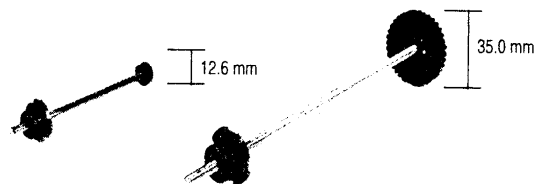
To order additional contact blocks, see page 11-78.



Single Package			Clicking	
Contact Block	Switch Angles	Colour	Black Plastic Front Ring	Cat. No.
	90°	black		800EQ-SN223LX10
	60°	black		800EQ-SM223LX10
	2 x 60°	black		800EQ-SM323LX20

Reset Operators (Plastic operator)

For other reset operators, see page 11-76.
 Reset operator with reset rod.



Single Package			Flush, with Legend Text	
Adjustable Rod Lengths	Colour	Text	Black Plastic Front Ring	Cat. No.
~159 mm	blue	RESET		800EQ-R607WTR▲ 08
~159 mm	blue	R		800EQ-R611WTR▲ 08


Reset plate	Cat. No. Extension	Description	Ordering Example
12.6 mm	No Entry	Small reset plate	800EQ-R607WTR08
35.0 mm	L	Large reset plate	800EQ-R611WTRL08

Control and Indicating Units

Product Selection: Front Elements — Round

Non-Illuminated Momentary Push Buttons (Plastic Operator)

Pre-Assembled Front Elements



Single Package	Flush				Extended		
	Black Plastic Front Ring		Shiny Metal Front Ring		Black Plastic Front Ring		Shiny Metal Front Ring
	Cat. No.	Opt.	Cat. No.	Opt.	Cat. No.	Opt.	Cat. No.
white	800EP-F1	★ ◆	800ES-F1	★ ◆	800EP-E1	★ ◆	800ES-E1
black	800EP-F2	★ ◆	800ES-F2	★ ◆	800EP-E2	★ ◆	800ES-E2
green	800EP-F3	★ ◆	800ES-F3	★ ◆	800EP-E3	★ ◆	800ES-E3
red	800EP-F4	★ ◆	800ES-F4	★ ◆	800EP-E4	★ ◆	800ES-E4
yellow	800EP-F5	★ ◆	800ES-F5	★ ◆	800EP-E5	★ ◆	800ES-E5
blue	800EP-F6	★ ◆	800ES-F6	★ ◆	800EP-E6	★ ◆	800ES-E6
no cap	800EP-F9	★ ◆	800ES-F9	★ ◆	①		①

① Use flush operator

Pre-Assembled Front Elements



Single Package	Guarded			
	Black Plastic Front Ring		Shiny Metal Front Ring	
	Cat. No.	Opt.	Cat. No.	Opt.
white	800EP-G1	★ ◆	800ES-G1	★ ◆
black	800EP-G2	★ ◆	800ES-G2	★ ◆
green	800EP-G3	★ ◆	800ES-G3	★ ◆
red	800EP-G4	★ ◆	800ES-G4	★ ◆
yellow	800EP-G5	★ ◆	800ES-G5	★ ◆
blue	800EP-G6	★ ◆	800ES-G6	★ ◆
no cap	800EP-G9	★ ◆	800ES-G9	★ ◆


Options	Cat. No. Extension	Description	Ordering Exam
★ Packaging Unit	No entry -BP	Individual package Package of 10 pieces	800EP-F1 800EP-F1-BP
◆ Metal operator		Bulletin 800E push buttons are also available in metal. Please replace the Cat. No. as follows:	
- with black anodised front ring	800EB...	Black anodised front ring, 800EB... instead of 800EP...	800EB-F3
- with shiny metal front ring	800EM...	Shiny metal front ring, 800EM... instead of 800ES...	800EM-F3

Control and Indicating Units

Product Selection: Front Elements — Round

Illuminated Momentary Push Buttons with Legend Text (Plastic Operator)

Assembled Front Elements



Package		Flush with Legend Text				Extended with Legend Text			
Colour	Text	Black Plastic Front Ring		Shiny Metal Front Ring		Black Plastic Front Ring		Shiny Metal Front Ring	
		Cat. No.	Opt.	Cat. No.	Opt.	Cat. No.	Opt.	Cat. No.	Opt.
		800EP-F306W 800EP-F106B	★ ◆	800ES-F306W 800ES-F106B	★ ◆	— —		— —	
O	O	800EP-F405W 800EP-F205W	★ ◆	800ES-F405W 800ES-F205W	★ ◆	800EP-E405W —		800ES-E405W —	◆
START	START	800EP-F301W 800EP-F101B	★ ◆	800ES-F301W 800ES-F101B	★ ◆	— —		— —	
STOP	STOP	800EP-F402W 800EP-F202W	★ ◆	800ES-F402W 800ES-F202W	★ ◆	800EP-E402W —		800ES-402W —	◆
ON	ON	800EP-F303W 800EP-F103B	◆	800ES-F303W 800ES-F103B	◆	— —		— —	
OFF	OFF	800EP-F404W 800EP-F204W	◆	800ES-F404W 800ES-F204W	◆	800EP-E404W —		800ES-404W —	◆
→	→	800EP-F108B 800EP-F208W	◆	800ES-F108B 800ES-F208W	◆	— —		— —	
FORWARD	FORWARD	800EP-F109B 800EP-F209W		800ES-F109B 800ES-F209W		800EP-E109B 800EP-E209W		800ES-E109B 800ES-E209W	
REVERSE	REVERSE	800EP-F110B 800EP-F210W		800ES-F110B 800ES-F210W		800EP-E110B 800EP-E210W		800ES-E110B 800ES-E210W	
	⓪	800EP-F219W		800ES-F219W		—		—	
	⊕	800EP-F220W		800ES-F220W		—		—	
	Ⓢ	800EP-F221W		800ES-F221W		—		—	

Optional legend colour caps with text or symbols, see pages 11-100 – 11-105.

Text and symbols in black writing

Text and symbols in white writing

Legend colour caps supplied loose for customer installation, rotation on 90°

Assembled Back-of-Panel Components Latch Included (for Plastic and Metal Operators)

Contact Block	Cat. No.
	800E-3LX10
	800E-3LX01
	800E-3LX11
	800E-3LX20


Note: To order additional contact blocks, see pages 11-78 – 11-81.

Control and Indicating Units

Product Selection: Front Elements — Round

Non-Illuminated Maintained Push Buttons (Plastic Operator)

Pre-Assembled Front Elements



Single Package	Flush				Extended			
	Black Plastic Front Ring		Shiny Metal Front Ring		Black Plastic Front Ring		Shiny Metal Front Ring	
	Cat. No.	Opt.	Cat. No.	Opt.	Cat. No.	Opt.	Cat. No.	Opt.
white	800EP-FA1	★ ◆	800ES-FA1	★ ◆	800EP-EA1		800ES-EA1	
black	800EP-FA2	★ ◆	800ES-FA2	★ ◆	800EP-EA2		800ES-EA2	
green	800EP-FA3	★ ◆	800ES-FA3	★ ◆	800EP-EA3		800ES-EA3	
red	800EP-FA4	★ ◆	800ES-FA4	★ ◆	800EP-EA4		800ES-EA4	
yellow	800EP-FA5	★ ◆	800ES-FA5	★ ◆	800EP-EA5		800ES-EA5	
blue	800EP-FA6	★ ◆	800ES-FA6	★ ◆	800EP-EA6		800ES-EA6	
no cap	800EP-FA9	★ ◆	800ES-FA9	★ ◆	①		①	

① Use flush operator

Options	Cat. No. Extension	Description	Ordering Example
★ Packaging unit	No entry -BP	Individual package Package of 10 pieces	800EP-FA1 800EP-FA1-BP
◆ Metal operator		Bulletin 800E push buttons are also available in metal. Please replace the Cat. No. as follows:	
- with black anodised front ring	800EB...	Black anodised front ring, 800EB... instead of 800EP...	800EB-FA1
- with shiny metal front ring	800EM...	Shiny metal front ring, 800EM... instead of 800ES...	800EM-FA1



Pre-Assembled Back-of-Panel Components Latch Included (for Plastic and Metal Operators)


11



Contact Block	Cat. No.
	800E-3LX10
	800E-3LX01
	800E-3LX11
	800E-3LX20


Note: To order additional contact blocks, see pages 11-78 – 11-81.

Illuminated Momentary Push Buttons (Plastic Operator)
 Pre-Assembled Front Elements




Single Package	Flush				Extended			
	Black Plastic Front Ring		Shiny Metal Front Ring		Black Plastic Front Ring		Shiny Metal Front Ring	
	Cat. No.	Opt.	Cat. No.	Opt.	Cat. No.	Opt.	Cat. No.	Opt.
green	800EP-LF3	★ ◆	800ES-LF3	★ ◆	800EP-LE3	★ ◆	800ES-LE3	★ ◆
red	800EP-LF4	★ ◆	800ES-LF4	★ ◆	800EP-LE4	★ ◆	800ES-LE4	★ ◆
yellow	800EP-LF5	★ ◆	800ES-LF5	★ ◆	800EP-LE5	★ ◆	800ES-LE5	★ ◆
blue	800EP-LF6	★ ◆	800ES-LF6	★ ◆	800EP-LE6	★ ◆	800ES-LE6	★ ◆
transparent	800EP-LF7	★ ◆	800ES-LF7	★ ◆	800EP-LE7	★ ◆	800ES-LE7	★ ◆
no lens	800EP-LF9	★ ◆	800ES-LF9	★ ◆	800EP-LE9	★ ◆	800ES-LE9	★ ◆

Pre-Assembled Front Elements



Single Package	Guarded	
	Shiny Metal Front Ring	
	Cat. No.	Opt.
green	800ES-LG3	★ ◆
red	800ES-LG4	★ ◆
yellow	800ES-LG5	★ ◆
blue	800ES-LG6	★ ◆
transparent	800ES-LG7	★ ◆
no lens	800ES-LG9	★ ◆

Pre-Assembled Back-of-Panel Components Latch Included (for Plastic and Metal Operators)



Contact Block and Lamp Element	Cat. No.
	800E-3DL0X10
	800E-3DL0X01
	800E-3DL0X11
	800E-3DL0X20


Note: Please order incandescent lamp or LEDs separately, see page 11-97
 To order additional contact blocks, see pages 11-78 – 11-81.

Control and Indicating Units

Product Selection: Front Elements — Round

Illuminated Momentary Push Buttons with Legend Text (Plastic Operator)

Pre-Assembled Front Elements



Single Package		Flush with Legend Text			
Colour	Text	Black Plastic Front Ring		Shiny Metal Front Ring	
		Cat. No.	Opt.	Cat. No.	Opt.
green		800EP-LF306B	◆	800ES-LF306B	◆
red	O	800EP-LF405B	◆	800ES-LF405B	◆
green	START	800EP-LF301B	◆	800ES-LF301B	◆
red	STOP	800EP-LF402B	◆	800ES-LF402B	◆
green	ON	800EP-LF303B	◆	800ES-LF303B	◆
red	OFF	800EP-LF404B	◆	800ES-LF404B	◆

Pre-Assembled Front Elements



Single Package		Extended with Legend Text			
Colour	Text	Black Plastic Front Ring		Shiny Metal Front Ring	
		Cat. No.	Opt.	Cat. No.	Opt.
green		—	—	—	—
red	O	800EP-LE405B	◆	800ES-LE405B	◆
green	START	—	—	—	—
red	STOP	800EP-LE402B	◆	800ES-LE402B	◆
green	ON	—	—	—	—
red	OFF	800EP-LE404B	◆	800ES-LE404B	◆

Additional legend operator diffuser caps with text or symbols, see pages 11-100 – 11-105.
 B = Text and symbols in black writing



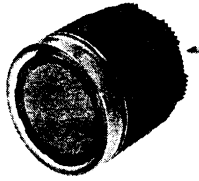
Pre-Assembled Back-of-Panel Components Latch Included (for Plastic and Metal Operators)



Contact Block and Lamp Element	Cat. No.
	800E-3DL0X10
	800E-3DL0X01
	800E-3DL0X11
	800E-3DL0X20

Note: Please order incandescent lamps or LEDs separately, see page 11-97.
 To order additional contact blocks, see pages 11-78 – 11-81.

Illuminated Maintained Push Buttons (Plastic Operator)
 Pre-Assembled Front Elements



Single Package	Flush			
	Black Plastic Front Ring		Shiny Metal Front Ring	
	Cat. No.	Opt.	Cat. No.	Opt.
Green	800EP-LFA3	☆ ◆	800ES-LFA3	☆ ◆
Red	800EP-LFA4	☆ ◆	800ES-LFA4	☆ ◆
Yellow	800EP-LFA5	☆ ◆	800ES-LFA5	☆ ◆
Blue	800EP-LFA6	☆ ◆	800ES-LFA6	☆ ◆
Transparent	800EP-LFA7	☆ ◆	800ES-LFA7	☆ ◆
No lens	800EP-LFA9	☆ ◆	800ES-LFA9	☆ ◆

Options	Cat. No. Extension	Description	Ordering Example
• Packaging Unit	No entry -BP	Individual package Package of 10 pieces	800EP-LFA3 800EP-LFA3-BP
• Metal operator		Bulletin 800E push buttons are also available in metal. Please replace the Cat. No. as follows:	
• with black anodised front ring	800EB...	Black anodised front ring, 800EB... instead of 800EP...	800EB-LFA3
• with shiny metal front ring	800EM...	Shiny metal front ring, 800EM... instead of 800ES...	800EM-LFA3

Pre-Assembled Back-of-Panel Components Latch Included (for Plastic and Metal Operators)



Contact Block and Lamp Element	Cat. No.
	800E-3DL0X10
	800E-3DL0X01
	800E-3DL0X11
	800E-3DL0X20

Note: Please order incandescent lamps or LEDs separately, see page 11-97.
 To order additional contact blocks, see pages 11-78 – 11-81.




Control and Indicating Units

Product Selection: Front Elements — Round

Non-Illuminated Momentary Mushroom Operators (Plastic Operator)

Pre-Assembled Front Elements



Single Package	Momentary ø 40 mm (Plastic Colour Cap)			
	Black Plastic Front Ring		Shiny Metal Front Ring	
	Cat. No.	Opt.	Cat. No.	Opt.
white	800EP-M1	◆	800ES-M1	◆
black	800EP-M2	◆	800ES-M2	◆
green	800EP-M3	◆	800ES-M3	◆
red	800EP-M4	◆	800ES-M4	◆
yellow	800EP-M5	◆	800ES-M5	◆
blue	800EP-M6	◆	800ES-M6	◆

Single Package	Momentary ø 40 mm (Metal Colour Cap)		
	Colour	Shiny Metal Front Ring	
		Cat. No.	Opt.
black		800ES-MM2	◆
green		800ES-MM3	◆
red		800ES-MM4	
yellow		800ES-MM5 ❶	
blue		800ES-MM6 ❶	

Single Package	Momentary ø 60 mm (Plastic Colour Cap)			
	Black Plastic Front Ring		Shiny Metal Front Ring	
	Cat. No.	Opt.	Cat. No.	Opt.
white	800EP-MJ1	◆	800ES-MJ1	◆
black	800EP-MJ2	◆	800ES-MJ2	◆
green	800EP-MJ3	◆	800ES-MJ3	◆
red	800EP-MJ4	◆	800ES-MJ4	◆
yellow	800EP-MJ5	◆	800ES-MJ5	◆
blue	800EP-MJ6	◆	800ES-MJ6	◆

❶ Availability on request



Pre-Assembled Back-of-Panel Components Latch Included (for Plastic and Metal Operators)





Contact Block	Cat. No.
	800E-3LX10
	800E-3LX01
	800E-3LX11
	800E-3LX20

Note: To order additional contact blocks, see pages 11-78 – 11-81.

Bulletin 800E
Control and Indicating Units
 Product Selection: Front Elements — Round

Illuminated 2 Position Mushroom Operators (Plastic Operator)

Assembled Front Elements



Package	Push-Pull/Twist ø 40 mm				Push-Pull ø 40 mm (Plastic Colour Cap)	
Colour	Black Plastic Front Ring		Shiny Metal Front Ring		Shiny Metal Front Ring	
	Cat. No.	Opt.	Cat. No.	Opt.	Cat. No.	Opt.
	800EP-MT1	◆	800ES-MT1	◆		
	800EP-MT2	◆	800ES-MT2	◆	800ES-MP22	◆
	800EP-MT3	◆	800ES-MT3	◆	800ES-MP23	◆
	800EP-MT4	◆	800ES-MT4	◆	800ES-MP24	◆
	800EP-MT5	◆	800ES-MT5	◆	800ES-MP25	◆
	800EP-MT6	◆	800ES-MT6	◆	800ES-MP26	◆

Package	Push-Pull/Twist ø 40 mm				Push-Pull ø 40 mm (Metal Colour Cap)	
Colour	Black Plastic Front Ring		Shiny Metal Front Ring		Shiny Metal Front Ring	
	Cat. No.	Opt.	Cat. No.	Opt.	Cat. No.	Opt.
					800ES-MMP22	◆
					800ES-MMP23	◆
					800ES-MMP24	◆
					800ES-MMP25	◆
					800ES-MMP26	◆


Package	Push-Pull/Twist ø 60 mm				Push-Pull ø 60 mm	
Colour	Black Plastic Front Ring		Shiny Metal Front Ring		Shiny Metal Front Ring	
	Cat. No.	Opt.	Cat. No.	Opt.	Cat. No.	Opt.
	800EP-MJT1	◆	800ES-MJT1	◆		
	800EP-MJT2	◆	800ES-MJT2	◆	800ES-MJP22	◆
	800EP-MJT3	◆	800ES-MJT3	◆	800ES-MJP23	◆
	800EP-MJT4	◆	800ES-MJT4	◆	800ES-MJP24	◆
	800EP-MJT5	◆	800ES-MJT5	◆	800ES-MJP25	◆
	800EP-MJT6	◆	800ES-MJT6	◆	800ES-MJP26	◆

Availability on request

Options	Cat. No. Extension	Description	Ordering Example
metal operator		Bulletin 800E push buttons are also available in metal. Please replace the Cat. No. as follows:	
with black anodised front ring	800EB...	Black anodised front ring, 800EB... instead of 800EP...	800EB-MT1
with shiny metal front ring	800EM...	Shiny metal front ring, 800EM... instead of 800ES...	800EM-MT1

Bulletin 800E
Control and Indicating Units
Product Selection: Front Elements — Round

Non-Illuminated 3 Position Mushroom Operators (Plastic Operator)
 Pre-Assembled Front Elements



Single Package	Push-Pull ø 40 mm (Plastic Colour Cap) (Mom. Out – Maint. Center – Mom. In.)	Push-Pull ø 40 mm (Plastic Colour Cap) (Mom. Out – Maint. Center – Maint. In.)
Colour	Shiny Metal Front Ring	Shiny Metal Front Ring
	Cat. No.	Cat. No.
black	800ES-MP3R2	800ES-MP3S2 ①
green	800ES-MP3R3	800ES-MP3S3 ①
red	800ES-MP3R4	800ES-MP3S4 ①
yellow	800ES-MP3R5 ①	800ES-MP3S5 ①
blue	800ES-MP3R6 ①	800ES-MP3S6 ①

Single Package	Push-Pull ø 40 mm (Metal Colour Cap) (Mom. Out – Maint. Center – Mom. In.)	Push-Pull ø 40 mm (Metal Colour Cap) (Mom. Out – Maint. Center – Maint. In.)
Colour	Shiny Metal Front Ring	Shiny Metal Front Ring
	Cat. No.	Cat. No.
black	800ES-MMP3R2 ①	800ES-MMP3S2 ①
green	800ES-MMP3R3 ①	800ES-MMP3S3 ①
red	800ES-MMP3R4 ①	800ES-MMP3S4 ①
yellow	800ES-MMP3R5 ①	800ES-MMP3S5 ①
blue	800ES-MMP3R6 ①	800ES-MMP3S6 ①

Single Package	Push-Pull ø 60 mm (Mom. Out – Maint. Center – Mom. In.)	Push-Pull ø 60 mm (Mom. Out – Maint. Center – Maint. In.)
Colour	Shiny Metal Front Ring	Shiny Metal Front Ring
	Cat. No.	Cat. No.
black	800ES-MJP3R2 ①	800ES-MJP3S2 ①
green	800ES-MJP3R3 ①	800ES-MJP3S3 ①
red	800ES-MJP3R4 ①	800ES-MJP3S4 ①
yellow	800ES-MJP3R5 ①	800ES-MJP3S5 ①
blue	800ES-MJP3R6 ①	800ES-MJP3S6 ①


① Availability on request

Options	Cat. No. Extension	Description	Ordering Example
◆ Metal operator - with shiny metal front ring	800EM...	Bulletin 800E push buttons are also available in metal. Please replace the Cat. No. as follows: Shiny metal front ring, 800EM... instead of 800ES...	800EM-MP3R2

11



Pre-Assembled Back-of-Panel Components Latch Included (for Plastic and Metal Operators)




Contact Block	Cat. No.
	800E-3LX10
	800E-3LX01
	800E-3LX11
	800E-3LX20

Note: To order additional contact blocks, see pages 11-78 – 11-81.

Non-Illuminated 2 Position Mushroom Key Release Operators (Plastic Operator)

Assembled Front Elements



Single Package	Key Lock ø 40 mm "Illinois"	
Colour	Black Plastic Front Ring	Shiny Metal Front Ring
	Cat. No.	Cat. No.
Black Red White	800EP-MK2	800EM-MK2
	800EP-MK3	800EM-MK3
	800EP-MK4	800EM-MK4
	800EP-MK5	800EM-MK5
	800EP-MK6	800EM-MK6

Single Package	Key Lock ø 60 mm "Illinois"	
Colour	Black Plastic Front Ring	Shiny Metal Front Ring
	Cat. No.	Cat. No.
Black Red White	800EP-MJK2	800EM-MJK2
	800EP-MJK3	800EM-MJK3
	800EP-MJK4	800EM-MJK4
	800EP-MJK5	800EM-MJK5
	800EP-MJK6	800EM-MJK6

Assembled Back-of-Panel Components Latch Included (for Plastic and Metal Operators)

Contact Block	Cat. No.
	800E-3LX10
	800E-3LX01
	800E-3LX11
	800E-3LX20

Note: To order additional contact blocks, see pages 11-78 – 11-81.

Illuminated 2 Position Mushroom Operators (Plastic Operator)

Pre-Assembled Front Elements



Single Package	Push-Pull ø 40 mm	
Colour	Shiny Metal Front Ring	
	Cat. No.	Opt.
green	800ES-LMP23	◆
red	800ES-LMP24	◆
yellow	800ES-LMP25	◆
blue	800ES-LMP26	◆

Single Package	Push-Pull ø 60 mm	
Colour	Shiny Metal Front Ring	
	Cat. No.	Opt.
green	800ES-LMJP23	◆
red	800ES-LMJP24	◆
yellow	800ES-LMJP25	◆
blue	800ES-LMJP26	◆

Options	Cat. No. Extension	Description	Ordering Example
◆ Metal operator - with shiny metal front ring	800EM...	Bulletin 800E push buttons are also available in metal. Please replace the Cat. No. as follows: Shiny metal front ring, 800EM... instead of 800ES...	800EM-LMP23



Pre-Assembled Back-of-Panel Components Latch Included (for Plastic and Metal Operators)




Contact Block and Lamp Element	Cat. No.
	800E-3DL0X10
	800E-3DL0X01
	800E-3DL0X11
	800E-3DL0X20

Note: Please order incandescent lamps or LEDs separately, see page 11-97.
 To order additional contact blocks, see pages 11-78 – 11-81.

Bulletin 800E
Control and Indicating Units
Product Selection: Front Elements — Round

Illuminated 3 Position Mushroom Operators (Plastic Operator)
 Pre-Assembled Front Elements



Single Package	Push-Pull ø 40 mm (Mom. Out – Maint. Center – Mom. In)		Push-Pull ø 40 mm (Mom. Out – Maint. Center – Maint. In)	
Colour	Shiny Metal Front Ring		Shiny Metal Front Ring	
	Cat. No.	Opt.	Cat. No.	
green	800ES-LMP3R3	◆	800ES-LMP3S3 ①	
red	800ES-LMP3R4	◆	800ES-LMP3S4 ①	
yellow	800ES-LMP3R5	◆	800ES-LMP3S5 ①	
blue	800ES-LMP3R6	◆	800ES-LMP3S6 ①	


Single Package	Push-Pull ø 60 mm (Mom. Out – Maint. Center – Mom. In)		Push-Pull ø 60 mm (Mom. Out – Maint. Center – Maint. In)	
Colour	Shiny Metal Front Ring		Shiny Metal Front Ring	
	Cat. No.		Cat. No.	
green	800ES-LMJP3R3 ①		800ES-LMJP3S3 ①	
red	800ES-LMJP3R4 ①		800ES-LMJP3S4 ①	
yellow	800ES-LMJP3R5 ①		800ES-LMJP3S5 ①	
blue	800ES-LMJP3R6 ①		800ES-LMJP3S6 ①	

① Availability on request

Options	Cat. No. Extension	Description	Ordering Example
◆ Metal operator - with Shiny Metal Front Ring	800EM...	Bulletin 800E push buttons are also available in metal. Please replace the Cat. No. as follows: Shiny Metal Front Ring, 800EM... instead of 800ES...	800EM-LMPR3



Pre-Assembled Back-of-Panel Components Latch Included (for Plastic and Metal Operators)



Contact Block and Lamp Element	Cat. No.
	800E-3DLOX10
	800E-3DLOX01
	800E-3DLOX11
	800E-3DLOX20

Note: Please order incandescent lamps or LEDs separately, see page 11-97.
 To order additional contact blocks, see pages 11-78 – 11-81.

Pilot Lights (Plastic Operator)

pre-Assembled Front Elements



Single Package Colour	Standard (with lens and diffuser cap)		Optically enhanced (no diffuser cap possible)	
	Cat. No.	Opt.	Cat. No.	Opt.
green	800EP-P3	★ ◆	800EP-PL3	★ ◆
red	800EP-P4	★ ◆	800EP-PL4	★ ◆
yellow	800EP-P5	★ ◆	800EP-PL5	★ ◆
blue	800EP-P6	★ ◆	800EP-PL6	★ ◆
transparent	800EP-P7	★ ◆	800EP-PL7	★ ◆

Note: To order legend diffuser caps with text or symbols, see pages 11-100 – 11-105.

eco-Pilot Lights



Note: See complete units, page 11-10.

Options	Cat. No. Extension	Description	Ordering Example
★ Packaging unit	No entry -BP	Individual packaging Package of 10 pieces	800EP-P3 800EP-P3-BP
◆ Metal operator - with Shiny Metal Front Ring	800EM...	Bulletin 800E push buttons are also available in metal. Please replace the Cat. No. as follows: Shiny Metal Front Ring, 800EM... instead of 800EP...	800EM-P3



Pre-Assembled Back-of-Panel Components Latch Included (for Plastic and Metal Operators)



Lamp Element	Cat. No.
	800E-3DL0
220V	800E-3RL22
240V	800E-3RL7

Note: Please order incandescent lamps or LEDs separately, see page 11-97.



Control and Indicating Units



Product Selection: Front Elements — Round

Non-Illuminated 2 Position Selector Switch Operators (Plastic Operator)

Pre-Assembled Front Elements



Single Package	Standard Knob, Maintained 60° 				Standard Knob, Maintained 90° 			
	Black Plastic Front Ring		Shiny Metal Front Ring		Black Plastic Front Ring		Shiny Metal Front Ring	
Knob Colour	Cat. No.	Opt.	Cat. No.	Opt.	Cat. No.	Opt.	Cat. No.	Opt.
white	800EP-SM21	★◆	800ES-SM21	★◆	800EP-SN21	★◆	800ES-SN21	★◆
black	800EP-SM22	★◆	800ES-SM22	★◆	800EP-SN22	★◆	800ES-SN22	★◆
green	800EP-SM23	★◆	800ES-SM23	★◆	800EP-SN23	★◆	800ES-SN23	★◆
red	800EP-SM24	★◆	800ES-SM24	★◆	800EP-SN24	★◆	800ES-SN24	★◆
yellow	800EP-SM25	★◆	800ES-SM25	★◆	800EP-SN25	★◆	800ES-SN25	★◆
blue	800EP-SM26	★◆	800ES-SM26	★◆	800EP-SN26	★◆	800ES-SN26	★◆
no knob	800EP-SM29	★	①		800EP-SN29	★	①	


Single Package	Standard Knob, Spring Return from Left 60° 				Standard Knob, Spring Return from Right 60° 			
	Black Plastic Front Ring		Shiny Metal Front Ring		Black Plastic Front Ring		Shiny Metal Front Ring	
Knob Colour	Cat. No.	Opt.	Cat. No.	Opt.	Cat. No.	Opt.	Cat. No.	Opt.
white	800EP-SL21	★◆	800ES-SL21	★◆	800EP-SR21	★◆	800ES-SR21	★◆
black	800EP-SL22	★◆	800ES-SL22	★◆	800EP-SR22	★◆	800ES-SR22	★◆
green	800EP-SL23	★◆	800ES-SL23	★◆	800EP-SR23	★◆	800ES-SR23	★◆
red	800EP-SL24	★◆	800ES-SL24	★◆	800EP-SR24	★◆	800ES-SR24	★◆
yellow	800EP-SL25	★◆	800ES-SL25	★◆	800EP-SR25	★◆	800ES-SR25	★◆
blue	800EP-SL26	★◆	800ES-SL26	★◆	800EP-SR26	★◆	800ES-SR26	★◆
no knob	800EP-SL29	★	①		800EP-SR29	★	①	



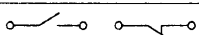

① Use plastic operator EP

Options	Cat. No. Extension	Description	Ordering Example
★ Packaging unit	No entry -BP	Individual packaging Package of 10 pieces	800EP-SM21 800EP-SM21-BP
◆ Metal operator	800EB... 800EM...	Bulletin 800E push buttons are also available in metal. Please replace the Cat. No. as follows: Black anodised front ring, 800EB... instead of 800EP... Shiny metal front ring, 800EM... instead of 800ES...	800EB-SM21 800EM-SM21



Pre-Assembled Back-of-Panel Components Latch Included (for Plastic and Metal Operators)



Contact Block	Cat. No.
	800E-3LX10
	800E-3LX01
	800E-3LX11
	800E-3LX20


Note: To order additional contact blocks see pages 11-78 – 11-81.

Control and Indicating Units

Product Selection: Front Elements — Round

Non-Illuminated 2 Position Selector Switch Operators (Plastic Operator)

Pre-Assembled Front Elements



0
1
Opt.
★
★
★
★
★
★
0
1
Opt.
★
★
★
★
★
★

Single Package	Lever, Maintained 60°				Lever, Maintained 90°			
	Black Plastic Front Ring		Shiny Metal Front Ring		Black Plastic Front Ring		Shiny Metal Front Ring	
Knob Colour	Cat. No.	Opt.	Cat. No.	Opt.	Cat. No.	Opt.	Cat. No.	Opt.
white	800EP-HM21	★ ◆	800ES-HM21	★ ◆	800EP-HN21	★ ◆	800ES-HN21	★ ◆
black	800EP-HM22	★ ◆	800ES-HM22	★ ◆	800EP-HN22	★ ◆	800ES-HN22	★ ◆
green	800EP-HM23	★ ◆	800ES-HM23	★ ◆	800EP-HN23	★ ◆	800ES-HN23	★ ◆
red	800EP-HM24	★ ◆	800ES-HM24	★ ◆	800EP-HN24	★ ◆	800ES-HN24	★ ◆
yellow	800EP-HM25	★ ◆	800ES-HM25	★ ◆	800EP-HN25	★ ◆	800ES-HN25	★ ◆
blue	800EP-HM26	★ ◆	800ES-HM26	★ ◆	800EP-HN26	★ ◆	800ES-HN26	★ ◆
no knob	800EP-SM29	★	①		800EP-SN29	★	①	

Single Package	Lever, Spring Return from Left 60°				Lever, Spring Return from Right 60°			
	Black Plastic Front Ring		Shiny Metal Front Ring		Black Plastic Front Ring		Shiny Metal Front Ring	
Knob Colour	Cat. No.	Opt.	Cat. No.	Opt.	Cat. No.	Opt.	Cat. No.	Opt.
white	800EP-HL21	★ ◆	800ES-HL21	★ ◆	800EP-HR21	★ ◆	800ES-HR21	★ ◆
black	800EP-HL22	★ ◆	800ES-HL22	★ ◆	800EP-HR22	★ ◆	800ES-HR22	★ ◆
green	800EP-HL23	★ ◆	800ES-HL23	★ ◆	800EP-HR23	★ ◆	800ES-HR23	★ ◆
red	800EP-HL24	★ ◆	800ES-HL24	★ ◆	800EP-HR24	★ ◆	800ES-HR24	★ ◆
yellow	800EP-HL25	★ ◆	800ES-HL25	★ ◆	800EP-HR25	★ ◆	800ES-HR25	★ ◆
blue	800EP-HL26	★ ◆	800ES-HL26	★ ◆	800EP-HR26	★ ◆	800ES-HR26	★ ◆
no knob	800EP-SL29	★	①		800EP-SR29	★	①	

① Use plastic operator EP

sample
1
1-BP
1
1

Options	Cat. No. Extension	Description	Ordering Example
★ Packaging unit	No entry -BP	Individual packaging Package of 10 pieces	800EP-HM21 800EP-HM21-BP
◆ Metal operator	800EB... 800EM...	Bulletin 800E push buttons are also available in metal. Please replace the Cat. No. as follows: Black anodised front ring, 800EB... instead of 800EP... Shiny metal front ring, 800EM... instead of 800ES...	800EB-HM21 800EM-HM21

Pre-Assembled Back-of-Panel Components Latch Included (for Plastic and Metal Operators)



Contact Block	Cat. No.
	800E-3LX10
	800E-3LX01
	800E-3LX11
	800E-3LX20

Note: To order additional contact blocks, see pages 11-78 – 11-81.

Control and Indicating Units

Product Selection: Front Elements — Round

Non-Illuminated 3 Position Selector Switch Operators (Plastic Operator) Pre-Assembled Front Elements



Single Package	Standard Knob, Maintained 60°				Standard Knob, Spring Return from Left 60°			
	Black Plastic Front Ring		Shiny Metal Front Ring		Black Plastic Front Ring		Shiny Metal Front Ring	
Knob Colour	Cat. No.	Opt.	Cat. No.	Opt.	Cat. No.	Opt.	Cat. No.	Opt.
white	800EP-SM31	★ ◆	800ES-SM31	★ ◆	800EP-SL31	★ ◆	800ES-SL31	★ ◆
black	800EP-SM32	★ ◆	800ES-SM32	★ ◆	800EP-SL32	★ ◆	800ES-SL32	★ ◆
green	800EP-SM33	★ ◆	800ES-SM33	★ ◆	800EP-SL33	★ ◆	800ES-SL33	★ ◆
red	800EP-SM34	★ ◆	800ES-SM34	★ ◆	800EP-SL34	★ ◆	800ES-SL34	★ ◆
yellow	800EP-SM35	★ ◆	800ES-SM35	★ ◆	800EP-SL35	★ ◆	800ES-SL35	★ ◆
blue	800EP-SM36	★ ◆	800ES-SM36	★ ◆	800EP-SL36	★ ◆	800ES-SL36	★ ◆
no knob	800EP-SM39	★	①		800EP-SL39	★	①	

Single Package	Standard Knob, Spring Return from Right 60°				Standard Knob, Spring Return from Right and Left 60°			
	Black Plastic Front Ring		Shiny Metal Front Ring		Black Plastic Front Ring		Shiny Metal Front Ring	
Knob Colour	Cat. No.	Opt.	Cat. No.	Opt.	Cat. No.	Opt.	Cat. No.	Opt.
white	800EP-SR31	★ ◆	800ES-SR31	★ ◆	800EP-SB31	★ ◆	800ES-SB31	★ ◆
black	800EP-SR32	★ ◆	800ES-SR32	★ ◆	800EP-SB32	★ ◆	800ES-SB32	★ ◆
green	800EP-SR33	★ ◆	800ES-SR33	★ ◆	800EP-SB33	★ ◆	800ES-SB33	★ ◆
red	800EP-SR34	★ ◆	800ES-SR34	★ ◆	800EP-SB34	★ ◆	800ES-SB34	★ ◆
yellow	800EP-SR35	★ ◆	800ES-SR35	★ ◆	800EP-SB35	★ ◆	800ES-SB35	★ ◆
blue	800EP-SR36	★ ◆	800ES-SR36	★ ◆	800EP-SB36	★ ◆	800ES-SB36	★ ◆
no knob	800EP-SR39	★	①		800EP-SB39	★	①	

① Use plastic operator EP


Options	Cat. No. Extension	Description	Ordering Example
★ Packaging unit	No entry -BP	Individual packaging Package of 10 pieces	800EP-SM31 800EP-SM31-BP
◆ Metal operator - with black anodised front ring - with shiny metal front ring	800EB... 800EM...	Bulletin 800E push buttons are also available in metal. Please replace the Cat. No. as follows: Black anodised front ring 800EB... instead of 800EP... Shiny metal front ring 800EM... instead of 800ES...	800EB-SM31 800EM-SM31



Pre-Assembled Back-of-Panel Components Latch Included (for Plastic and Metal Operators)


Contact Block	Cat. No.
	800E-3LX10
	800E-3LX01
	800E-3LX11
	800E-3LX20

Note: To order additional contact blocks, see pages 11-78 – 11-81.



Non-Illuminated 3 Position Selector Switch Operators (Plastic Operator)

Pre-Assembled Front Elements



Single Package	Lever, Maintained 60°				Lever, Spring Return from Left 60°			
	Black Plastic Front Ring		Shiny Metal Front Ring		Black Plastic Front Ring		Shiny Metal Front Ring	
Knob Colour	Cat. No.	Opt.	Cat. No.	Opt.	Cat. No.	Opt.	Cat. No.	Opt.
white	800EP-HM31	★ ◆	800ES-HM31	★ ◆	800EP-HL31	★ ◆	800ES-HL31	★ ◆
black	800EP-HM32	★ ◆	800ES-HM32	★ ◆	800EP-HL32	★ ◆	800ES-HL32	★ ◆
green	800EP-HM33	★ ◆	800ES-HM33	★ ◆	800EP-HL33	★ ◆	800ES-HL33	★ ◆
red	800EP-HM34	★ ◆	800ES-HM34	★ ◆	800EP-HL34	★ ◆	800ES-HL34	★ ◆
yellow	800EP-HM35	★ ◆	800ES-HM35	★ ◆	800EP-HL35	★ ◆	800ES-HL35	★ ◆
blue	800EP-HM36	★ ◆	800ES-HM36	★ ◆	800EP-HL36	★ ◆	800ES-HL36	★ ◆
no knob	800EP-SM39	★	①		800EP-SL39	★	①	


Single Package	Lever, Spring Return from Right 60°				Lever, Spring Return from Right and Left 60°			
	Black Plastic Front Ring		Shiny Metal Front Ring		Black Plastic Front Ring		Shiny Metal Front Ring	
Knob Colour	Cat. No.	Opt.	Cat. No.	Opt.	Cat. No.	Opt.	Cat. No.	Opt.
white	800EP-HR31	★ ◆	800ES-HR31	★ ◆	800EP-HB31	★ ◆	800ES-HB31	★ ◆
black	800EP-HR32	★ ◆	800ES-HR32	★ ◆	800EP-HB32	★ ◆	800ES-HB32	★ ◆
green	800EP-HR33	★ ◆	800ES-HR33	★ ◆	800EP-HB33	★ ◆	800ES-HB33	★ ◆
red	800EP-HR34	★ ◆	800ES-HR34	★ ◆	800EP-HB34	★ ◆	800ES-HB34	★ ◆
yellow	800EP-HR35	★ ◆	800ES-HR35	★ ◆	800EP-HB35	★ ◆	800ES-HB35	★ ◆
blue	800EP-HR36	★ ◆	800ES-HR36	★ ◆	800EP-HB36	★ ◆	800ES-HB36	★ ◆
no knob	800EP-SR39	★	①		800EP-SB39	★	①	

① Use plastic operator EP

Options	Cat. No. Extension	Description	Ordering Example
★ Packaging unit	No entry -BP	Individual packaging Package of 10 pieces	800EP-HM31 800EP-HM31-BP
◆ Metal operator	800EB... 800EM...	Bulletin 800E push buttons are also available in metal. Please replace the Cat. No. as follows: Black anodised front ring 800EB... instead of 800EP... Shiny metal front ring 800EM... instead of 800ES...	800EB-HM31 800EM-HM31



Pre-Assembled Back-of-Panel Components Latch Included (for Plastic and Metal Operators)



Contact Block	Cat. No.
	800E-3LX10
	800E-3LX01
	800E-3LX11
	800E-3LX20

Note: To order additional contact blocks, see pages 11-78 – 11-81.


Bulletin 800E



Control and Indicating Units



Product Selection: Front Elements — Round

Non-Illuminated 4 Position Selector Switch Operators (Plastic Operator)

Pre-Assembled Front Elements



Single Package	Standard Knob, Maintained 				Standard Knob, Spring Return from Left 			
	Black Plastic Front Ring		Shiny Metal Front Ring		Black Plastic Front Ring		Shiny Metal Front Ring	
Knob Colour	Cat. No.	Opt.	Cat. No.	Opt.	Cat. No.	Opt.	Cat. No.	Opt.
white	800EP-SM41	★ ◆	800ES-SM41	★ ◆	800EP-SL41	★ ◆	800ES-SL41	★ ◆
black	800EP-SM42	★ ◆	800ES-SM42	★ ◆	800EP-SL42	★ ◆	800ES-SL42	★ ◆
green	800EP-SM43	★ ◆	800ES-SM43	★ ◆	800EP-SL43	★ ◆	800ES-SL43	★ ◆
red	800EP-SM44	★ ◆	800ES-SM44	★ ◆	800EP-SL44	★ ◆	800ES-SL44	★ ◆
yellow	800EP-SM45	★ ◆	800ES-SM45	★ ◆	800EP-SL45	★ ◆	800ES-SL45	★ ◆
blue	800EP-SM46	★ ◆	800ES-SM46	★ ◆	800EP-SL46	★ ◆	800ES-SL46	★ ◆
no knob	800EP-SM49	★		①	800EP-SL49	★		①





Single Package	Standard Knob, Spring Return from Right 				Standard Knob, Spring Return from Right and Left 			
	Black Plastic Front Ring		Shiny Metal Front Ring		Black Plastic Front Ring		Shiny Metal Front Ring	
Knob Colour	Cat. No.	Opt.	Cat. No.	Opt.	Cat. No.	Opt.	Cat. No.	Opt.
white	800EP-SR41	★ ◆	800ES-SR41	★ ◆	800EP-SB41	★ ◆	800ES-SB41	★ ◆
black	800EP-SR42	★ ◆	800ES-SR42	★ ◆	800EP-SB42	★ ◆	800ES-SB42	★ ◆
green	800EP-SR43	★ ◆	800ES-SR43	★ ◆	800EP-SB43	★ ◆	800ES-SB43	★ ◆
red	800EP-SR44	★ ◆	800ES-SR44	★ ◆	800EP-SB44	★ ◆	800ES-SB44	★ ◆
yellow	800EP-SR45	★ ◆	800ES-SR45	★ ◆	800EP-SB45	★ ◆	800ES-SB45	★ ◆
blue	800EP-SR46	★ ◆	800ES-SR46	★ ◆	800EP-SB46	★ ◆	800ES-SB46	★ ◆
no knob	800EP-SR49	★		①	800EP-SB49	★		①

① Use plastic operator EP


Options	Cat. No. Extension	Description	Ordering Example
★ Packaging unit	No entry -BP	Individual packaging Package of 10 pieces	800EP-SM41 800EP-SM41-BP
◆ Metal operator	800EB... 800EM...	Bulletin 800E push buttons are also available in metal. Please replace the Cat. No. as follows: Black anodised front ring 800EB... instead of 800EP... Shiny metal front ring 800EM... instead of 800ES...	800EB-SM41 800EM-SM41




Pre-Assembled Back-of-Panel Components Latch Included (for Plastic and Metal Operators)

Contact Block	Cat. No.
	800E-3LX10
	800E-3LX01
	800E-3LX11
	800E-3LX20

Note: To order additional contact blocks, see pages 11-7 – 11-81.



Non-Illuminated 4 Position Selector Switch Operators (Plastic Operator)
 Pre-Assembled Front Elements



Single Package	Lever, Maintained				Lever, Spring Return from Left			
	Black Plastic Front Ring		Shiny Metal Front Ring		Black Plastic Front Ring		Shiny Metal Front Ring	
Knob Colour	Cat. No.	Opt.	Cat. No.	Opt.	Cat. No.	Opt.	Cat. No.	Opt.
white	800EP-HM41	★ ◆	800ES-HM41	★ ◆	800EP-HL41	★ ◆	800ES-HL41	★ ◆
black	800EP-HM42	★ ◆	800ES-HM42	★ ◆	800EP-HL42	★ ◆	800ES-HL42	★ ◆
green	800EP-HM43	★ ◆	800ES-HM43	★ ◆	800EP-HL43	★ ◆	800ES-HL43	★ ◆
red	800EP-HM44	★ ◆	800ES-HM44	★ ◆	800EP-HL44	★ ◆	800ES-HL44	★ ◆
yellow	800EP-HM45	★ ◆	800ES-HM45	★ ◆	800EP-HL45	★ ◆	800ES-HL45	★ ◆
blue	800EP-HM46	★ ◆	800ES-HM46	★ ◆	800EP-HL46	★ ◆	800ES-HL46	★ ◆
no knob	800EP-SM49	★	①		800EP-SL49	★	①	

Single Package	Lever, Spring Return from Right				Lever, Spring Return from Right and Left			
	Black Plastic Front Ring		Shiny Metal Front Ring		Black Plastic Front Ring		Shiny Metal Front Ring	
Knob Colour	Cat. No.	Opt.	Cat. No.	Opt.	Cat. No.	Opt.	Cat. No.	Opt.
white	800EP-HR41	★ ◆	800ES-HR41	★ ◆	800EP-HB41	★ ◆	800ES-HB41	★ ◆
black	800EP-HR42	★ ◆	800ES-HR42	★ ◆	800EP-HB42	★ ◆	800ES-HB42	★ ◆
green	800EP-HR43	★ ◆	800ES-HR43	★ ◆	800EP-HB43	★ ◆	800ES-HB43	★ ◆
red	800EP-HR44	★ ◆	800ES-HR44	★ ◆	800EP-HB44	★ ◆	800ES-HB44	★ ◆
yellow	800EP-HR45	★ ◆	800ES-HR45	★ ◆	800EP-HB45	★ ◆	800ES-HB45	★ ◆
blue	800EP-HR46	★ ◆	800ES-HR46	★ ◆	800EP-HB46	★ ◆	800ES-HB46	★ ◆
no knob	800EP-SR49	★	①		800EP-SB49	★	①	

① Use plastic operator EP

Options	Cat. No. Extension	Description	Ordering Example
◆ Packaging unit	No entry -BP	Individual packaging Package of 10 pieces	800EP-HM41 800EP-HM41-BP
◆ Metal operator		Bulletin 800E push buttons are also available in metal. Please replace the Cat. No. as follows:	
with black anodised front ring	800EB...	Black anodised front ring 800EB... instead of 800EP...	800EB-HM41
with shiny metal front ring	800EM...	Shiny metal front ring 800EM... instead of 800ES...	800EM-HM41

Pre-Assembled Back-of-Panel Components Latch Included (for Plastic and Metal Operators)



Contact Block	Cat. No.
	800E-3LX10
	800E-3LX01
	800E-3LX11
	800E-3LX20


Note: To order additional contact blocks, see pages 11-78 – 11-81.



Control and Indicating Units



Product Selection: Front Elements — Round

Illuminated 2 Position Selector Switch Operators (Plastic Operator)

Pre-Assembled Front Elements



Single Package	Standard Knob, Maintained 60° 				Standard Knob, Maintained 90° 			
	Black Plastic Front Ring		Shiny Metal Front Ring		Black Plastic Front Ring		Shiny Metal Front Ring	
	Cat. No.	Opt.	Cat. No.	Opt.	Cat. No.	Opt.	Cat. No.	Opt.
white	800EP-LSM21	★ ◆	800ES-LSM21	★ ◆	800EP-LSN21	★ ◆	800ES-LSN21	★ ◆
green	800EP-LSM23	★ ◆	800ES-LSM23	★ ◆	800EP-LSN23	★ ◆	800ES-LSN23	★ ◆
red	800EP-LSM24	★ ◆	800ES-LSM24	★ ◆	800EP-LSN24	★ ◆	800ES-LSN24	★ ◆
yellow	800EP-LSM25	★ ◆	800ES-LSM25	★ ◆	800EP-LSN25	★ ◆	800ES-LSN25	★ ◆
blue	800EP-LSM26	★ ◆	800ES-LSM26	★ ◆	800EP-LSN26	★ ◆	800ES-LSN26	★ ◆
transparent	800EP-LSM27	★ ◆	800ES-LSM27	★ ◆	800EP-LSN27	★ ◆	800ES-LSN27	★ ◆
no knob	800EP-LSM29	★	①		800EP-LSN29	★	①	

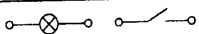
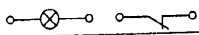


Single Package	Standard Knob, Spring Return from Left 60° 				Standard Knob, Spring Return from Right 60° 			
	Black Plastic Front Ring		Shiny Metal Front Ring		Black Plastic Front Ring		Shiny Metal Front Ring	
	Cat. No.	Opt.	Cat. No.	Opt.	Cat. No.	Opt.	Cat. No.	Opt.
white	800EP-LSL21	★ ◆	800ES-LSL21	★ ◆	800EP-LSR21	★ ◆	800ES-LSR21	★ ◆
green	800EP-LSL23	★ ◆	800ES-LSL23	★ ◆	800EP-LSR23	★ ◆	800ES-LSR23	★ ◆
red	800EP-LSL24	★ ◆	800ES-LSL24	★ ◆	800EP-LSR24	★ ◆	800ES-LSR24	★ ◆
yellow	800EP-LSL25	★ ◆	800ES-LSL25	★ ◆	800EP-LSR25	★ ◆	800ES-LSR25	★ ◆
blue	800EP-LSL26	★ ◆	800ES-LSL26	★ ◆	800EP-LSR26	★ ◆	800ES-LSR26	★ ◆
transparent	800EP-LSL27	★ ◆	800ES-LSL27	★ ◆	800EP-LSR27	★ ◆	800ES-LSR27	★ ◆
no knob	800EP-LSL29	★	①		800EP-LSR29	★	①	

① Use plastic operator EP


Options	Cat. No. Extension	Description	Ordering Example
★ Packaging unit	No entry -BP	Individual packaging Package of 10 pieces	800EP-LSM21 800EP-LSM21-BP
◆ Metal operator	800EB... 800EM...	Bulletin 800E push buttons are also available in metal. Please replace the Cat. No. as follows: Black anodised front ring 800EB... instead of 800EP... Shiny metal front ring 800EM... instead of 800ES...	800EB-LSM21 800EM-LSM21



Pre-Assembled Back-of-Panel Components Latch Included (for Plastic and Metal Operators)

Contact Block and Lamp Element	Cat. No.
	800E-3DL0X10
	800E-3DL0X01
	800E-3DL0X11
	800E-3DL0X20

Note: Please order incandescent lamps or LEDs separately, see page 11-97.
To order additional contact blocks, see pages 11-78 – 11-81.



illumin
Pre-

Sing
Pack

Knc

whit
gree
red
yell
blue
trans
no k

Sing
Pac

Kn

whit
gree
red
yell
blue
tran
no l

①

Op

★


◆

Pr

Control and Indicating Units

Product Selection: Front Elements — Round

Illuminated 2 Position Selector Switch Operators (Plastic Operator) Pre-Assembled Front Elements



Single Package	Lever, Maintained 60°				Lever, Maintained 90°			
	Black Plastic Front Ring		Shiny Metal Front Ring		Black Plastic Front Ring		Shiny Metal Front Ring	
Knob Colour	Cat. No.	Opt.	Cat. No.	Opt.	Cat. No.	Opt.	Cat. No.	Opt.
white	800EP-LHM21	★ ◆	800ES-LHM21	★ ◆	800EP-LHN21	★ ◆	800ES-LHN21	★ ◆
green	800EP-LHM23	★ ◆	800ES-LHM23	★ ◆	800EP-LHN23	★ ◆	800ES-LHN23	★ ◆
red	800EP-LHM24	★ ◆	800ES-LHM24	★ ◆	800EP-LHN24	★ ◆	800ES-LHN24	★ ◆
yellow	800EP-LHM25	★ ◆	800ES-LHM25	★ ◆	800EP-LHN25	★ ◆	800ES-LHN25	★ ◆
blue	800EP-LHM26	★ ◆	800ES-LHM26	★ ◆	800EP-LHN26	★ ◆	800ES-LHN26	★ ◆
transparent	800EP-LHM27	★ ◆	800ES-LHM27	★ ◆	800EP-LHN27	★ ◆	800ES-LHN27	★ ◆
no knob	800EP-LSM29	★	❶		800EP-LSN29	★	❶	

Single Package	Lever, Spring Return from Left 60°				Lever, Spring Return from Right 60°			
	Black Plastic Front Ring		Shiny Metal Front Ring		Black Plastic Front Ring		Shiny Metal Front Ring	
Knob Colour	Cat. No.	Opt.	Cat. No.	Opt.	Cat. No.	Opt.	Cat. No.	Opt.
white	800EP-LHL21	★ ◆	800ES-LHL21	★ ◆	800EP-LHR21	★ ◆	800ES-LHR21	★ ◆
green	800EP-LHL23	★ ◆	800ES-LHL23	★ ◆	800EP-LHR23	★ ◆	800ES-LHR23	★ ◆
red	800EP-LHL24	★ ◆	800ES-LHL24	★ ◆	800EP-LHR24	★ ◆	800ES-LHR24	★ ◆
yellow	800EP-LHL25	★ ◆	800ES-LHL25	★ ◆	800EP-LHR25	★ ◆	800ES-LHR25	★ ◆
blue	800EP-LHL26	★ ◆	800ES-LHL26	★ ◆	800EP-LHR26	★ ◆	800ES-LHR26	★ ◆
transparent	800EP-LHL27	★ ◆	800ES-LHL27	★ ◆	800EP-LHR27	★ ◆	800ES-LHR27	★ ◆
no knob	800EP-LSL29	★	❶		800EP-LSR29	★	❶	

❶ Use plastic operator EP

Options	Cat. No. Extension	Description	Ordering Example
★ Packaging unit	No entry -BP	Individual packaging Package of 10 pieces	800EP-LHM21 800EP-LHM21-BP
◆ Metal operator		Bulletin 800E push buttons are also available in metal. Please replace the Cat. No. as follows:	
- with black anodised front ring	800EB...	Black anodised front ring 800EB... instead of 800EP...	800EB-LHM21
- with shiny metal front ring	800EM...	Shiny metal front ring 800EM... instead of 800ES...	800EM-LHM21



Pre-Assembled Back-of-Panel Components Latch Included (for Plastic and Metal Operators)




Contact Block and Lamp Element	Cat. No.
	800E-3DL0X10
	800E-3DL0X01
	800E-3DL0X11
	800E-3DL0X20

Note: Please order incandescent lamps or LEDs separately, see page 11-97.
To order additional contact blocks, see pages 11-78 – 11-81.

Bulletin 800E
Control and Indicating Units
 Product Selection: Front Elements — Round

Illuminated 3 Position Selector Switch Operators (Plastic Operator)
 Pre-Assembled Front Elements



Single Package	Standard Knob, Maintained 60°				Standard Knob, Spring Return from Left 60°			
	Black Plastic Front Ring		Shiny Metal Front Ring		Black Plastic Front Ring		Shiny Metal Front Ring	
Knob Colour	Cat. No.	Opt.	Cat. No.	Opt.	Cat. No.	Opt.	Cat. No.	Opt.
white	800EP-LSM31	★ ◆	800ES-LSM31	★ ◆	800EP-LSL31	★ ◆	800ES-LSL31	★ ◆
green	800EP-LSM33	★ ◆	800ES-LSM33	★ ◆	800EP-LSL33	★ ◆	800ES-LSL33	★ ◆
red	800EP-LSM34	★ ◆	800ES-LSM34	★ ◆	800EP-LSL34	★ ◆	800ES-LSL34	★ ◆
yellow	800EP-LSM35	★ ◆	800ES-LSM35	★ ◆	800EP-LSL35	★ ◆	800ES-LSL35	★ ◆
blue	800EP-LSM36	★ ◆	800ES-LSM36	★ ◆	800EP-LSL36	★ ◆	800ES-LSL36	★ ◆
transparent	800EP-LSM37	★ ◆	800ES-LSM37	★ ◆	800EP-LSL37	★ ◆	800ES-LSL37	★ ◆
no knob	800EP-LSM39	★	①		800EP-LSL39	★	①	

Single Package	Standard Knob, Spring Return from Right 60°				Standard Knob, Spring Return from Right and Left 60°			
	Black Plastic Front Ring		Shiny Metal Front Ring		Black Plastic Front Ring		Shiny Metal Front Ring	
Knob Colour	Cat. No.	Opt.	Cat. No.	Opt.	Cat. No.	Opt.	Cat. No.	Opt.
white	800EP-LSR31	★ ◆	800ES-LSR31	★ ◆	800EP-LSB31	★ ◆	800ES-LSB31	★ ◆
green	800EP-LSR33	★ ◆	800ES-LSR33	★ ◆	800EP-LSB33	★ ◆	800ES-LSB33	★ ◆
red	800EP-LSR34	★ ◆	800ES-LSR34	★ ◆	800EP-LSB34	★ ◆	800ES-LSB34	★ ◆
yellow	800EP-LSR35	★ ◆	800ES-LSR35	★ ◆	800EP-LSB35	★ ◆	800ES-LSB35	★ ◆
blue	800EP-LSR36	★ ◆	800ES-LSR36	★ ◆	800EP-LSB36	★ ◆	800ES-LSB36	★ ◆
transparent	800EP-LSR37	★ ◆	800ES-LSR37	★ ◆	800EP-LSB37	★ ◆	800ES-LSB37	★ ◆
no knob	800EP-LSR39	★	①		800EP-LSB39	★	①	

① Use plastic operator EP

Options	Cat. No. Extension	Description	Ordering Example
★ Packaging unit	No entry -BP	Individual packaging Package of 10 pieces	800EP-LSM31 800EP-LSM31-BP
◆ Metal operator - with black anodised front ring - with shiny metal front ring	800EB... 800EM...	Bulletin 800E push buttons are also available in metal. Please replace the Cat. No. as follows: Black anodised front ring 800EB... instead of 800EP... Shiny metal front ring 800EM... instead of 800ES...	800EB-LSM31 800EM-LSM31



Pre-Assembled Back-of-Panel Components Latch Included (for Plastic and Metal Operators)

Contact Block and Lamp Element	Cat. No.
	800E-3DL0X10
	800E-3DL0X01
	800E-3DL0X11
	800E-3DL0X20

Note: Please order incandescent lamps or LEDs separately, see page 11-97.
 To order additional contact blocks, see pages 11-78 – 11-81.



Control and Indicating Units

Product Selection: Front Elements — Round

Illuminated 3 Position Selector Switch Operators (Plastic Operator)

Pre-Assembled Front Elements



Single Package	Lever, Maintained 60°				Lever, Spring Return from Left 60°			
	Black Plastic Front Ring		Shiny Metal Front Ring		Black Plastic Front Ring		Shiny Metal Front Ring	
	Cat. No.	Opt.	Cat. No.	Opt.	Cat. No.	Opt.	Cat. No.	Opt.
white	800EP-LHM31	★◆	800ES-LHM31	★◆	800EP-LHL31	★◆	800ES-LHL31	★◆
green	800EP-LHM33	★◆	800ES-LHM33	★◆	800EP-LHL33	★◆	800ES-LHL33	★◆
red	800EP-LHM34	★◆	800ES-LHM34	★◆	800EP-LHL34	★◆	800ES-LHL34	★◆
yellow	800EP-LHM35	★◆	800ES-LHM35	★◆	800EP-LHL35	★◆	800ES-LHL35	★◆
blue	800EP-LHM36	★◆	800ES-LHM36	★◆	800EP-LHL36	★◆	800ES-LHL36	★◆
transparent	800EP-LHM37	★◆	800ES-LHM37	★◆	800EP-LHL37	★◆	800ES-LHL37	★◆
no knob	800EP-LSM39	★	①		800EP-LSL39	★	①	

Single Package	Lever, Spring Return from Right 60°				Lever, Spring Return from Right and Left 60°			
	Black Plastic Front Ring		Shiny Metal Front Ring		Black Plastic Front Ring		Shiny Metal Front Ring	
	Cat. No.	Opt.	Cat. No.	Opt.	Cat. No.	Opt.	Cat. No.	Opt.
white	800EP-LHR31	★◆	800ES-LHR31	★◆	800EP-LHB31	★◆	800ES-LHB31	★◆
green	800EP-LHR33	★◆	800ES-LHR33	★◆	800EP-LHB33	★◆	800ES-LHB33	★◆
red	800EP-LHR34	★◆	800ES-LHR34	★◆	800EP-LHB34	★◆	800ES-LHB34	★◆
yellow	800EP-LHR35	★◆	800ES-LHR35	★◆	800EP-LHB35	★◆	800ES-LHB35	★◆
blue	800EP-LHR36	★◆	800ES-LHR36	★◆	800EP-LHB36	★◆	800ES-LHB36	★◆
transparent	800EP-LHR37	★◆	800ES-LHR37	★◆	800EP-LHB37	★◆	800ES-LHB37	★◆
no knob	800EP-LSR39	★	①		800EP-LSB39	★	①	

① Use plastic operator EP

Options	Cat. No. Extension	Description	Ordering Example
★ Packaging unit	No entry -BP	Individual packaging Package of 10 pieces	800EP-LHM31 800EP-LHM31-BP
◆ Metal operator		Bulletin 800E push buttons are also available in metal. Please replace the Cat. No. as follows:	
- with black anodised front ring	800EB...	Black anodised front ring 800EB... instead of 800EP...	800EB-LHM31
- with shiny metal front ring	800EM...	Shiny metal front ring 800EM... instead of 800ES...	800EM-LHM31



Pre-Assembled Back-of-Panel Components Latch Included (for Plastic and Metal Operators)



Contact Block and Lamp Element	Cat. No.
	800E-3DL0X10
	800E-3DL0X01
	800E-3DL0X11
	800E-3DL0X20

Note: Please order incandescent lamps or LEDs separately, see page 11-97.
To order additional contact blocks, see pages 11-78 – 11-81.



Control and Indicating Units



Product Selection: Front Elements — Round

Illuminated 4 Position Selector Switch Operators (Plastic Operator)

Pre-Assembled Front Elements



Single Package	Standard Knob, Maintained 				Standard Knob, Spring Return from Left 			
	Black Plastic Front Ring		Shiny Metal Front Ring		Black Plastic Front Ring		Shiny Metal Front Ring	
Knob Colour	Cat. No.	Opt.	Cat. No.	Opt.	Cat. No.	Opt.	Cat. No.	Opt.
white	800EP-LSM41	★ ◆	800ES-LSM41	★ ◆	800EP-LSL41	★ ◆	800ES-LSL41	★ ◆
green	800EP-LSM43	★ ◆	800ES-LSM43	★ ◆	800EP-LSL43	★ ◆	800ES-LSL43	★ ◆
red	800EP-LSM44	★ ◆	800ES-LSM44	★ ◆	800EP-LSL44	★ ◆	800ES-LSL44	★ ◆
yellow	800EP-LSM45	★ ◆	800ES-LSM45	★ ◆	800EP-LSL45	★ ◆	800ES-LSL45	★ ◆
blue	800EP-LSM46	★ ◆	800ES-LSM46	★ ◆	800EP-LSL46	★ ◆	800ES-LSL46	★ ◆
transparent	800EP-LSM47	★ ◆	800ES-LSM47	★ ◆	800EP-LSL47	★ ◆	800ES-LSL47	★ ◆
no knob	800EP-LSM49	★	①		800EP-LSL49	★	①	

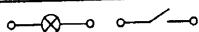
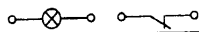


Single Package	Standard Knob, Spring Return from Right 				Standard Knob, Spring Return from Right and Left 			
	Black Plastic Front Ring		Shiny Metal Front Ring		Black Plastic Front Ring		Shiny Metal Front Ring	
Knob Colour	Cat. No.	Opt.	Cat. No.	Opt.	Cat. No.	Opt.	Cat. No.	Opt.
white	800EP-LSR41	★ ◆	800ES-LSR41	★ ◆	800EP-LSB41	★ ◆	800ES-LSB41	★ ◆
green	800EP-LSR43	★ ◆	800ES-LSR43	★ ◆	800EP-LSB43	★ ◆	800ES-LSB43	★ ◆
red	800EP-LSR44	★ ◆	800ES-LSR44	★ ◆	800EP-LSB44	★ ◆	800ES-LSB44	★ ◆
yellow	800EP-LSR45	★ ◆	800ES-LSR45	★ ◆	800EP-LSB45	★ ◆	800ES-LSB45	★ ◆
blue	800EP-LSR46	★ ◆	800ES-LSR46	★ ◆	800EP-LSB46	★ ◆	800ES-LSB46	★ ◆
transparent	800EP-LSR47	★ ◆	800ES-LSR47	★ ◆	800EP-LSB47	★ ◆	800ES-LSB47	★ ◆
no knob	800EP-LSR49	★	①		800EP-LSB49	★	①	

① Use plastic operator EP

Options	Cat. No. Extension	Description	Ordering Example
★ Packaging unit	No entry -BP	Individual packaging Package of 10 pieces	800EP-LSM41 800EP-LSM41-BP
◆ Metal operator - with black anodised front ring - with shiny metal front ring	800EB... 800EM...	Bulletin 800E push buttons are also available in metal. Please replace the Cat. No. as follows: Black anodised front ring 800EB... instead of 800EP... Shiny metal front ring 800EM... instead of 800ES...	800EB-LSM41 800EM-LSM41






Pre-Assembled Back-of-Panel Components Latch Included (for Plastic and Metal Operators)



Contact Block and Lamp Element	Cat. No.
	800E-3DL0X10
	800E-3DL0X01
	800E-3DL0X11
	800E-3DL0X20

Note: Please order incandescent lamps or LEDs separately, see page 11-97.
To order additional contact blocks, see pages 11-7 – 11-81.

Illuminated 4 Position Selector Switch Operators (Plastic Operator)
Pre-Assembled Front Elements



Single Package	Lever, Maintained 				Lever, Spring Return from Left 			
	Black Plastic Front Ring		Shiny Metal Front Ring		Black Plastic Front Ring		Shiny Metal Front Ring	
Knob Colour	Cat. No.	Opt.	Cat. No.	Opt.	Cat. No.	Opt.	Cat. No.	Opt.
white	800EP-LHM41	★ ◆	800ES-LHM41	★ ◆	800EP-LHL41	★ ◆	800ES-LHL41	★ ◆
green	800EP-LHM43	★ ◆	800ES-LHM43	★ ◆	800EP-LHL43	★ ◆	800ES-LHL43	★ ◆
red	800EP-LHM44	★ ◆	800ES-LHM44	★ ◆	800EP-LHL44	★ ◆	800ES-LHL44	★ ◆
yellow	800EP-LHM45	★ ◆	800ES-LHM45	★ ◆	800EP-LHL45	★ ◆	800ES-LHL45	★ ◆
blue	800EP-LHM46	★ ◆	800ES-LHM46	★ ◆	800EP-LHL46	★ ◆	800ES-LHL46	★ ◆
transparent	800EP-LHM47	★ ◆	800ES-LHM47	★ ◆	800EP-LHL47	★ ◆	800ES-LHL47	★ ◆
no knob	800EP-LSM49	★	①		800EP-LSL49	★	①	

Single Package	Lever, Spring Return from Right 				Lever, Spring Return from Right and Left 			
	Black Plastic Front Ring		Shiny Metal Front Ring		Black Plastic Front Ring		Shiny Metal Front Ring	
Knob Colour	Cat. No.	Opt.	Cat. No.	Opt.	Cat. No.	Opt.	Cat. No.	Opt.
white	800EP-LHR41	★ ◆	800ES-LHR41	★ ◆	800EP-LHB41	★ ◆	800ES-LHB41	★ ◆
green	800EP-LHR43	★ ◆	800ES-LHR43	★ ◆	800EP-LHB43	★ ◆	800ES-LHB43	★ ◆
red	800EP-LHR44	★ ◆	800ES-LHR44	★ ◆	800EP-LHB44	★ ◆	800ES-LHB44	★ ◆
yellow	800EP-LHR45	★ ◆	800ES-LHR45	★ ◆	800EP-LHB45	★ ◆	800ES-LHB45	★ ◆
blue	800EP-LHR46	★ ◆	800ES-LHR46	★ ◆	800EP-LHB46	★ ◆	800ES-LHB46	★ ◆
transparent	800EP-LHR47	★ ◆	800ES-LHR47	★ ◆	800EP-LHB47	★ ◆	800ES-LHB47	★ ◆
no knob	800EP-LSR49	★	①		800EP-LSB49	★	①	

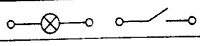
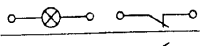
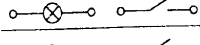
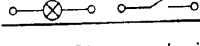
① Use plastic operator EP

Options	Cat. No. Extension	Description	Ordering Example
★ Packaging unit	No entry -BP	Individual packaging Package of 10 pieces	800EP-LHM41 800EP-LHM41-BP
◆ Metal operator	800EB... 800EM...	Bulletin 800E push buttons are also available in metal. Please replace the Cat. No. as follows: Black anodised front ring 800EB... instead of 800EP... Shiny metal front ring 800EM... instead of 800ES...	800EB-LHM41 800EM-LHM41



Pre-Assembled Back-of-Panel Components Latch Included (for Plastic and Metal Operators)



Contact Block and Lamp Element	Cat. No.
	800E-3DL0X10
	800E-3DL0X01
	800E-3DL0X11
	800E-3DL0X20

Note: Please order incandescent lamps or LEDs separately, see page 11-97.
To order additional contact blocks, see pages 11-78 - 11-81.

Bulletin 800E
Control and Indicating Units
Product Selection: Front Elements — Round

Key Operated 2 Position Selector Switch Operator (Plastic Operator)

Pre-Assembled Front Elements



Single Package	Key Lock "Ronis", Maintained 60°				Key Lock "Ronis", Maintained 90°			
	Black Plastic Front Ring		Shiny Metal Front Ring		Black Plastic Front Ring		Shiny Metal Front Ring	
Key Removal Position	Cat. No.	Opt.	Cat. No.	Opt.	Cat. No.	Opt.	Cat. No.	Opt.
left	800EP-KM2R1	⊗ ★ ◆	800ES-KM2R1	⊗ ★ ◆	800EP-KN2R1	⊗ ★ ◆	800ES-KN2R1	⊗ ★ ◆
right	800EP-KM2R2	⊗ ★ ◆	800ES-KM2R2	⊗ ★ ◆	800EP-KN2R2	⊗ ★ ◆	800ES-KN2R2	⊗ ★ ◆
both	800EP-KM2R3	⊗ ★ ◆	800ES-KM2R3	⊗ ★ ◆	800EP-KN2R3	⊗ ★ ◆	800ES-KN2R3	⊗ ★ ◆


Single Package	Key Lock "Ronis", Spring Return from Left 60°				Key Lock "Ronis", Spring Return from Right 60°			
	Black Plastic Front Ring		Shiny Metal Front Ring		Black Plastic Front Ring		Shiny Metal Front Ring	
Key Removal Position	Cat. No.	Opt.	Cat. No.	Opt.	Cat. No.	Opt.	Cat. No.	Opt.
left	—		—		800EP-KR2R1	⊗ ★ ◆	800ES-KR2R1	⊗ ★ ◆
right	800EP-KL2R2	⊗ ★ ◆	800ES-KL2R2	⊗ ★ ◆	—		—	

Options	Cat. No. Extension	Description	Ordering Example
★ Packaging unit	No entry -BP	Individual packaging Package of 10 pieces	800EP-KM2R1 800EP-KM2R1-BP
◆ Metal operator - with black anodised front ring - with shiny metal front ring	800EB... 800EM...	Bulletin 800E push buttons are also available in metal. Please replace the Cat. No. as follows: Black anodised front ring 800EB... instead of 800EP... Shiny metal front ring 800EM... instead of 800ES...	800EB-KM2R1 800EM-KM2R1
⊗ Optional key lock numbers	No entry 01R – 06R/27R – 33R	Standard cylinder 13 different cylinders available, see page 11-99	800EP-KM2R1 800EP-KM2R106R



Pre-Assembled Back-of-Panel Components Latch Included (for Plastic and Metal Operators)


11



Contact Block	Cat. No.
	800E-3LX10
	800E-3LX01
	800E-3LX11
	800E-3LX20

Note: To order additional contact blocks, see pages 11-78 – 11-81.

Key Operated 2 Position Selector Switch Operator (Plastic Operator)
 Pre-Assembled Front Elements




Single Package	Key Lock "Zadi", Maintained 60°				Key Lock "Zadi", Maintained 90°			
	Black Plastic Front Ring		Shiny Metal Front Ring		Black Plastic Front Ring		Shiny Metal Front Ring	
Key Removal Position	Cat. No.	Opt.	Cat. No.	Opt.	Cat. No.	Opt.	Cat. No.	Opt.
left	800EP-KM2Z1	⊗ ★ ◆	800ES-KM2Z1	⊗ ★ ◆	800EP-KN2Z1	⊗ ★ ◆	800ES-KN2Z1	⊗ ★ ◆
right	800EP-KM2Z2	⊗ ★ ◆	800ES-KM2Z2	⊗ ★ ◆	800EP-KN2Z2	⊗ ★ ◆	800ES-KN2Z2	⊗ ★ ◆
both	800EP-KM2Z3	⊗ ★ ◆	800ES-KM2Z3	⊗ ★ ◆	800EP-KN2Z3	⊗ ★ ◆	800ES-KN2Z3	⊗ ★ ◆

Single Package	Key Lock "Zadi", Spring Return from Left 60°				Key Lock "Zadi", Spring Return from Right 60°			
	Black Plastic Front Ring		Shiny Metal Front Ring		Black Plastic Front Ring		Shiny Metal Front Ring	
Key Removal Position	Cat. No.	Opt.	Cat. No.	Opt.	Cat. No.	Opt.	Cat. No.	Opt.
left	—		—		800EP-KR2Z1	⊗ ★ ◆	800ES-KR2Z1	⊗ ★ ◆
right	800EP-KL2Z2	⊗ ★ ◆	800ES-KL2Z2	⊗ ★ ◆	—		—	

Options	Cat. No. Extension	Description	Ordering Example
★ Packaging unit	No entry -BP	Individual packaging Package of 10 pieces	800EP-KM2Z1 800EP-KM2Z1-BP
◆ Metal operator	800EB... 800EM...	Bulletin 800E push buttons are also available in metal. Please replace the Cat. No. as follows: Black anodised front ring 800EB... instead of 800EP... Shiny metal front ring 800EM... instead of 800ES...	800EB-KM2Z1 800EM-KM2Z1
⊗ Optional key lock numbers	No entry 01Z - 14Z	Standard cylinder 14 different cylinders available, see page 11-99	800EP-KM2Z1 800EP-KM2Z108Z



Pre-Assembled Back-of-Panel Components Latch Included (for Plastic and Metal Operators)



Contact Block	Cat. No.
	800E-3LX10
	800E-3LX01
	800E-3LX11
	800E-3LX20


Note: To order additional contact blocks, see pages 11-78 - 11-81.



Control and Indicating Units



Product Selection: Front Elements — Round

Key Operated 3 Position Selector Switch Operator (Plastic Operator)

Pre-Assembled Front Elements




Single Package	Key Lock "Ronis", Maintained 60° 				Key Lock "Ronis", Spring Return from Right 60° 			
	Black Plastic Front Ring		Shiny Metal Front Ring		Black Plastic Front Ring		Shiny Metal Front Ring	
Key Removal Position	Cat. No.	Opt.	Cat. No.	Opt.	Cat. No.	Opt.	Cat. No.	Opt.
left	800EP-KM3R1	⊗ ☆ ◆	800ES-KM3R1	⊗ ☆ ◆	800EP-KR3R1	⊗ ☆ ◆	800ES-KR3R1	⊗ ☆ ◆
right	800EP-KM3R2	⊗ ☆ ◆	800ES-KM3R2	⊗ ☆ ◆	—	—	—	—
all	800EP-KM3R3	⊗ ☆ ◆	800ES-KM3R3	⊗ ☆ ◆	—	—	—	—
center	800EP-KM3R4	⊗ ☆ ◆	800ES-KM3R4	⊗ ☆ ◆	800EP-KR3R4	⊗ ☆ ◆	800ES-KR3R4	⊗ ☆ ◆
left + center	800EP-KM3R5	⊗ ☆ ◆	800ES-KM3R5	⊗ ☆ ◆	800EP-KR3R5	⊗ ☆ ◆	800ES-KR3R5	⊗ ☆ ◆
left + right	800EP-KM3R6	⊗ ☆ ◆	800ES-KM3R6	⊗ ☆ ◆	—	—	—	—
center + right	800EP-KM3R7	⊗ ☆ ◆	800ES-KM3R7	⊗ ☆ ◆	—	—	—	—



Single Package	Key Lock "Ronis", Spring Return from Left 60° 				Key Lock "Ronis", Spring Return from Both 60° 			
	Black Plastic Front Ring		Shiny Metal Front Ring		Black Plastic Front Ring		Shiny Metal Front Ring	
Key Removal Position	Cat. No.	Opt.	Cat. No.	Opt.	Cat. No.	Opt.	Cat. No.	Opt.
right	800EP-KL3R2	⊗ ☆ ◆	800ES-KL3R2	⊗ ☆ ◆	—	—	—	—
center	800EP-KL3R4	⊗ ☆ ◆	800ES-KL3R4	⊗ ☆ ◆	800EP-KB3R4	⊗ ☆ ◆	800ES-KB3R4	⊗ ☆ ◆
center + right	800EP-KL3R7	⊗ ☆ ◆	800ES-KL3R7	⊗ ☆ ◆	—	—	—	—

Options	Cat. No. Extension	Description	Ordering Example
☆ Packaging unit	No entry -BP	Individual packaging Package of 10 pieces	800EP-KM3R1 800EP-KM3R1-BP
◆ Metal operator	800EB... 800EM...	Bulletin 800E push buttons are also available in metal. Please replace the Cat. No. as follows: Black anodised front ring 800EB... instead of 800EP... Shiny metal front ring 800EM... instead of 800ES...	800EB-KM3R1 800EM-KM3R1
⊗ Optional key lock numbers	No entry 01R – 16R/27R – 33R	Standard cylinder 13 different cylinders available, see page 11-99	800EP-KM3R1 800EP-KM3R106R




Pre-Assembled Back-of-Panel Components Latch Included (for Plastic and Metal Operators)







Contact Block	Cat. No.
	800E-3LX11
	800E-3LX20

Note: To order additional contact blocks, see pages 11-78 – 11-81.

Key Operated 3 Position Selector Switch Operator (Plastic Operator)
 Pre-Assembled Front Elements




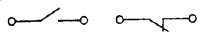
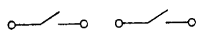
Single Package	Key Lock "Zadi", Maintained 60° 				Key Lock "Zadi", Spring Return from Right 60° 			
Key Removal Position	Black Plastic Front Ring		Shiny Metal Front Ring		Black Plastic Front Ring		Shiny Metal Front Ring	
	Cat. No.	Opt.	Cat. No.	Opt.	Cat. No.	Opt.	Cat. No.	Opt.
left	800EP-KM3Z1	⊗ ★ ◆	800ES-KM3Z1	⊗ ★ ◆	800EP-KR3Z1	⊗ ★ ◆	800ES-KR3Z1	⊗ ★ ◆
right	800EP-KM3Z2	⊗ ★ ◆	800ES-KM3Z2	⊗ ★ ◆	—	—	—	—
all	800EP-KM3Z3	⊗ ★ ◆	800ES-KM3Z3	⊗ ★ ◆	—	—	—	—
center	800EP-KM3Z4	⊗ ★ ◆	800ES-KM3Z4	⊗ ★ ◆	800EP-KR3Z4	⊗ ★ ◆	800ES-KR3Z4	⊗ ★ ◆
left + center	800EP-KM3Z5	⊗ ★ ◆	800ES-KM3Z5	⊗ ★ ◆	800EP-KR3Z5	⊗ ★ ◆	800ES-KR3Z5	⊗ ★ ◆
left + right	800EP-KM3Z6	⊗ ★ ◆	800ES-KM3Z6	⊗ ★ ◆	—	—	—	—
center + right	800EP-KM3Z7	⊗ ★ ◆	800ES-KM3Z7	⊗ ★ ◆	—	—	—	—

Single Package	Key Lock "Zadi", Spring Return from Left 60° 				Key Lock "Zadi", Spring Return from Both 60° 			
Key Removal Position	Black Plastic Front Ring		Shiny Metal Front Ring		Black Plastic Front Ring		Shiny Metal Front Ring	
	Cat. No.	Opt.	Cat. No.	Opt.	Cat. No.	Opt.	Cat. No.	Opt.
right	800EP-KL3Z2	⊗ ★ ◆	800ES-KL3Z2	⊗ ★ ◆	—	—	—	—
center	800EP-KL3Z4	⊗ ★ ◆	800ES-KL3Z4	⊗ ★ ◆	800EP-KB3Z4	⊗ ★ ◆	800ES-KB3Z4	⊗ ★ ◆
center + right	800EP-KL3Z7	⊗ ★ ◆	800ES-KL3Z7	⊗ ★ ◆	—	—	—	—

Options	Cat. No. Extension	Description	Ordering Example
★ Packaging unit	No entry -BP	Individual packaging Package of 10 pieces	800EP-KM3Z1 800EP-KM3Z1-BP
◆ Metal operator	800EB... 800EM...	Bulletin 800E push buttons are also available in metal. Please replace the Cat. No. as follows: Black anodised front ring 800EB... instead of 800EP... Shiny metal front ring 800EM... instead of 800ES...	800EB-KM3Z1 800EM-KM3Z1
⊗ Optional key lock numbers	No entry 01Z - 14Z	Standard cylinder 14 different cylinders available, see page 11-99	800EP-KM3Z1 800EP-KM3Z108Z

Pre-Assembled Back-of-Panel Components Latch Included (for Plastic and Metal Operators)



Contact Block	Cat. No.
	800E-3LX11
	800E-3LX20


Note: To order additional contact blocks, see pages 11-78 - 11-81.

Control and Indicating Units

Product Selection: Front Elements — Round

Non-Illuminated Selector Jog Operator (Plastic Operator)

Pre-Assembled Front Elements



Single Package	Flush			
	Black Plastic Front Ring		Shiny Metal Front Ring	
	Cat. No.	Opt.	Cat. No.	Opt.
white	800EP-SJ21	◆	800ES-SJ21	◆
black	800EP-SJ22	◆	800ES-SJ22	◆
green	800EP-SJ23	◆	800ES-SJ23	◆
red	800EP-SJ24	◆	800ES-SJ24	◆
yellow	800EP-SJ25	◆	800ES-SJ25	◆
blue	800EP-SJ26	◆	800ES-SJ26	◆

Options	Cat. No. Extension	Description	Ordering Example
◆ Metal operator - with black anodised front ring - with shiny metal front ring	800EB... 800EM...	Bulletin 800E push buttons are also available in metal. Please replace the Cat. No. as follows: Black anodised front ring 800EB... instead of 800EP... Shiny metal front ring 800EM... instead of 800ES...	800EB-SJ21 800EM-SJ21



Pre-Assembled Back-of-Panel Components Latch Included (for Plastic and Metal Operators)


11



Contact Block	Cat. No.
	800E-3LX10
	800E-3LX01
	800E-3LX11
	800E-3LX20


Note: To order additional contact blocks, see pages 11-78 – 11-81.

Wobble Stick Operators
 Pre-Assembled Front Elements



Single Package	Standard	
	Plastic Operator	Metal Operator
Handle	Cat. No.	Cat. No.
red plastic	800EP-W4	800EM-W4
shiny aluminum	—	800EM-W8

Joy Stick Operators (Metal Operator Only)
 Pre-Assembled Front Elements



Single Package	Standard	
	Without Latch	With Latch
Type	Cat. No.	Cat. No.
2 position maintained	800EM-JM2	800EM-JLM2
2 position momentary	800EM-JR2	800EM-JLR2
4 position maintained	800EM-JM4	800EM-JLM4
4 position momentary	800EM-JR4	800EM-JLR4


Available Table

Contact Block	Position on Contact Block	2 Positions				4 Positions					
N.O.		Level 1	left	O	O	X	X	O	O	O	O
N.O.		right	X	O	O	O	X	O	O	O	O
N.C.		Level 2	left	X	O	O	O	O	O	X	O
N.C.		right	O	O	X	O	O	O	O	O	X

Note: X = enclosed/O = open



Pre-Assembled Back-of-Panel Components Latch Included (for Plastic and Metal Operators)



Contact Block	Cat. No.
	800E-3LX10
	800E-3LX01
	800E-3LX11
	800E-3LX20


Note: To order additional contact blocks, see pages 11-78 – 11-81.

Control and Indicating Units

Product Selection: Front Elements — Round

Non-Illuminated Reset Operators (Plastic Operator)

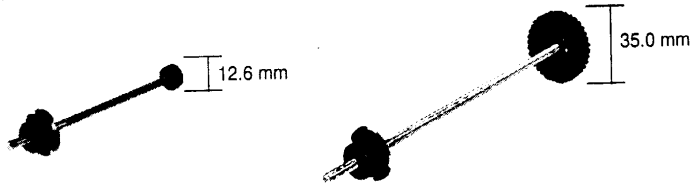
Pre-Assembled Front Elements



Single Package		Flush			
Colour	Text	Black Plastic Front Ring		Shiny Metal Front Ring	
		Cat. No.	Opt.	Cat. No.	Opt.
red	RESET	800EP-R407W	◆	800ES-R407W	◆
blue	RESET	800EP-R607W	◆	800ES-R607W	◆
blue	R	800EP-R611W	◆	800ES-R611W	◆
no cap		800EP-R9	★ ◆	800ES-R9	★ ◆



Reset Rods



Rod Lengths [mm]	Adjustable Length [mm]	Reset Rod with Reset Plate Ø 12.6 mm	Reset Rod with Reset Plate Ø 35 mm
		Cat. No.	Cat. No.
36	34 – 52	800E-ATR01	800E-ATRL01
51	50 – 67	800E-ATR02	800E-ATRL02
66	65 – 83	800E-ATR03	800E-ATRL03
81	80 – 98	800E-ATR04	800E-ATRL04
97	95 – 113	800E-ATR05	800E-ATRL05
112	110 – 128	800E-ATR06	800E-ATRL06
127	126 – 144	800E-ATR07	800E-ATRL07
142	141 – 159	800E-ATR08	800E-ATRL08
312	34 – 326 ①	800E-ATR19	800E-ATRL19

① Detachable rods available in any length (thread continuous)

Options	Cat. No. Extension	Description	Ordering Example
★ Packaging unit	No entry -BP	Individual packaging Package of 10 pieces	800EP-R9 800EP-R9-BP
◆ Metal operator - with black anodised front ring - with shiny metal front ring	800EB... 800EM...	Bulletin 800E push buttons are also available in metal. Please replace the Cat. No. as follows: Black anodised front ring 800EB... instead of 800EP... Shiny metal front ring 800EM... instead of 800ES...	800EB-R407W 800EM-R407W

Non-Illuminated Multi-Function Operators (Plastic Only)
 Pre-Assembled Front Elements



Single Package			Non-Illuminated		
Position C	Position B		Position A	Black Front Ring	
Cap	Cap	Text	Cap	Cat. No.	Opt.
blank	Blank cap		blank	800EP-U2X	★
blank	red extended	—	blank	800EP-U3X00	★
blank	red extended	O	blank	800EP-U3X01	★
blank	red extended	STOP	blank	800EP-U3X03	★
blank	black extended	—	blank	800EP-U3E00	★
blank	black extended	O	blank	800EP-U3E01	★
blank	black extended	STOP	blank	800EP-U3E03	★

Note: Legend colour caps, see page 11-112.

Illuminated Multi-Function Operators (Plastic Only)



Single Package			Illuminated		
Position C	Position B		Position A	Black Front Ring	
Cap	Cap	Text	Cap	Cat. No.	Opt.
blank	Light cap		blank	800EP-LU2X	★

Note: Legend colour caps see page 11-112

Options	Cat. No. Extension	Description	Ordering Example
★ Packaging unit	No entry -BP	Individual packaging Package of 10 pieces	800EP-U2X 800EP-U2X-BP




Pre-Assembled Back-of-Panel Components Latch Included (for Plastic and Metal Operators)

Example

BP

07W
07W



Contact Block	Cat. No.
	800E-3LX11
	800E-3LX20

Note: To order additional contact blocks, see pages 11-78 – 11-81.

Contact and Lamp Elements	Cat. No.
	800E-3DL0X11



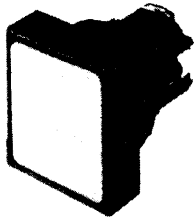
Note: Please order incandescent lamps or LEDs separately, see page 11-97.
 To order additional contact blocks, see pages 11-78 – 11-81.

Control and Indicating Units

Product Selection: Front Elements — Square

Non-Illuminated Momentary Push Buttons (Plastic Operator)

Pre-Assembled Front Elements



Single Package	Flush		Extended		Guarded	
	Black Plastic Front Ring		Black Plastic Front Ring		Black Plastic Front Ring	
	Cat. No.	Opt.	Cat. No.	Opt.	Cat. No.	Opt.
white	800EQ-F1		800EQ-E1		800EQ-G1	
black	800EQ-F2		800EQ-E2		800EQ-G2	
green	800EQ-F3		800EQ-E3		800EQ-G3	
red	800EQ-F4		800EQ-E4		800EQ-G4	
yellow	800EQ-F5		800EQ-E5		800EQ-G5	
blue	800EQ-F6		800EQ-E6		800EQ-G6	
no cap	800EQ-F9	★		①	800EQ-G9	

① Use flush operator

Options	Cat. No. Extension	Description	Ordering Example
★ Packaging Unit	No Entry -BP	Individual packaging Package of 10 pieces	800EQ-F1 800EQ-F1-BP



Pre-Assembled Back-of-Panel Components Latch Included (for Plastic and Metal Operators)

11





Contact Block	Cat. No.
	800E-3LX10
	800E-3LX01
	800E-3LX11
	800E-3LX20

Note: To order additional contact blocks, see pages 11-78 – 11-81.

Control and Indicating Units

Product Selection: Front Elements — Square

Non-Illuminated Momentary Push Buttons with Legend Text (Plastic Operator) Pre-Assembled Front Elements



Single Package		Flush with Legend Text	Extended with Legend Text
Colour	Text	Black Plastic Front Ring	Black Plastic Front Ring
		Cat. No.	Cat. No.
green white		800EQ-F306W 800EQ-F106B	—
red black	O O	800EQ-F405W 800EQ-F205W	800EQ-E405W —
green white	START START	800EQ-F301W 800EQ-F101B	— —
red black	STOP STOP	800EQ-F402W 800EQ-F202W	800EQ-E402W —
green white	ON ON	800EQ-F303W 800EQ-F103B	— —
red black	OFF OFF	800EQ-F404W 800EQ-F204W	800EQ-E404W —
white black	→ →	800EQ-F108B 800EQ-F208W	— —
white black	FORWARD FORWARD	800EQ-F109B 800EQ-F209W	800EQ-E109B 800EQ-E209W
white black	REVERSE REVERSE	800EQ-F110B 800EQ-F210W	800EQ-E110B 800EQ-E210W
black	⓪	800EQ-F219W	—
black	Ⓧ	800EQ-F220W	—
black	Ⓛ	800EQ-F221W	—

Additional legend colour caps with text or symbols, see pages 11-106 – 11-111.


B = Text and symbols in black writing

W = Text and symbols in white writing

Note: Legend colour caps supplied loose for customer installation, rotation on 90°



Pre-Assembled Back-of-Panel Components Latch Included (for Plastic and Metal Operators)



Contact Block	Cat. No.
	800E-3LX10
	800E-3LX01
	800E-3LX11
	800E-3LX20

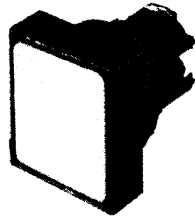
Note: To order additional contact blocks, see pages 11-78 – 11-81.

Control and Indicating Units

Product Selection: Front Elements — Square

Non-Illuminated Maintained Push Buttons (Plastic Operator)

Pre-Assembled Front Elements



Single Package	Flush	
Colour	Black Plastic Front Ring	
	Cat. No.	Opt.
white	800EQ-FA1	
black	800EQ-FA2	
green	800EQ-FA3	
red	800EQ-FA4	
yellow	800EQ-FA5	
blue	800EQ-FA6	
no cap	800EQ-FA9	★

Options	Cat. No. Extension	Description	Ordering Example
★ Packaging Unit	No Entry -BP	Individual packaging Package of 10 pieces	800EQ-FA9 800EQ-FA9-BP



Pre-Assembled Back-of-Panel Components Latch Included (for Plastic and Metal Operators)

Contact Block	Cat. No.
	800E-3LX10
	800E-3LX01
	800E-3LX11
	800E-3LX20



Note: To order additional contact blocks, see pages 11-78 – 11-81.

Control and Indicating Units

Product Selection: Front Elements — Square

Illuminated Momentary Push Buttons (Plastic Operator)

Pre-Assembled Front Elements



Single Package	Flush		Extended	
	Black Plastic Front Ring		Black Plastic Front Ring	
	Cat. No.	Opt.	Cat. No.	Opt.
green	800EQ-LF3		800EQ-LE3	
red	800EQ-LF4		800EQ-LE4	
yellow	800EQ-LF5		800EQ-LE5	
blue	800EQ-LF6		800EQ-LE6	
transparent	800EQ-LF7		800EQ-LE7	
no lens	800EQ-LF9	☆	800EQ-LE9	☆

Options	Cat. No. Extension	Description	Ordering Example
☆ Packaging Unit	No Entry -BP	Individual packaging Package of 10 pieces	800EQ-LF9 800EQ-LF9-BP

Pre-Assembled Back-of-Panel Components Latch Included (for Plastic and Metal Operators)



Contact Block and Lamp Element	Cat. No.
	800E-3DL0X10
	800E-3DL0X01
	800E-3DL0X11
	800E-3DL0X20



Note: Please order incandescent lamps or LEDs separately, see page 11-97.
To order additional contact blocks, see pages 11-78 – 11-81.

Control and Indicating Units

Product Selection: Front Elements — Square

Illuminated Momentary Push Buttons with Legend Text (Plastic Operator)

Pre-Assembled Front Elements



Single Package		Flush with Legend Text	Extended with Legend Text
Colour	Text	Black Plastic Front Ring	
		Cat. No.	Cat. No.
green	I	800EQ-LF306B	—
red	O	800EQ-LF405B	800EQ-LE405B
green	START	800EQ-LF301B	—
red	STOP	800EQ-LF402B	800EQ-LE402B
green	ON	800EQ-LF303B	—
red	OFF	800EQ-LF404B	800EQ-LE404B


Additional legend operator diffuser caps with text or symbols, see pages 11-106 – 11-111.

B = Text and symbols in black writing



Pre-Assembled Back-of-Panel Components Latch Included (for Plastic and Metal Operators)

11




Contact Block and Lamp Element	Cat. No.
	800E-3DL0X10
	800E-3DL0X01
	800E-3DL0X11
	800E-3DL0X20

Note: Please order incandescent lamps or LEDs separately, see page 11-97.
To order additional contact blocks, see pages 11-78 – 11-81.

Control and Indicating Units
 Product Selection: Front Elements — Square

Illuminated Maintained Push Buttons (Plastic Operator)

Pre-Assembled Front Elements



Single Package	Flush	
Colour	Black Plastic Front Ring	
	Cat. No.	Opt.
green	800EQ-LFA3	
red	800EQ-LFA4	
yellow	800EQ-LFA5	
blue	800EQ-LFA6	
transparent	800EQ-LFA7	
no lens	800EQ-LFA9	★

Options	Cat. No. Extension	Description	Ordering Example
★ Packaging Unit	No Entry -BP	Individual packaging Package of 10 pieces	800EQ-LFA3 800EQ-LFA3-BP

Pre-Assembled Back-of-Panel Components Latch Included (for Plastic and Metal Operators)



Contact Block and Lamp Element	Cat. No.
	800E-3DL0X10
	800E-3DL0X01
	800E-3DL0X11
	800E-3DL0X20

Note: Please order incandescent lamps or LEDs separately, see page 11-97.
 To order additional contact blocks, see pages 11-78 – 11-81.

Bulletin 800E
Control and Indicating Units
Product Selection: Front Elements — Square

Non-Illuminated Momentary Mushroom Operators (Plastic Operator)


Pre-Assembled Front Elements



Single Package	Momentary \varnothing 40 mm (Plastic Colour Cap)
Colour	Black Plastic Front Ring
	Cat. No.
white	800EQ-M1
black	800EQ-M2
green	800EQ-M3
red	800EQ-M4
yellow	800EQ-M5
blue	800EQ-M6



Pre-Assembled Back-of-Panel Components Latch Included (for Plastic and Metal Operators)




Contact Block	Cat. No.
	800E-3LX10
	800E-3LX01
	800E-3LX11
	800E-3LX20

Note: To order additional contact blocks, see pages 11-78 – 11-81.

— pil
 — Pre
 —
 — Sir
 —
 — gre
 — rec
 — ye
 — bl
 — tra
 — No
 —
 — Op
 —
 — ☆
 —

Pilot Lights (Plastic Operator)
 pre-Assembled Front Elements



Single Package	Front Elements Standard, Flush (with lens and diffuser cap)	
Colour	Cat. No.	Opt.
green	800EQ-P3	★
red	800EQ-P4	★
yellow	800EQ-P5	★
blue	800EQ-P6	★
transparent	800EQ-P7	★

Note: Additional legend operators diffuser caps with text or symbols, see pages 11-106 – 11-111.

Options	Cat. No. Extension	Description	Ordering Example
★ Packaging Unit	No Entry -BP	Individual packaging Package of 10 pieces	800EQ-P3 800EQ-P3-BP

Pre-Assembled Back-of-Panel Components Latch Included (for Plastic and Metal Operators)




Lamp Element	Cat. No.
	800E-3DL0
220V	800E-3RL22
240V	800E-3RL7



Note: Please order incandescent lamps or LEDs separately, see page 11-97.



Bulletin 800E
Control and Indicating Units
Product Selection: Front Elements — Square

Non-Illuminated 2 Position Selector Switch Operators (Plastic Operator)

Pre-Assembled Front Elements



Single Package	Standard Knob, Maintained 60° 	Standard Knob, Maintained 90° 
Knob Colour	Black Plastic Front Ring	
	Cat. No.	Opt.
white	800EQ-SM21	800EQ-SN21
black	800EQ-SM22	800EQ-SN22
green	800EQ-SM23	800EQ-SN23
red	800EQ-SM24	800EQ-SN24
yellow	800EQ-SM25	800EQ-SN25
blue	800EQ-SM26	800EQ-SN26
no knob	800EQ-SM29 *	800EQ-SN29 *

Single Package	Standard Knob, Spring Return from Left 60° 	Standard Knob, Spring Return from Right 60° 
Knob Colour	Black Plastic Front Ring	
	Cat. No.	Opt.
white	800EQ-SL21	800EQ-SR21
black	800EQ-SL22	800EQ-SR22
green	800EQ-SL23	800EQ-SR23
red	800EQ-SL24	800EQ-SR24
yellow	800EQ-SL25	800EQ-SR25
blue	800EQ-SL26	800EQ-SR26
no knob	800EQ-SL29 *	800EQ-SR29 *



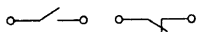

Options	Cat. No. Extension	Description	Ordering Example
☆ Packaging Unit	No Entry -BP	Individual packaging Package of 10 pieces	800EQ-SM29 800EQ-SM29-BP



Pre-Assembled Back-of-Panel Components Latch Included (for Plastic and Metal Operators)


11







Contact Block	Cat. No.
	800E-3LX10
	800E-3LX01
	800E-3LX11
	800E-3LX20

Note: To order additional contact blocks, see pages 11-78 – 11-81.

Non-Illuminated 2 Position Selector Switch Operators (Plastic Operator)
 Pre-Assembled Front Elements




Single Package	Lever, Maintained 60° 	Lever, Maintained 90° 
Knob Colour	Black Plastic Front Ring	
	Cat. No.	Opt.
white	800EQ-HM21	800EQ-HN21
black	800EQ-HM22	800EQ-HN22
green	800EQ-HM23	800EQ-HN23
red	800EQ-HM24	800EQ-HN24
yellow	800EQ-HM25	800EQ-HN25
blue	800EQ-HM26	800EQ-HN26
no knob	800EQ-SM29 *	800EQ-SN29 *




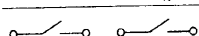
Single Package	Lever, Spring Return from Left 60° 	Lever, Spring Return from Right 60° 
Knob Colour	Black Plastic Front Ring	
	Cat. No.	Opt.
white	800EQ-HL21	800EQ-HR21
black	800EQ-HL22	800EQ-HR22
green	800EQ-HL23	800EQ-HR23
red	800EQ-HL24	800EQ-HR24
yellow	800EQ-HL25	800EQ-HR25
blue	800EQ-HL26	800EQ-HR26
no knob	800EQ-SL29 *	800EQ-SR29 *

Options	Cat. No. Extension	Description	Ordering Example
* Packaging Unit	No Entry -BP	Individual packaging Package of 10 pieces	800EQ-SL29 800EQ-SL29-BP



Pre-Assembled Back-of-Panel Components Latch Included (for Plastic and Metal Operators)



Contact Block	Cat. No.
	800E-3LX10
	800E-3LX01
	800E-3LX11
	800E-3LX20


Note: To order additional contact blocks, see pages 11-78 – 11-81.



Control and Indicating Units



Product Selection: Front Elements — Square

Non-Illuminated 3 Position Selector Switch Operators (Plastic Operator)

Pre-Assembled Front Elements



Single Package	Standard Knob, Maintained 60° 	Standard Knob, Spring Return from Left 60° 
Knob Colour	Black Plastic Front Ring	
	Cat. No.	Opt.
white	800EQ-SM31	800EQ-SL31
black	800EQ-SM32	800EQ-SL32
green	800EQ-SM33	800EQ-SL33
red	800EQ-SM34	800EQ-SL34
yellow	800EQ-SM35	800EQ-SL35
blue	800EQ-SM36	800EQ-SL36
no knob	800EQ-SM39 *	800EQ-SL39 *





Single Package	Standard Knob, Spring Return from Right 60° 	Standard Knob, Spring Return from Both 60° 
Knob Colour	Black Plastic Front Ring	
	Cat. No.	Opt.
white	800EQ-SR31	800EQ-SB31
black	800EQ-SR32	800EQ-SB32
green	800EQ-SR33	800EQ-SB33
red	800EQ-SR34	800EQ-SB34
yellow	800EQ-SR35	800EQ-SB35
blue	800EQ-SR36	800EQ-SB36
no knob	800EQ-SR39 *	800EQ-SB39 *

Options	Cat. No. Extension	Description	Ordering Example
* Packaging Unit	No Entry -BP	Individual packaging Package of 10 pieces	800EQ-SM39 800EQ-SM39-BP




Pre-Assembled Back-of-Panel Components Latch Included (for Plastic and Metal Operators)



Contact Block	Cat. No.
	800E-3LX10
	800E-3LX01
	800E-3LX11
	800E-3LX20

Note: To order additional contact blocks, see pages 11-78 – 11-81.

Non-Illuminated 3 Position Selector Switch Operators (Plastic Operator)
 pre-Assembled Front Elements



Single Package	Lever, Maintained 60°	Lever, Spring Return from Left 60°
Knob Colour	Black Plastic Front Ring	
	Cat. No.	Opt.
white	800EQ-HM31	800EQ-HL31
black	800EQ-HM32	800EQ-HL32
green	800EQ-HM33	800EQ-HL33
red	800EQ-HM34	800EQ-HL34
yellow	800EQ-HM35	800EQ-HL35
blue	800EQ-HM36	800EQ-HL36
no knob	800EQ-SM39	800EQ-SL39

Single Package	Lever, Spring Return from Right 60°	Lever, Spring Return from Right and Left 60°
Knob Colour	Black Plastic Front Ring	
	Cat. No.	Opt.
white	800EQ-HR31	800EQ-HB31
black	800EQ-HR32	800EQ-HB32
green	800EQ-HR33	800EQ-HB33
red	800EQ-HR34	800EQ-HB34
yellow	800EQ-HR35	800EQ-HB35
blue	800EQ-HR36	800EQ-HB36
no knob	800EQ-SR39	800EQ-SB39

Options	Cat. No. Extension	Description	Ordering Example
★ Packaging Unit	No Entry -BP	Individual packaging Package of 10 pieces	800EQ-SR39 800EQ-SR39-BP



Pre-Assembled Back-of-Panel Components Latch Included (for Plastic and Metal Operators)




Contact Block	Cat. No.
	800E-3LX10
	800E-3LX01
	800E-3LX11
	800E-3LX20



Note: To order additional contact blocks, see pages 11-78 - 11-81.



Bulletin 800E
Control and Indicating Units
 Product Selection: Front Elements — Square

Non-Illuminated 4 Position Selector Switch Operators (Plastic Operator)

Pre-Assembled Front Elements







Single Package	Standard Knob, Maintained 	Standard Knob, Spring Return from Left 
Knob Colour	Black Plastic Front Ring	
	Cat. No.	Opt. Cat. No.
white	800EQ-SM41	800EQ-SL41
black	800EQ-SM42	800EQ-SL42
green	800EQ-SM43	800EQ-SL43
red	800EQ-SM44	800EQ-SL44
yellow	800EQ-SM45	800EQ-SL45
blue	800EQ-SM46	800EQ-SL46
no knob	800EQ-SM49 *	800EQ-SL49 *

Single Package	Standard Knob, Spring Return from Right 	Standard Knob, Spring Return from Right and Left 
Knob Colour	Black Plastic Front Ring	
	Cat. No.	Opt. Cat. No.
white	800EQ-SR41	800EQ-SB41
black	800EQ-SR42	800EQ-SB42
green	800EQ-SR43	800EQ-SB43
red	800EQ-SR44	800EQ-SB44
yellow	800EQ-SR45	800EQ-SB45
blue	800EQ-SR46	800EQ-SB46
no knob	800EQ-SR49 *	800EQ-SB49 *

Options	Cat. No. Extension	Description	Ordering Example
★ Packaging Unit	No Entry -BP	Individual packaging Package of 10 pieces	800EQ-SM49 800EQ-SM49-BP



Pre-Assembled Back-of-Panel Components Latch Included (for Plastic and Metal Operators)


Contact Block	Cat. No.
	800E-3LX10
	800E-3LX01
	800E-3LX11
	800E-3LX20

Note: To order additional contact blocks, see pages 11-78 – 11-81.



Non-Illuminated 4 Position Selector Switch Operators (Plastic Operator)

Pre-Assembled Front Elements




Single Package	Lever, Maintained	Lever, Spring Return from Left
Knob Colour	Black Plastic Front Ring	
	Cat. No.	Opt.
white	800EQ-HM41	800EQ-HL41
black	800EQ-HM42	800EQ-HL42
green	800EQ-HM43	800EQ-HL43
red	800EQ-HM44	800EQ-HL44
yellow	800EQ-HM45	800EQ-HL45
blue	800EQ-HM46	800EQ-HL46
no knob	800EQ-SM49 ☆	800EQ-SL49 ☆

Single Package	Lever, Spring Return from Right	Lever, Spring Return from Right and Left
Knob Colour	Black Plastic Front Ring	
	Cat. No.	Opt.
white	800EQ-HR41	800EQ-HB41
black	800EQ-HR42	800EQ-HB42
green	800EQ-HR43	800EQ-HB43
red	800EQ-HR44	800EQ-HB44
yellow	800EQ-HR45	800EQ-HB45
blue	800EQ-HR46	800EQ-HB46
no knob	800EQ-SR49 ☆	800EQ-SB49 ☆

Options	Cat. No. Extension	Description	Ordering Example
☆ Packaging Unit	No Entry -BP	Individual packaging Package of 10 pieces	800EQ-SM49 800EQ-SM49-BP

Pre-Assembled Back-of-Panel Components Latch Included (for Plastic and Metal Operators)






Contact Block	Cat. No.
	800E-3LX10
	800E-3LX01
	800E-3LX11
	800E-3LX20



Note: To order additional contact blocks, see pages 11-78 – 11-81.

Bulletin 800E
Control and Indicating Units
 Product Selection: Front Elements — Square

Illuminated 2 Position Selector Switch Operators (Plastic Operator)
 Pre-Assembled Front Elements



Single Package	Standard Knob, Maintained 60° 	Standard Knob, Maintained 90° 
Knob Colour	Black Plastic Front Ring	
	Cat. No.	Opt. Cat. No.
white	800EQ-LSM21	800EQ-LSN21
green	800EQ-LSM23	800EQ-LSN23
red	800EQ-LSM24	800EQ-LSN24
yellow	800EQ-LSM25	800EQ-LSN25
blue	800EQ-LSM26	800EQ-LSN26
transparent	800EQ-LSM27	800EQ-LSN27
no knob	800EQ-LSM29 *	800EQ-LSN29 *

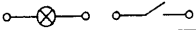

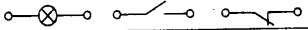

Single Package	Standard Knob, Spring Return from Left 60° 	Standard Knob, Spring Return from Right 60° 
Knob Colour	Black Plastic Front Ring	
	Cat. No.	Opt. Cat. No.
white	800EQ-LSL21	800EQ-LSR21
green	800EQ-LSL23	800EQ-LSR23
red	800EQ-LSL24	800EQ-LSR24
yellow	800EQ-LSL25	800EQ-LSR25
blue	800EQ-LSL26	800EQ-LSR26
transparent	800EQ-LSL27	800EQ-LSR27
no knob	800EQ-LSL29 *	800EQ-LSR29 *

Options	Cat. No. Extension	Description	Ordering Example
* Packaging Unit	No Entry -BP	Individual packaging Package of 10 pieces	800EQ-LSM29 800EQ-LSM29-BP



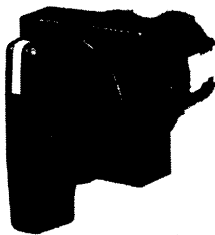
Pre-Assembled Back-of-Panel Components Latch Included (for Plastic and Metal Operators)



Contact Block and Lamp Element	Cat. No.
	800E-3DL0X10
	800E-3DL0X01
	800E-3DL0X11
	800E-3DL0X20

Note: Please order incandescent lamps or LEDs separately, see page 11-97.
 To order additional contact blocks, see pages 11-78 – 11-81.

Illuminated 2 Position Selector Switch Operators (Plastic Operator)
 Pre-Assembled Front Elements




Single Package	Lever, Maintained 60°	Lever, Maintained 90°
Knob Colour	Black Plastic Front Ring	
	Cat. No.	Opt.
white	800EQ-LHM21	800EQ-LHN21
green	800EQ-LHM23	800EQ-LHN23
red	800EQ-LHM24	800EQ-LHN24
yellow	800EQ-LHM25	800EQ-LHN25
blue	800EQ-LHM26	800EQ-LHN26
transparent	800EQ-LHM27	800EQ-LHN27
no knob	800EQ-LSM29 ★	800EQ-LSN29 ★

Single Package	Lever, Spring Return from Left 60°	Lever, Spring Return from Right 60°
Knob Colour	Black Plastic Front Ring	
	Cat. No.	Opt.
white	800EQ-LHL21	800EQ-LHR21
green	800EQ-LHL23	800EQ-LHR23
red	800EQ-LHL24	800EQ-LHR24
yellow	800EQ-LHL25	800EQ-LHR25
blue	800EQ-LHL26	800EQ-LHR26
transparent	800EQ-LHL27	800EQ-LHR27
no knob	800EQ-LSL29 ★	800EQ-LSR29 ★

Options	Cat. No. Extension	Description	Ordering Example
★ Packaging Unit	No Entry -BP	Individual packaging Package of 10 pieces	800EQ-LSM29 800EQ-LSM29-BP

+
 Pre-Assembled Back-of-Panel Components Latch Included (for Plastic and Metal Operators)




Contact Block and Lamp Element	Cat. No.
	800E-3DL0X10
	800E-3DL0X01
	800E-3DL0X11
	800E-3DL0X20

Note: Please order incandescent lamps or LEDs separately, see page 11-97.
 To order additional contact blocks, see pages 11-78 – 11-81.

Bulletin 800E
Control and Indicating Units
 Product Selection: Front Elements — Square

Illuminated 3 Position Selector Switch Operators (Plastic Operator)
 Pre-Assembled Front Elements



Single Package	Standard Knob, Maintained 60°	Standard Knob, Spring Return from Left 60°
Knob Colour	Black Plastic Front Ring	Black Plastic Front Ring
	Cat. No. Opt.	Cat. No. Opt.
white	800EQ-LSM31	800EQ-LSL31
green	800EQ-LSM33	800EQ-LSL33
red	800EQ-LSM34	800EQ-LSL34
yellow	800EQ-LSM35	800EQ-LSL35
blue	800EQ-LSM36	800EQ-LSL36
transparent	800EQ-LSM37	800EQ-LSL37
no knob	800EQ-LSM39 *	800EQ-LSL39 *

Single Package	Standard Knob, Spring Return from Right 60°	Standard Knob, Spring Return from Both 60°
Knob Colour	Black Plastic Front Ring	Black Plastic Front Ring
	Cat. No. Opt.	Cat. No. Opt.
white	800EQ-LSR31	800EQ-LSB31
green	800EQ-LSR33	800EQ-LSB33
red	800EQ-LSR34	800EQ-LSB34
yellow	800EQ-LSR35	800EQ-LSB35
blue	800EQ-LSR36	800EQ-LSB36
transparent	800EQ-LSR37	800EQ-LSB37
no knob	800EQ-LSR39 *	800EQ-LSB39 *

Options	Cat. No. Extension	Description	Ordering Example
★ Packaging Unit	No Entry -BP	Individual packaging Package of 10 pieces	800EQ-LSM39 800EQ-LSM39-BP



Pre-Assembled Back-of-Panel Components Latch Included (for Plastic and Metal Operators)




Contact Block and Lamp Element	Cat. No.
	800E-3DL0X10
	800E-3DL0X01
	800E-3DL0X11
	800E-3DL0X20

Note: Please order incandescent lamps or LEDs separately, see page 11-97.
 To order additional contact blocks, see pages 11-78 – 11-81.

Control and Indicating Units
Product Selection: Front Elements — Square

Illuminated 3 Position Selector Switch Operators (Plastic Operator)
Pre-Assembled Front Elements



Single Package	Lever, Maintained 60°	Lever, Spring Return from Left 60°
Knob Colour	Black Plastic Front Ring	
	Cat. No.	Opt.
white	800EQ-LHM31	800EQ-LHL31
green	800EQ-LHM33	800EQ-LHL33
red	800EQ-LHM34	800EQ-LHL34
yellow	800EQ-LHM35	800EQ-LHL35
blue	800EQ-LHM36	800EQ-LHL36
transparent	800EQ-LHM37	800EQ-LHL37
no knob	800EQ-LSM39 ★	800EQ-LSL39 ★

Single Package	Lever, Spring Return from Right 60°	Lever, Spring Return from Right and Left 60°
Knob Colour	Black Plastic Front Ring	
	Cat. No.	Opt.
white	800EQ-LHR31	800EQ-LHB31
green	800EQ-LHR33	800EQ-LHB33
red	800EQ-LHR34	800EQ-LHB34
yellow	800EQ-LHR35	800EQ-LHB35
blue	800EQ-LHR36	800EQ-LHB36
transparent	800EQ-LHR37	800EQ-LHB37
no knob	800EQ-LSR39 ★	800EQ-LSB39 ★

Options	Cat. No. Extension	Description	Ordering Example
★ Packaging Unit	No Entry -BP	Individual packaging Package of 10 pieces	800EQ-LSM39 800EQ-LSM39-BP



Pre-Assembled Back-of-Panel Components Latch Included (for Plastic and Metal Operators)




Contact Block and Lamp Element	Cat. No.
	800E-3DL0X10
	800E-3DL0X01
	800E-3DL0X11
	800E-3DL0X20



Note: Please order incandescent lamps or LEDs separately, see page 11-97.
To order additional contact blocks, see pages 11-78 – 11-81.



Bulletin 800E
Control and Indicating Units
Product Selection: Front Elements — Square

Illuminated 4 Position Selector Switch Operators (Plastic Operator)

Pre-Assembled Front Elements



Single Package	Standard Knob, Maintained 	Standard Knob, Spring Return from Left 
Knob Colour	Black Plastic Front Ring	
	Cat. No.	Opt.
white	800EQ-LSM41	800EQ-LSL41
green	800EQ-LSM43	800EQ-LSL43
red	800EQ-LSM44	800EQ-LSL44
yellow	800EQ-LSM45	800EQ-LSL45
blue	800EQ-LSM46	800EQ-LSL46
transparent	800EQ-LSM47	800EQ-LSL47
no knob	800EQ-LSM49 ★	800EQ-LSL49 ★


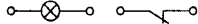


Single Package	Standard Knob, Spring Return from Right 	Standard Knob, Spring Return from Right and Left 
Knob Colour	Black Plastic Front Ring	
	Cat. No.	Opt.
white	800EQ-LSR41	800EQ-LSB41
green	800EQ-LSR43	800EQ-LSB43
red	800EQ-LSR44	800EQ-LSB44
yellow	800EQ-LSR45	800EQ-LSB45
blue	800EQ-LSR46	800EQ-LSB46
transparent	800EQ-LSR47	800EQ-LSB47
no knob	800EQ-LSR49 ★	800EQ-LSB49 ★

Options	Cat. No. Extension	Description	Ordering Example
★ Packaging Unit	No Entry -BP	Individual packaging Package of 10 pieces	800EQ-LSM49 800EQ-LSM49-BP



Pre-Assembled Back-of-Panel Components Latch Included (for Plastic and Metal Operators)



Contact Block and Lamp Element	Cat. No.
	800E-3DL0X10
	800E-3DL0X01
	800E-3DL0X11
	800E-3DL0X20


Note: Please order incandescent lamps or LEDs separately, see page 11-97.
 To order additional contact blocks, see pages 11-78 – 11-81.



Control and Indicating Units



Product Selection: Front Elements — Square

Illuminated 4 Position Selector Switch Operators (Plastic Operator)

Pre-Assembled Front Elements



Single Package	Lever, Maintained 	Lever, Spring Return from Left 
Knob Colour	Black Plastic Front Ring	
	Cat. No.	Opt.
white	800EQ-LHM41	800EQ-LHL41
green	800EQ-LHM43	800EQ-LHL43
red	800EQ-LHM44	800EQ-LHL44
yellow	800EQ-LHM45	800EQ-LHL45
blue	800EQ-LHM46	800EQ-LHL46
transparent	800EQ-LHM47	800EQ-LHL47
no knob	800EQ-LSM49 *	800EQ-LSL49 *

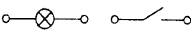
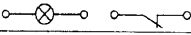
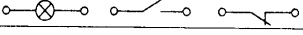

Single Package	Lever, Spring Return from Right 	Lever, Spring Return from Right and Left 
Knob Colour	Black Plastic Front Ring	
	Cat. No.	Opt.
white	800EQ-LHR41	800EQ-LHB41
green	800EQ-LHR43	800EQ-LHB43
red	800EQ-LHR44	800EQ-LHB44
yellow	800EQ-LHR45	800EQ-LHB45
blue	800EQ-LHR46	800EQ-LHB46
transparent	800EQ-LHR47	800EQ-LHB47
no knob	800EQ-LSR49 *	800EQ-LSB49 *

Options	Cat. No. Extension	Description	Ordering Example
* Packaging Unit	No Entry -BP	Individual packaging Package of 10 pieces	800EQ-LSM49 800EQ-LSM49-BP



Pre-Assembled Back-of-Panel Components Latch Included (for Plastic and Metal Operators)



Contact Block and Lamp Element	Cat. No.
	800E-3DLOX10
	800E-3DLOX01
	800E-3DLOX11
	800E-3DLOX20


Note: Please order incandescent lamps or LEDs separately, see page 11-97.
To order additional contact blocks, see pages 11-78 – 11-81.

Control and Indicating Units

Product Selection: Front Elements — Square

Key Operated 2 Position Selector Switch Operators (Plastic Operator)

Pre-Assembled Front Elements




Single Package	Key Lock "Ronis", 0 \swarrow 1 Maintained 60°	Key Lock "Ronis", 0 \swarrow 1 Maintained 90°		
Key Removal Position	Black Plastic Front Ring			
	Cat. No.	Opt.	Cat. No.	Opt.
left	800EQ-KM2R1	⊗ ☆	800EQ-KN2R1	⊗ ☆
right	800EQ-KM2R2	⊗ ☆	800EQ-KN2R2	⊗ ☆
both	800EQ-KM2R3	⊗ ☆	800EQ-KN2R3	⊗ ☆
Single Package	Key Lock "Ronis", 1 \swarrow 0 Spring Return from Left 60°	Key Lock "Ronis", 0 \swarrow 1 Spring Return from Right 60°		
Key Removal Position	Black Plastic Front Ring			
	Cat. No.	Opt.	Cat. No.	Opt.
left	—	⊗ ☆	800EQ-KR2R1	⊗ ☆
right	800EQ-KL2R2	—	—	—

Options	Cat. No. Extension	Description	Ordering Example
☆ Packaging Unit	No Entry -BP	Individual packaging Package of 10 pieces	800EQ-KM2R1 800EQ-KM2R1-BP
⊗ Optional key lock numbers	No Entry 01R - 06R/27R - 33R	Standard cylinder 13 different cylinders available, see page 11-99	800EQ-KM2R1 800EQ-KM2R105R



Pre-Assembled Back-of-Panel Components Latch Included (for Plastic and Metal Operators)




Contact Block	Cat. No.
	800E-3LX10
	800E-3LX01
	800E-3LX11
	800E-3LX20

Note: To order additional contact blocks, see pages 11-78 - 11-81.

Key Operated 2 Position Selector Switch Operators (Plastic Operator)

Pre-Assembled Front Elements



Single Package	Key Lock "Zadi", Maintained 60°	Key Lock "Zadi", Maintained 90°
Key Removal Position	Black Plastic Front Ring	
	Cat. No.	Opt.
left	800EQ-KM2Z1	⊗ ☆
right	800EQ-KM2Z2	⊗ ☆
both	800EQ-KM2Z3	⊗ ☆
Single Package	Key Lock "Zadi", Spring Return from Left 60°	Key Lock "Zadi", Spring Return from Right 60°
Key Removal Position	Black Plastic Front Ring	
	Cat. No.	Opt.
left	—	⊗ ☆
right	800EQ-KL2Z2	—

11-01

-BP

05R

Options	Cat. No. Extension	Description	Ordering Example
☆ Packaging Unit	No Entry -BP	Individual packaging Package of 10 pieces	800EQ-KM2Z1 800EQ-KM2Z1-BP
⊗ Optional key lock numbers	No Entry 01Z - 14Z	Standard cylinder 14 different cylinders available, see page 11-99	800EQ-KM2Z1 800EQ-KM2Z107Z

Pre-Assembled Back-of-Panel Components Latch Included (for Plastic and Metal Operators)



Contact Block	Cat. No.
	800E-3LX10
	800E-3LX01
	800E-3LX11
	800E-3LX20


Note: To order additional contact blocks, see pages 11-78 - 11-81.

Control and Indicating Units

Product Selection: Front Elements — Square

Key Operated 3 Position Selector Switch Operators (Plastic Operator)

Pre-Assembled Front Elements



Single Package	Key Lock "Ronis", Maintained 60°		Key Lock "Ronis", Spring Return from Right 60°	
Key Removal Position	Black Plastic Front Ring		Black Plastic Front Ring	
	Cat. No.	Opt.	Cat. No.	Opt.
left	800EQ-KM3R1	⊗ ☆	800EQ-KR3R1	
right	800EQ-KM3R2	⊗ ☆	—	⊗ ☆
all	800EQ-KM3R3	⊗ ☆	—	
center	800EQ-KM3R4	⊗ ☆	800EQ-KR3R4	⊗ ☆
left + center	800EQ-KM3R5	⊗ ☆	800EQ-KR3R5	⊗ ☆
left + right	800EQ-KM3R6	⊗ ☆	—	
center + right	800EQ-KM3R7	⊗ ☆	—	

Single Package	Key Lock "Ronis" Spring Return from Left 60°		Key Lock "Ronis" Spring Return from Both 60°	
Key Removal Position	Black Plastic Front Ring		Black Plastic Front Ring	
	Cat. No.	Opt.	Cat. No.	Opt.
right	800EQ-KL3R2	⊗ ☆	—	
center	800EQ-KL3R4	⊗ ☆	800EQ-KB3R4	⊗ ☆
center + right	800EQ-KL3R7	⊗ ☆	—	


Options	Cat. No. Extension	Description	Ordering Example
☆ Packaging Unit	No Entry -BP	Individual packaging Package of 10 pieces	800EQ-KM3R1 800EQ-KM3R1-BP
⊗ Optional key lock numbers	No Entry 01R - 06R/27R - 33R	Standard cylinder 13 different cylinders available, see page 11-99	800EQ-KM3R1 800EQ-KM3R105R



Pre-Assembled Back-of-Panel Components Latch Included (for Plastic and Metal Operators)

Contact Block	Cat. No.
	800E-3LX11
	800E-3LX20

Note: To order additional contact blocks, see pages 11-78 - 11-81.



Key
Pre-

Sing

Ke

left
right
all
cer
left
left
cer

Sir


K



rig
ce
ce



Op
☆
⊗

F

Key Operated 3 Position Selector Switch Operators (Plastic Operator)
 Pre-Assembled Front Elements



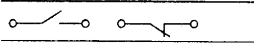
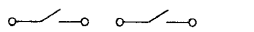
Single Package	Key Lock "Zadi", Maintained 60° 	Key Lock "Zadi" Spring Return from Right 60° 
Key Removal Position	Black Plastic Front Ring	
	Cat. No.	Opt.
left	800EQ-KM3Z1	⊗ ☆
right	800EQ-KM3Z2	⊗ ☆
all	800EQ-KM3Z3	⊗ ☆
center	800EQ-KM3Z4	⊗ ☆
left + center	800EQ-KM3Z5	⊗ ☆
left + right	800EQ-KM3Z6	⊗ ☆
center + right	800EQ-KM3Z7	⊗ ☆

Single Package	Key Lock "Zadi" Spring Return from Left 60° 	Key Lock "Zadi" Spring Return from Both 60° 
Key Removal Position	Black Plastic Front Ring	
	Cat. No.	Opt.
right	800EQ-KL3Z2	⊗ ☆
center	800EQ-KL3Z4	⊗ ☆
center + right	800EQ-KL3Z7	⊗ ☆

Options	Cat. No. Extension	Description	Ordering Example
★ Packaging Unit	No Entry -BP	Individual packaging Package of 10 pieces	800EQ-KM3Z1 800EQ-KM3Z1-BP
⊗ Optional key lock numbers	No Entry 01Z - 14Z	Standard cylinder 14 different cylinders available, see page 11-99	800EQ-KM3Z1 800EQ-KM3Z107Z

+
 Pre-Assembled Back-of-Panel Components Latch Included (for Plastic and Metal Operators)




Contact Block	Cat. No.
	800E-3LX11
	800E-3LX20

Note: To order additional contact blocks, see pages 11-78 - 11-81.

Bulletin 800E
Control and Indicating Units
 Product Selection: Front Elements — Square

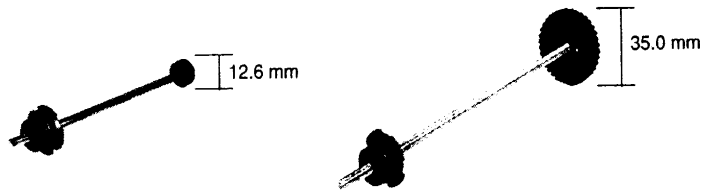
Non-Illuminated Reset Operators (Plastic Operator)
 Pre-Assembled Front Elements



Single Package	Text	Flush
		Black Plastic Front Ring
Colour		Cat. No.
red	RESET	800EQ-R407W
blue	RESET	800EQ-R607W
blue	R	800EQ-R611W
no cap		800EQ-R9



Reset Rods



Rod Lengths [mm]	Adjustable Length [mm]	Reset Rod with Reset Plate Ø 12.6 mm	Reset Rod with Reset Plate Ø 35 mm
		Cat. No.	Cat. No.
36	34 – 52	800E-ATR01	800E-ATRL01
51	50 – 67	800E-ATR02	800E-ATRL02
66	65 – 83	800E-ATR03	800E-ATRL03
81	80 – 98	800E-ATR04	800E-ATRL04
97	95 – 113	800E-ATR05	800E-ATRL05
112	110 – 128	800E-ATR06	800E-ATRL06
127	126 – 144	800E-ATR07	800E-ATRL07
142	141 – 159	800E-ATR08	800E-ATRL08
312	34 – 326 ①	800E-ATR19	800E-ATRL19

① Detachable rods available in any length (thread continuous)

Control and Indicating Units

Product Selection: Back-of-Panel Components

Contact Blocks, Lamp and Transformer Elements for Latch Mounting (3-Across)

Latch (3 Elements Snap-On One Contact Level)









Latch	Cat. No.
3 elements in one contact level	800E-A3L

Note: Package of 10 pieces

Contact Blocks (Max. Two Contact Levels)





Type	Cat. No.
N.O. 	800E-3X10
N.C. 	800E-3X01
N.O.E.M. 	800E-3X10E
N.C.L.B. 	800E-3X01L
N.O. (Low voltage) 	800E-3X10V
N.C. (Low voltage) 	800E-3X01V

Note: Package of 10 pieces

 Gold plated contacts

Lamp Elements





Lamp Element	Cat. No.
Standard 	800E-3D0
With diode and resistor  220 VAC 240 VAC	800E-3R22 800E-3R7

Note: Package of 10 pieces
Please order incandescent lamps or LEDs separately, see page 11-97.


Lamp Elements with Central Lamp Test



Lamp Element	Cat. No.
With central lamp test 	800E-3DD0
With diode and resistor  220 VAC 240 VAC	800E-3RDD22 800E-3RDD7

Note: Package of 10 pieces
Please order incandescent lamps or LEDs separately, see page 11-97.

Transformer Elements 50/60 Hz (for Mounting on Lamp Elements)



Primary	Secondary	Cat. No.
110 - 120V	6V 1.2 VA	800E-3TS5
220 - 240V	6V 1.2 VA	800E-3TS7
380 - 415V	6V 1.2 VA	800E-3TS10
440 - 480V	6V 1.2 VA	800E-3TS12
220 - 240V	24V 1.2 VA	800E-3THS7

Note: Single package


Transformer Elements 50/60 Hz with Lamp Element



Primary	Secondary	Cat. No.
110 - 120V	6V 1.2 VA	800E-3T5
220 - 240V	6V 1.2 VA	800E-3T7
400V	6V 1.2 VA	800E-3T10
600V	6V 1.2 VA	800E-3T14
220 - 240V	24V 1.2 VA	800E-3TH7
400V	24V 1.2 VA	800E-3TH10

Note: Single package
Please order incandescent lamps or LEDs separately, see page 11-97.

Pre-Assembled Back-of-Panel Components, Latch Included



Contact Block	Cat. No.
N.O.	800E-3LX10
N.C.	800E-3LX01
N.O. - N.C.	800E-3LX11
N.O. - N.C. - N.C.	800E-3LX12
N.O. - N.O.	800E-3LX20
N.O. - N.O. - N.C.	800E-3LX21

Note: Single package



Lamp Element and Contact Block	Cat. No.
	800E-3DL0X10
	800E-3DL0X01
	800E-3DL0X11
	800E-3DL0X20

Note: Single package

Lamp Element	Cat. No.
	800E-3DL0
220V	800E-3RL22
240V	800E-3RL7

Note: Single package
 Please order incandescent lamps or LEDs separately, see page 11-97.

Contact Blocks, Lamp and Transformer Elements for Base Mounting (3-Across)


Contact Blocks



Contact Block	Cat. No.
N.O.	800E-3BX10
N.C.	800E-3BX01
N.O.E.M.	800E-3BX10E
N.C.L.B.	800E-3BX01L

Note: Package of 10 pieces

Lamp Elements



Lamp Element	Cat. No.
Standard	800E-3DB0
With diode and resistor	800E-3RB22
220 VAC	800E-3RB7
240 VAC	

Note: Package of 10 pieces
 Please order incandescent lamps or LEDs separately, see page 11-97.

Control and Indicating Units

Product Selection: Back-of-Panel Components

Contact Blocks, Lamp and Transformer Elements for Latch Mounting (2-Across)

Latch (2 Elements Screw-Down One Contact Level)









Latch	Cat. No.
2 elements in one contact level	800E-A2L


Note: Package of 10 pieces

Contact Blocks Screw-Down (Max. Three Contact Levels)






Contact Block	Cat. No.
N.O. 	800E-2X10
N.C. 	800E-2X01
N.O.E.M. 	800E-2X10E
N.C.L.B. 	800E-2X01L
N.O. (Low voltage) 	800E-2X10V
N.C. (Low voltage) 	800E-2X01V

Note: Package of 10 pieces

 Gold plated contacts

Lamp Elements (Latch Included)




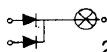
Lamp Element	Cat. No.
Standard 	800E-2DL0
With resistor  120 VAC	800E-2RL5
240 VAC	800E-2RL7

Note: Single package

Please order incandescent lamps or LEDs separately, see page 11-97.

Lamp Elements with Central Lamp Test (Latch Included)




Lamp Element	Cat. No.
With central lamp test  24 VAC	800E-2DDL3
120 VAC	800E-2DDL5

Note: Single package

Please order incandescent lamps or LEDs separately, see page 11-97.

Transformer Elements 50/60 Hz with Lamp Element (Latch Included)



Primary	Secondary	Cat. No.
110 - 120V	6V 1.2 VA	800E-2TL5
208V	6V 1.2 VA	800E-2TL6
220 - 240V	6V 1.2 VA	800E-2TL7
400V	...V 1.2 VA	800E-2TL10
600V	...V 1.2 VA	800E-2TL14

Note: Single package

Please order incandescent lamps or LEDs separately, see page 11-97.

Dove Tail Interlock

Type	Cat. No.
Dove tail interlock	800E-A2DT

Note: Package of 50 pieces

Ground Screw Kit

Type	Cat. No.
Ground screw kit for use with latch	800E-AGS1

Note: Package of 50 pieces

Contact Blocks, Lamp and Transformer Elements for Latch Mounting (4-Across)

Latch (4 Elements Snap-On Contact Level)



Coupling Element	Cat. No.
4 elements in one contact level	800E-A4L

Note: Package of 10 pieces

Contact Blocks, Snap-On (Max. Two Contact Levels)




Contact Block	Cat. No.
N.O.	800E-4X10
N.C.	800E-4X01
N.O. (Low voltage)	800E-4X10V
N.C. (Low voltage)	800E-4X01V
1 N.O. - 1 N.C.	800E-4X211
2 N.O.	800E-4X220
2 N.C.	800E-4X202
1 N.O. - 1 N.C. (Low voltage)	800E-4X211V
2 N.O. (Low voltage)	800E-4X220V
2 N.C. (Low voltage)	800E-4X202V

Note: Package of 10 pieces

Gold plated contacts

Lamp Elements (Latch Included)



Lamp Element	Cat. No.
Standard	800E-4DL0
With resistor 120 VAC 240 VAC	800E-4RL5 800E-4RL7

Note: Single package
 Please order incandescent lamps or LEDs separately, see page 11-97.

Transformer Elements 50/60 Hz with Lamp Element (Latch Included)




Primary	Secondary	Cat. No.
110 - 120V	6V 1.2 VA	800E-4TL5
208V	6V 1.2 VA	800E-4TL6
220 - 240V	6V 1.2 VA	800E-4TL7

277V	6V 1.2 VA	800E-4T9
380V	6V 1.2 VA	800E-4T10
415V	6V 1.2 VA	800E-4T11
440 - 480V	6V 1.2 VA	800E-4T12
500V	6V 1.2 VA	800E-4T13
600V	6V 1.2 VA	800E-4T14

Note: Single package
 Please order incandescent lamps or LEDs separately, see page 11-97.

Stab Kit Connectors

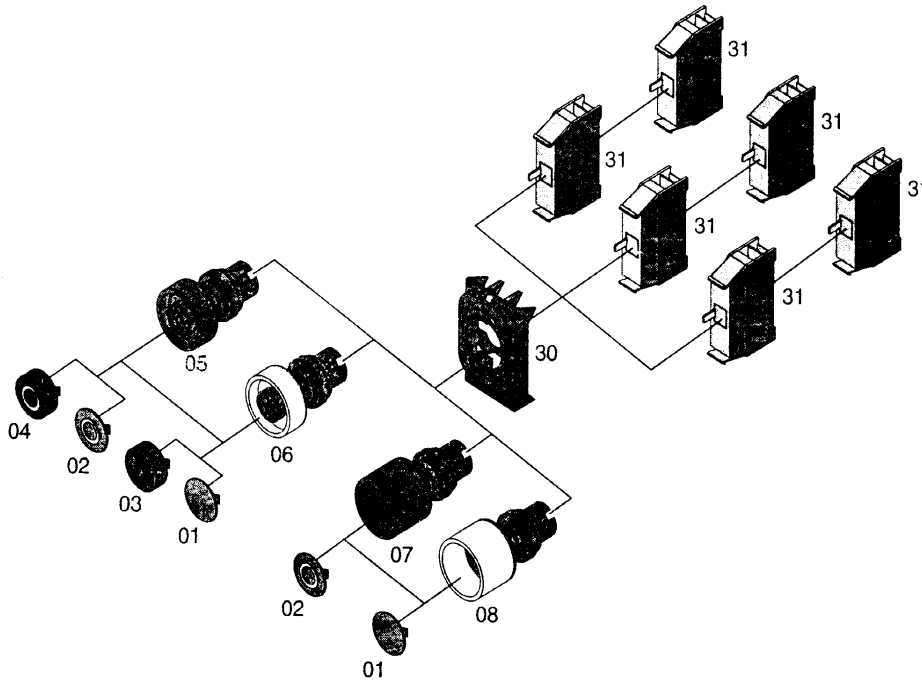


Type	Cat. No.
Stab kit connector	800E-ATK1

Note: Package of 100 pieces

Bulletin 800E
Control and Indicating Units
 Product Selection: Individual Components — Round

Non-Illuminated Push Buttons

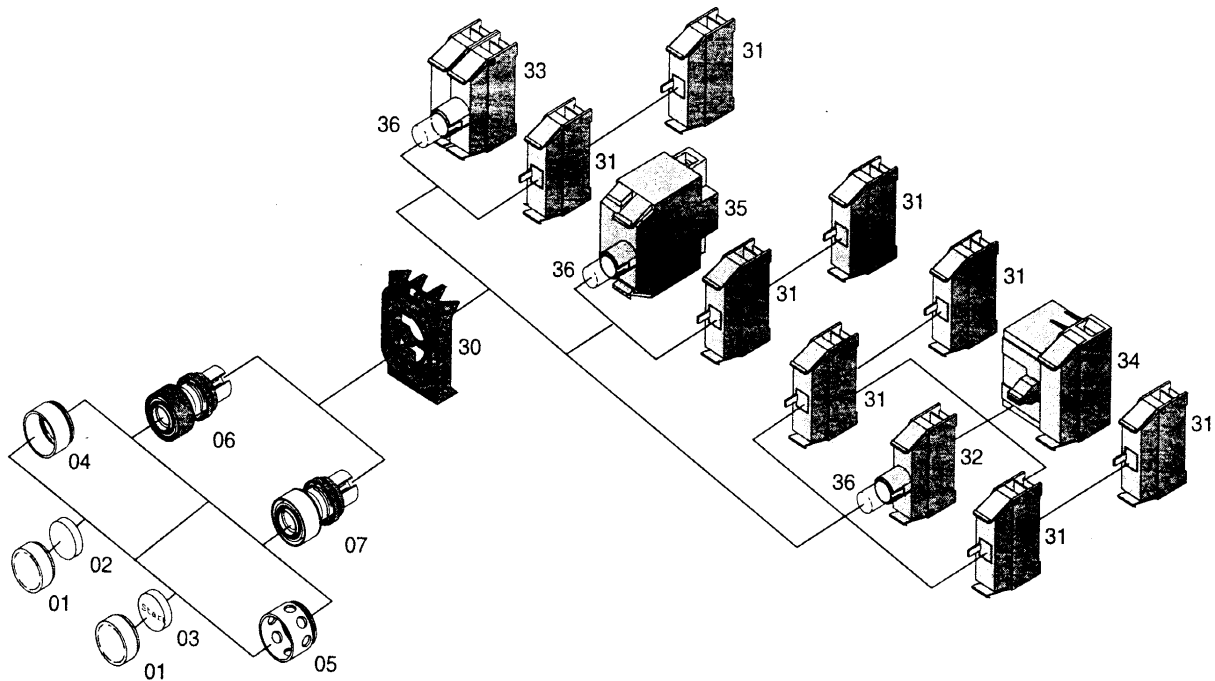


Individual Part	Cat. No.
01 Colour caps white black green red yellow blue grey	800E-AF1 800E-AF2 800E-AF3 800E-AF4 800E-AF5 800E-AF6 800E-AF8
02 Legend colour caps additional legend colour caps, see pages 11-100 – 11-105	
03 Extended colour caps white black green red yellow blue grey	800E-AE1 800E-AE2 800E-AE3 800E-AE4 800E-AE5 800E-AE6 800E-AE8
04 Extended legend colour caps additional legend colour caps, see pages 11-100 – 11-105.	

Individual Part	Cat. No.
05 Plastic operator momentary, flush	800EP-F9
Plastic operator maintained, flush	800EP-FA9
06 Plastic operator with shiny metal front ring momentary, flush	800ES-F9
Plastic operator with shiny metal front ring maintained, flush	800ES-FA9
07 Guarded plastic operator momentary	800EP-G9
08 Guarded plastic operator with shiny metal front ring momentary	800ES-G9
30 Latch for snap-on contact blocks and lamp elements	800E-A3L
31 Contact block	
N.O.	800E-3X10
N.C.	800E-3X01
N.O.E.M.	800E-3X10E
N.C.L.B.	800E-3X01L
N.O. (Low voltage)	800E-3X10V
N.C. (Low voltage)	800E-3X01V

01
02
03
04
05
06
07
30
31
32

Illuminated Push Buttons



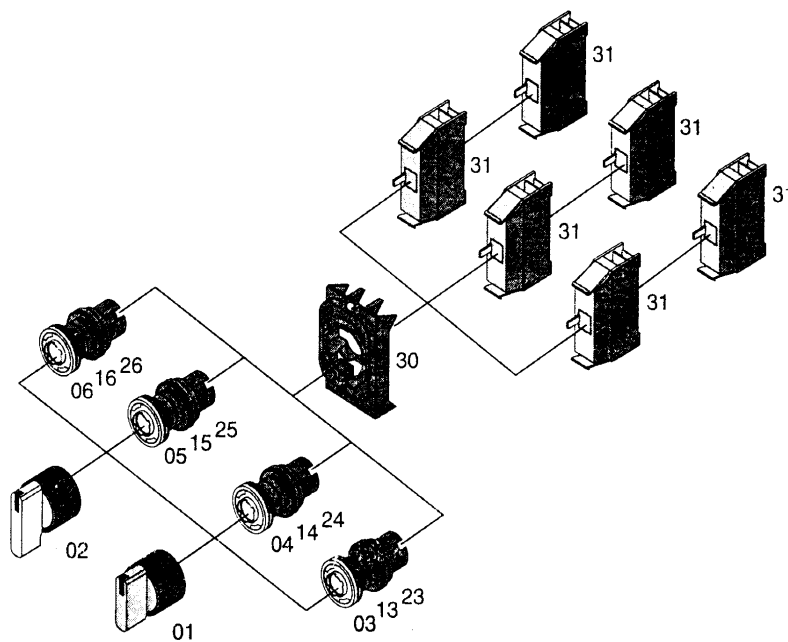
Individual Part	Cat. No.
01 Lens cap green red yellow blue transparent	800E-ALF3 800E-ALF4 800E-ALF5 800E-ALF6 800E-ALF7
02 Diffuser blank	800E-AD2
03 Legend diffusers see pages 11-100 – 11-105.	
04 Front ring, transparent for flush illuminated operators	800E-ALB1
05 Metal front ring for guarded illuminated operators	800E-ALG1
06 Illuminated plastic operator momentary, flush	800EP-LF9
Illuminated plastic operator maintained, flush	800EP-LFA9
07 Illuminated plastic operator with shiny metal front ring momentary, flush	800ES-LF9
Illuminated plastic operator with shiny metal front ring maintained, flush	800ES-LFA9
30 Latch for snap-on contact blocks and lamp elements	800E-A3L
31 Contact block N.O. N.C. N.O.E.M. N.C.L.B. N.O. (Low voltage) N.C. (Low voltage)	800E-3X10 800E-3X01 800E-3X10E 800E-3X01L 800E-3X10V 800E-3X01V
32 Lamp elements Standard With diode and resistor 220 VAC 240 VAC	800E-3D0 800E-3R22 800E-3R7

Individual Part	Cat. No.
33 Lamp elements with central lamp test With diode and resistor 220 VAC 240 VAC	800E-3DD0 800E-3RDD22 800E-3RDD7
34 Transformer elements 50/60 Hz for mounting on lamp elements primary secondary 110 – 120V 6V 1.2 VA 220 – 240V 6V 1.2 VA 380 – 415V 6V 1.2 VA 440 – 480V 6V 1.2 VA 220 – 240V 24V 1.2 VA	800E-3TS5 800E-3TS7 800E-3TS10 800E-3TS12 800E-3THS7
35 Transformer elements 50/60 Hz with lamp elements primary secondary 110 – 120V 6V 1.2 VA 220 – 240V 6V 1.2 VA 600V 6V 1.2 VA 220 – 240V 24V 1.2 VA 400V 24V 1.2 VA	800E-3T5 800E-3T7 800E-3T14 800E-3TH7 800E-3TH10
36 Incandescent lamps 6V 1.2 W 12V 1.4 W 24V 1.4 W 36V 1.4 W 48V 1.4 W 60V 1.5 W 110V 1.9 W for lamp elements 800E-R... and 800E-RDD... 130V 2.4 W	800E-N65 800E-N141 800E-N157 800E-N36 800E-N48 800E-N60 800E-N130
Neon lamps 110V – 127V 220V – 240V	800E-N230 800E-N240
LEDs see page 11-97.	

Control and Indicating Units

Product Selection: Individual Components — Round

Non-Illuminated 2, 3 or 4 Position Selector Switch Operators







03
04
05
06
13
14
15
16
23
24
25
26

Individual Part	Cat. No.
01 Standard knob, black plastic front ring	
white	800EP-AS1
black	800EP-AS2
green	800EP-AS3
red	800EP-AS4
yellow	800EP-AS5
blue	800EP-AS6
grey	800EP-AS8
Standard knob, shiny metal front ring	
white	800EM-AS1
black	800EM-AS2
green	800EM-AS3
red	800EM-AS4
yellow	800EM-AS5
blue	800EM-AS6
grey	800EM-AS8
Standard knob black anodised front ring	
white	800EB-AS1
black	800EB-AS2
green	800EB-AS3
red	800EB-AS4
yellow	800EB-AS5
blue	800EB-AS6
grey	800EB-AS8

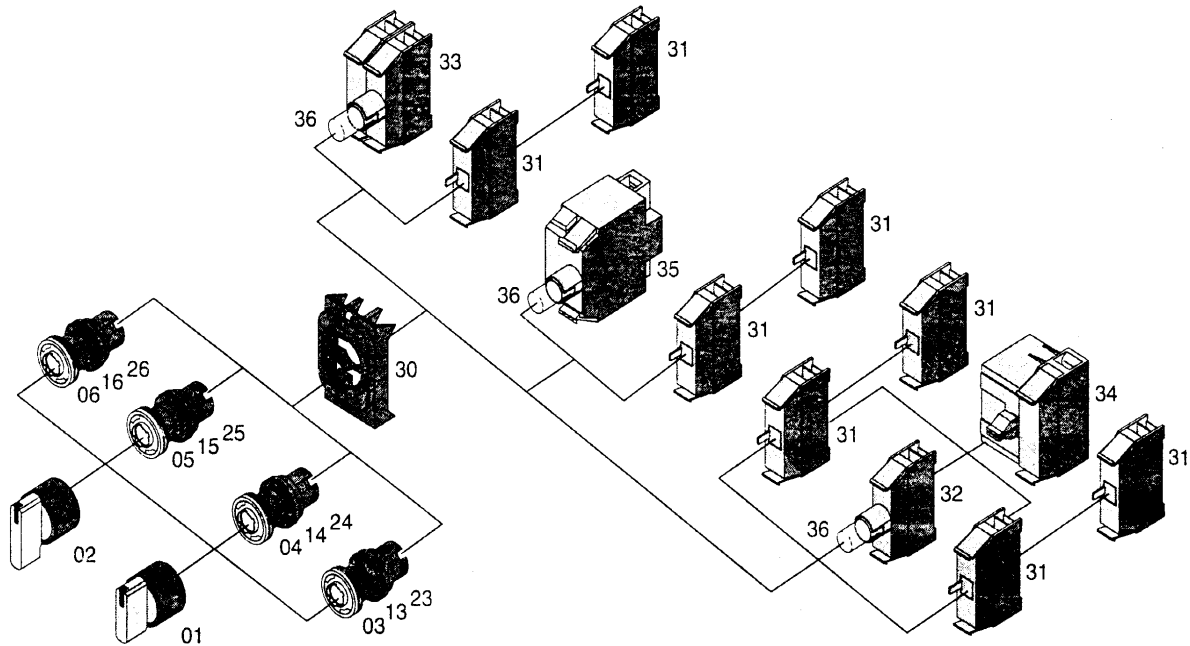
Individual Part	Cat. No.
02 Lever, black plastic front ring	
white	800EP-AH1
black	800EP-AH2
green	800EP-AH3
red	800EP-AH4
yellow	800EP-AH5
blue	800EP-AH6
grey	800EP-AH8
Lever, shiny metal front ring	
white	800EM-AH1
black	800EM-AH2
green	800EM-AH3
red	800EM-AH4
yellow	800EM-AH5
blue	800EM-AH6
grey	800EM-AH8
Lever, black anodised front ring	
white	800EB-AH1
black	800EB-AH2
green	800EB-AH3
red	800EB-AH4
yellow	800EB-AH5
blue	800EB-AH6
grey	800EB-AH8

Individual Part	Cat. No.
Front Elements — 2 Positions	
03 Plastic operator, maintained 60°	800EP-SM29
04 Plastic operator, maintained 90°	800EP-SN29
05 Plastic operator, spring return from left 60°	800EP-SL29
06 Plastic operator, spring return from right 60°	800EP-SR29
Front Elements — 3 Positions	
13 Plastic operator, maintained 60°	800EP-SM39
14 Plastic operator, spring return from left 60°	800EP-SL39
15 Plastic operator, spring return from right 60°	800EP-SR39
16 Plastic operator, spring return from right and left 60°	800EP-SB39
Front Elements — 4 Positions	
23 Plastic operator, maintained	800EP-SM49
24 Plastic operator, spring return from left	800EP-SL49
25 Plastic operator, spring return from right	800EP-SR49
26 Plastic operator, spring return from right and left	800EP-SB49

Individual Part	Cat. No.
30 Latch for snap-on contact blocks and lamp elements	800E-A3L
31 Contact block	
N.O. 	800E-3X10
N.C. 	800E-3X01
N.O.E.M. 	800E-3X10E
N.C.L.B. 	800E-3X01L
N.O. (Low voltage)	800E-3X10V
N.C. (Low voltage)	800E-3X01V

Bulletin 800E
Control and Indicating Units
Product Selection: Individual Components — Round










Illuminated 2, 3 or 4 Position Selector Switch Operators



Individual Part	Cat. No.
01 Illuminated standard knob, black plastic front ring	
white	800EP-ALS1
green	800EP-ALS3
red	800EP-ALS4
yellow	800EP-ALS5
blue	800EP-ALS6
Illuminated standard knob, shiny metal front ring	
white	800EM-ALS1
green	800EM-ALS3
red	800EM-ALS4
yellow	800EM-ALS5
blue	800EM-ALS6
Illuminated standard knob, black anodised front ring	
white	800EB-ALS1
green	800EB-ALS3
red	800EB-ALS4
yellow	800EB-ALS5
blue	800EB-ALS6

Individual Part	Cat. No.
02 Illuminated lever, black plastic front ring	
white	800EP-ALH1
green	800EP-ALH3
red	800EP-ALH4
yellow	800EP-ALH5
blue	800EP-ALH6
Illuminated lever, shiny metal front ring	
white	800EM-ALH1
green	800EM-ALH3
red	800EM-ALH4
yellow	800EM-ALH5
blue	800EM-ALH6
Illuminated lever, black anodised front ring	
white	800EB-ALH1
green	800EB-ALH3
red	800EB-ALH4
yellow	800EB-ALH5
blue	800EB-ALH6

Individual Part	Cat. No.
Front Elements — 2 Positions	
03 Illuminated plastic operator, maintained 60°	800EP-LSM29
04 Illuminated plastic operator, maintained 90°	800EP-LSN29
05 Illuminated plastic operator, spring return from left 60°	800EP-LSL29
06 Illuminated plastic operator, spring return from right 60°	800EP-LSR29
Front Elements — 3 Positions	
13 Illuminated plastic operator, maintained 60°	800EP-LSM39
14 Illuminated plastic operator, spring return from left 60°	800EP-LSL39
15 Illuminated plastic operator, spring return from right 60°	800EP-LSR39
16 Illuminated plastic operator, spring return from left and right 60°	800EP-LSB39
Front Elements — 4 Positions	
23 Illuminated plastic operator, maintained	800EP-LSM49
24 Illuminated plastic operator, spring return from left	800EP-LSL49
25 Illuminated plastic operator, spring return from right	800EP-LSR49
26 Illuminated plastic operator, spring return from left and right	800EP-LSB49

Individual Part	Cat. No.																								
30 Latch for snap-on contact blocks and lamp elements	800E-A3L																								
31 Contact blocks N.O.  N.C.  N.O.E.M.  N.C.L.B.  N.O. (Low voltage) N.C. (Low voltage)	800E-3X10 800E-3X01 800E-3X10E 800E-3X01L 800E-3X10V 800E-3X01V																								
32 Lamp elements Standard  With diode and resistor 220 VAC  240 VAC 	800E-3D0 800E-3R22 800E-3R7																								
33 Lamp elements with central lamp test With diode and resistor 220 VAC  240 VAC 	800E-3DD0 800E-3RDD22 800E-3RDD7																								
34 Transformer elements 50/60 Hz for mounting on lamp elements <table border="0" style="width: 100%;"> <tr> <td style="text-align: center;">primary</td> <td style="text-align: center;">secondary</td> <td></td> <td></td> </tr> <tr> <td>110 - 120V</td> <td>6V</td> <td>1.2 VA</td> <td></td> </tr> <tr> <td>220 - 240V</td> <td>6V</td> <td>1.2 VA</td> <td></td> </tr> <tr> <td>380 - 415V</td> <td>6V</td> <td>1.2 VA</td> <td></td> </tr> <tr> <td>440 - 480V</td> <td>6V</td> <td>1.2 VA</td> <td></td> </tr> <tr> <td>220 - 240V</td> <td>24V</td> <td>1.2 VA</td> <td></td> </tr> </table>	primary	secondary			110 - 120V	6V	1.2 VA		220 - 240V	6V	1.2 VA		380 - 415V	6V	1.2 VA		440 - 480V	6V	1.2 VA		220 - 240V	24V	1.2 VA		800E-3TS5 800E-3TS7 800E-3TS10 800E-3TS12 800E-3THS7
primary	secondary																								
110 - 120V	6V	1.2 VA																							
220 - 240V	6V	1.2 VA																							
380 - 415V	6V	1.2 VA																							
440 - 480V	6V	1.2 VA																							
220 - 240V	24V	1.2 VA																							
35 Transformer elements 50/60 Hz with lamp elements <table border="0" style="width: 100%;"> <tr> <td style="text-align: center;">primary</td> <td style="text-align: center;">secondary</td> <td></td> <td></td> </tr> <tr> <td>110 - 120V</td> <td>6V</td> <td>1.2 VA</td> <td></td> </tr> <tr> <td>220 - 240V</td> <td>6V</td> <td>1.2 VA</td> <td></td> </tr> <tr> <td>600V</td> <td>6V</td> <td>1.2 VA</td> <td></td> </tr> <tr> <td>220 - 240V</td> <td>24V</td> <td>1.2 VA</td> <td></td> </tr> <tr> <td>400V</td> <td>24V</td> <td>1.2 VA</td> <td></td> </tr> </table>	primary	secondary			110 - 120V	6V	1.2 VA		220 - 240V	6V	1.2 VA		600V	6V	1.2 VA		220 - 240V	24V	1.2 VA		400V	24V	1.2 VA		800E-3T5 800E-3T7 800E-3T14 800E-3TH7 800E-3TH10
primary	secondary																								
110 - 120V	6V	1.2 VA																							
220 - 240V	6V	1.2 VA																							
600V	6V	1.2 VA																							
220 - 240V	24V	1.2 VA																							
400V	24V	1.2 VA																							
36 Incandescent lamps 6V 1.2 W 12V 1.4 W 24V 1.4 W 36V 1.4 W 48V 1.4 W 60V 1.5 W 110V 1.9 W for lamp elements 800E-R... and 800E-RDD... 130V 2.4 W	800E-N65 800E-N141 800E-N157 800E-N36 800E-N48 800E-N60 800E-N130 800E-N130																								
Neon lamps 110V - 127V 220V - 240V	800E-N230 800E-N240																								
LEDs see page 11-97.																									

1
3
4
5
6

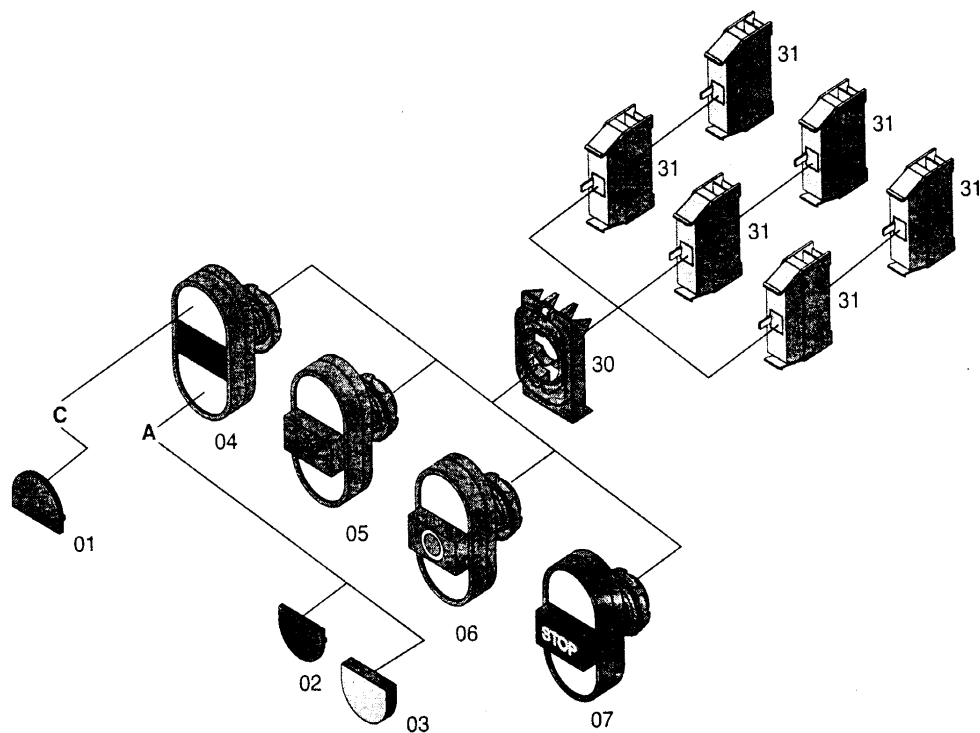
1
3
4
14
15
16

1
3
4
14
15
16





Control and Indicating Units

Product Selection: Individual Components — Round

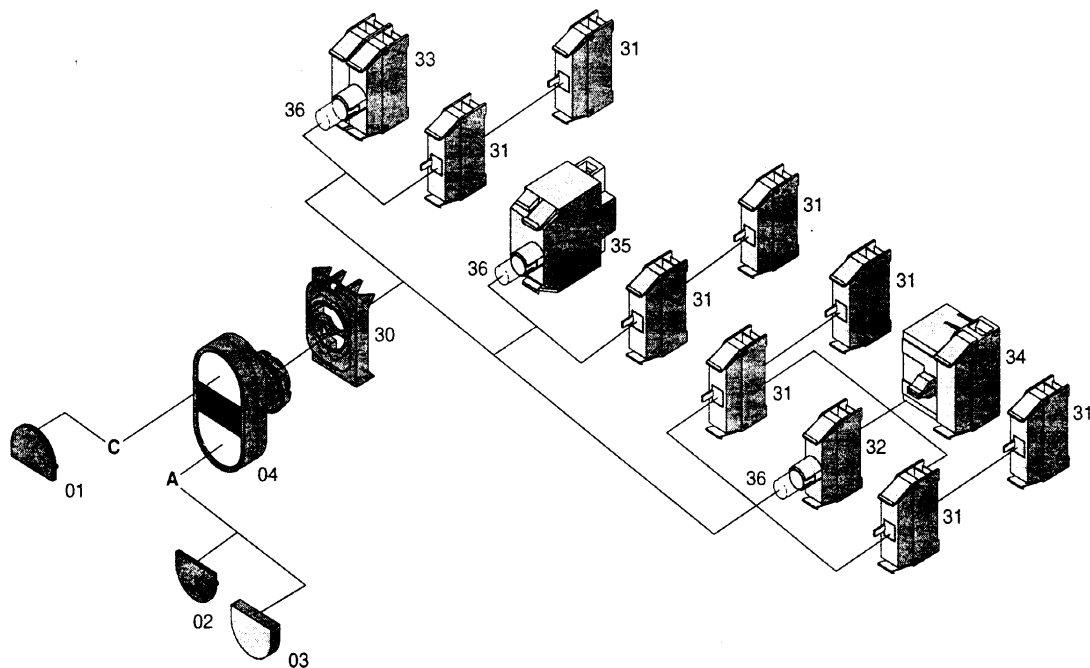
Non-Illuminated Multi-Function Operators













Individual Part	Cat. No.
01 Colour cap Position C white green	800E-AFU1 800E-AFU3
02 Colour cap Position A white black green red	800E-AFU1 800E-AFU2 800E-AFU3 800E-AFU4
03 Colour cap Position A black, extended red, extended additional legend colour caps, see pages 11-112 and 11-114	800E-AEU2 800E-AEU4
04 Front element with blank cap black, without colour caps black plastic	800EP-U2X
05 Front element with push button on position B red extended blank black plastic	800EP-U3X00
06 Front element with push button on position B red extended O black plastic	800EP-U3X01
07 Front element with push button on position B red extended STOP black plastic	800EP-U3X03

Individual Part	Cat. No.
30 Latch for snap-on contact blocks and lamp elements	800E-A3L
31 Contact blocks N.O.  N.C.  N.O.E.M.  N.C.L.B.  N.O. (Low voltage) N.C. (Low voltage)	800E-3X10 800E-3X01 800E-3X10E 800E-3X01L 800E-3X10V 800E-3X01V

Illuminated Multi-Function Operators



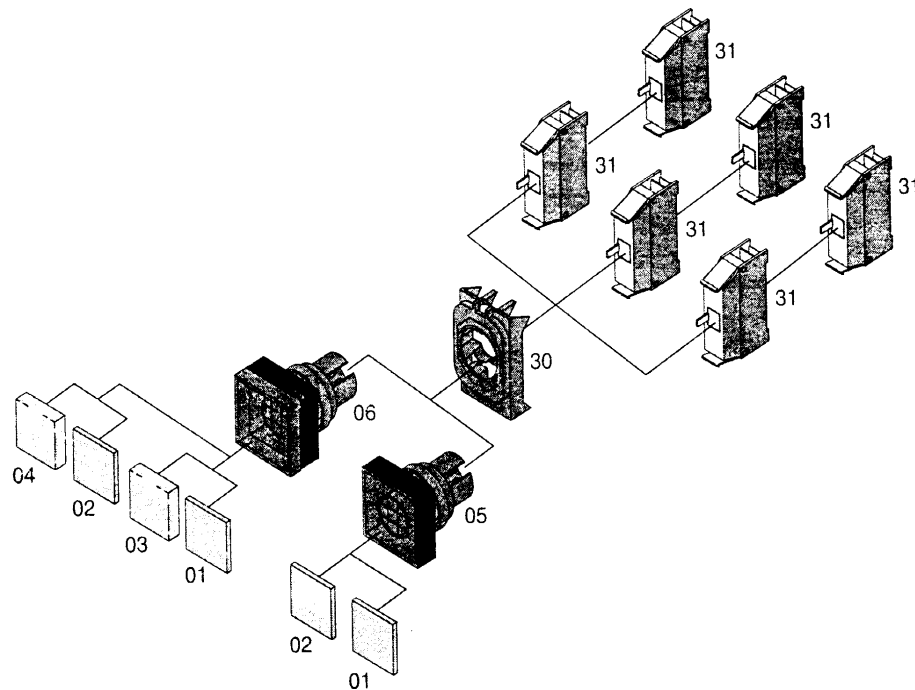
Individual Part	Cat. No.
01 Colour cap, position C white green	800E-AFU1 800E-AFU3
02 Colour cap, position A white black green red	800E-AFU1 800E-AFU2 800E-AFU3 800E-AFU4
03 Colour cap, position A black extended red extended additional legend colour caps, see pages 11-112 and 11-114.	800E-AEU2 800E-AEU4
04 Front element with lens cap, without legend colour caps black plastic	800EP-LU2X
30 Latch for snap-on contact blocks and lamp elements	800E-A3L
31 Contact blocks N.O.  N.C.  N.O.E.M.  N.C.L.B.  N.O. (Low voltage)  N.C. (Low voltage) 	800E-3X10 800E-3X01 800E-3X10E 800E-3X01L 800E-3X10V 800E-3X01V
32 Lamp elements Standard  With diode and resistor  220 VAC 240 VAC	800E-3D0 800E-3R22 800E-3R7
33 Lamp elements with central lamp test With diode and resistor  220 VAC 240 VAC 	800E-3DD0 800E-3RDD22 800E-3RDD7

Individual Part	Cat. No.
34 Transformer elements 50/60 Hz for mounting on lamp elements primary secondary 110 – 120V 6V 1.2 VA 220 – 240V 6V 1.2 VA 380 – 415V 6V 1.2 VA 440 – 480V 6V 1.2 VA 220 – 240V 24V 1.2 VA	800E-3TS5 800E-3TS7 800E-3TS10 800E-3TS12 800E-3THS7
35 Transformer elements 50/60 Hz with lamp elements primary secondary 110 – 120V 6V 1.2 VA 220 – 240V 6V 1.2 VA 600V 6V 1.2 VA 220 – 240V 24V 1.2 VA 400V 24V 1.2 VA	800E-3T5 800E-3T7 800E-3T14 800E-3TH7 800E-3TH10
36 Incandescent lamps 6V 1.2 W 12V 1.4 W 24V 1.4 W 36V 1.4 W 48V 1.4 W 60V 1.5 W 110V 1.9 W for lamp elements 800E-R... and 800E-RDD... 130V 2.4 W	800E-N65 800E-N141 800E-N157 800E-N36 800E-N48 800E-N60 800E-N130
Neon lamps 110V – 127V 220V – 240V	800E-N230 800E-N240
LEDs see page 11-97.	





Control and Indicating Units

Product Selection: Individual Components — Square

Non-Illuminated Push Buttons



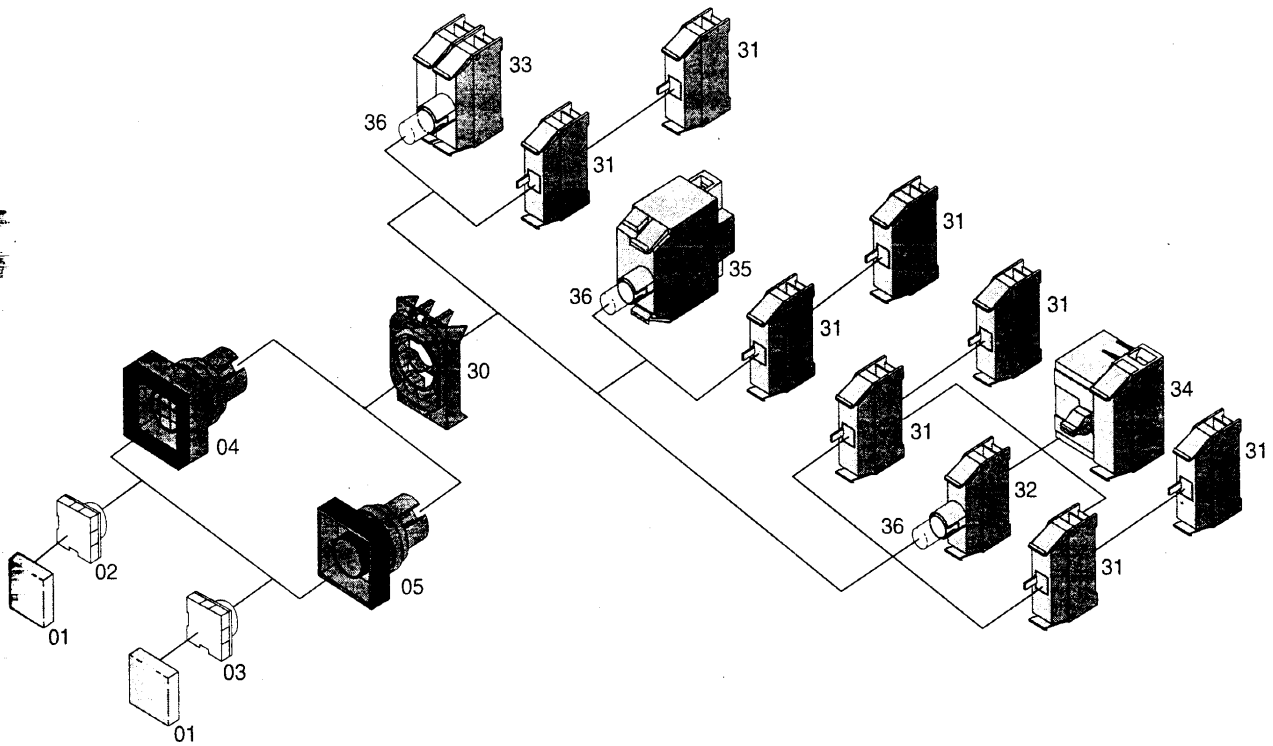
Individual Part	Cat. No.
01 Colour caps white black green red yellow blue	800EQ-AF1 800EQ-AF2 800EQ-AF3 800EQ-AF4 800EQ-AF5 800EQ-AF6
02 Legend colour caps green green START green ON red O red STOP red OFF Additional legend colour caps, see pages 11-106 – 11-111	800EQ-AF306W 800EQ-AF301W 800EQ-AF303W 800EQ-AF405W 800EQ-AF402W 800EQ-AF404W
03 Extended colour caps white black green red yellow blue	800EQ-AE1 800EQ-AE2 800EQ-AE3 800EQ-AE4 800EQ-AE5 800EQ-AE6
04 Extended legend colour caps red O red STOP red OFF Additional legend colour caps, see pages 11-106 – 11-111.	800EQ-AE4HY910W 800EQ-AE4HE02W 800EQ-AE4HE04W

Individual Part	Cat. No.
05 Plastic operator momentary, flush Plastic operator maintained, flush	800EQ-F9 800EQ-FA9
06 Guarded plastic operator, momentary	800EQ-G9
30 Latch for snap-on contact blocks and lamp elements	800E-A3L
31 Contact block N.O.  N.C.  N.O.E.M.  N.C.L.B.  N.O. (Low voltage) N.C. (Low voltage)	800E-3X10 800E-3X01 800E-3X10E 800E-3X01L 800E-3X10V 800E-3X01V

Control and Indicating Units

Product Selection: Individual Components — Square

Illuminated Push Buttons



0.
9
A9
39
3L
10
01
10E
01L
10V
01V

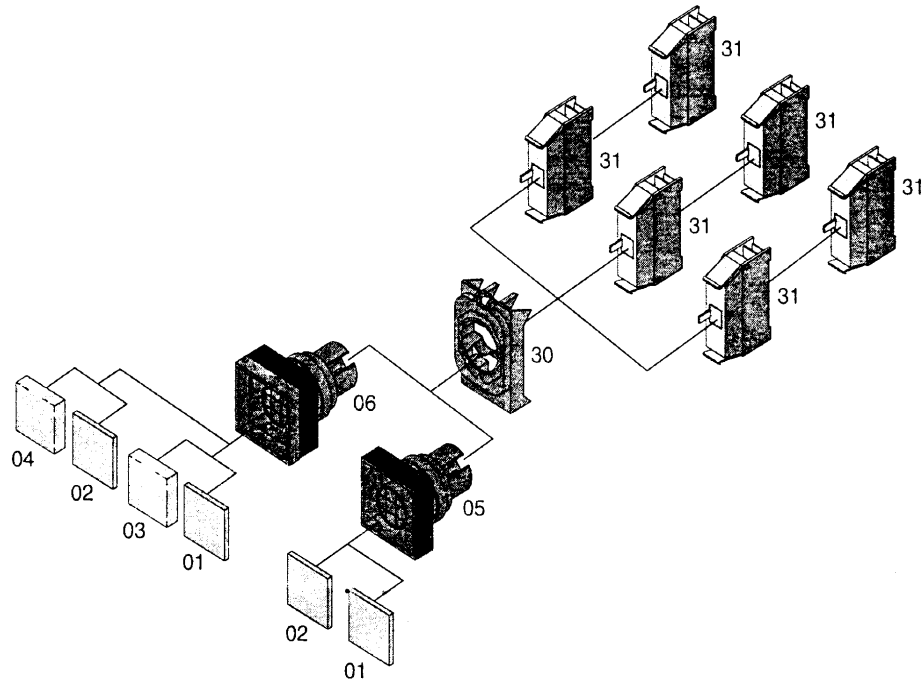
Individual Part	Cat. No.
01 Lens cap green red yellow blue transparent	800EQ-ALF3 800EQ-ALF4 800EQ-ALF5 800EQ-ALF6 800EQ-ALF7
02 Diffuser blank	800EQ-AD2
03 Legend diffusers see pages 11-106 – 11-111.	
04 Illuminated plastic operator momentary, flush	800EQ-LF9
05 Illuminated plastic operator maintained, flush	800EQ-LFA9
05 Illuminated plastic operator momentary, extended	800EQ-LE9
30 Latch for snap-on contact blocks and lamp elements	800E-A3L
31 Contact blocks N.O. N.C. N.O.E.M. N.C.L.B. N.O. (Low voltage) N.C. (Low voltage)	800E-3X10 800E-3X01 800E-3X10E 800E-3X01L 800E-3X10V 800E-3X01V
32 Lamp elements Standard With diode and resistor 220 VAC 240 VAC	800E-3D0 800E-3R22 800E-3R7

Individual Part	Cat. No.
33 Lamp elements with central lamp test With diode and resistor 220 VAC 240 VAC	800E-3DD0 800E-3RDD22 800E-3RDD7
34 Transformer elements 50/60 Hz for mounting on lamp elements primary secondary 110 – 120V 6V 1.2 VA 220 – 240V 6V 1.2 VA 380 – 415V 6V 1.2 VA 440 – 480V 6V 1.2 VA 220 – 240V 24V 1.2 VA	800E-3TS5 800E-3TS7 800E-3TS10 800E-3TS12 800E-3THS7
35 Transformer elements 50/60 Hz with lamp elements primary secondary 110 – 120V 6V 1.2 VA 220 – 240V 6V 1.2 VA 600V 6V 1.2 VA 220 – 240V 24V 1.2 VA 400V 24V 1.2 VA	800E-3T5 800E-3T7 800E-3T14 800E-3TH7 800E-3TH10
36 Incandescent lamps 6V 1.2 W 12V 1.4 W 24V 1.4 W 36V 1.4 W 48V 1.4 W 60V 1.5 W 110V 1.9 W for lamp elements 800E-R... and 800E-RDD... 130V 2.4 W	800E-N65 800E-N141 800E-N157 800E-N36 800E-N48 800E-N60 800E-N130 800E-N130
Neon lamps 110V – 127V 220V – 240V	800E-N230 800E-N240
LEDs see page 11-97.	

Control and Indicating Units

Product Selection: Individual Components — Square

Non-Illuminated Push Buttons

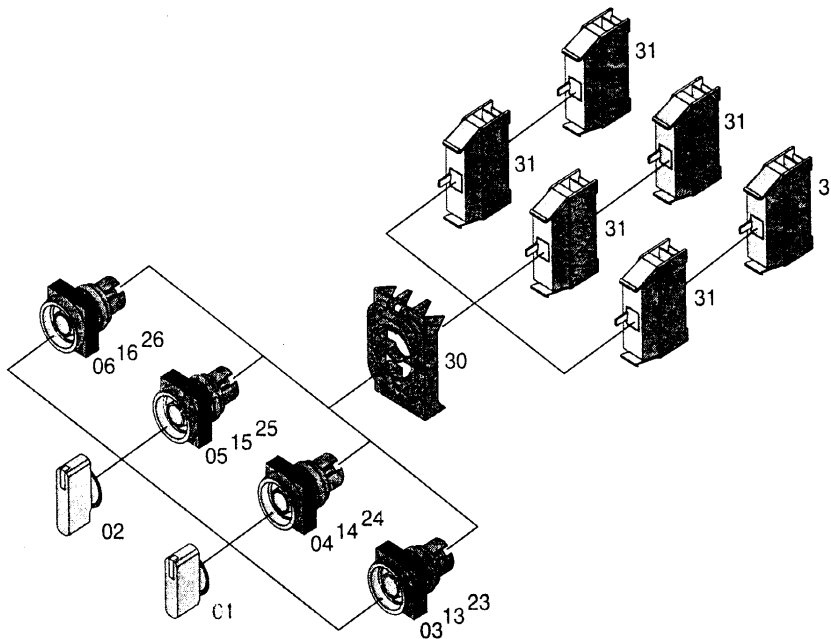


Individual Part	Cat. No.
01 Colour caps white black green red yellow blue	800EQ-AF1 800EQ-AF2 800EQ-AF3 800EQ-AF4 800EQ-AF5 800EQ-AF6
02 Legend colour caps green I green START green ON red O red STOP red OFF Additional legend colour caps, see pages 11-106 – 11-111	800EQ-AF306W 800EQ-AF301W 800EQ-AF303W 800EQ-AF405W 800EQ-AF402W 800EQ-AF404W
03 Extended colour caps white black green red yellow blue	800EQ-AE1 800EQ-AE2 800EQ-AE3 800EQ-AE4 800EQ-AE5 800EQ-AE6
04 Extended legend colour caps red O red STOP red OFF Additional legend colour caps, see pages 11-106 – 11-111.	800EQ-AE4HY910W 800EQ-AE4HE02W 800EQ-AE4HE04W

Individual Part	Cat. No.
05 Plastic operator momentary, flush	800EQ-F9
Plastic operator maintained, flush	800EQ-FA9
06 Guarded plastic operator, momentary	800EQ-G9
30 Latch for snap-on contact blocks and lamp elements	800E-A3L
31 Contact block	
N.O.	800E-3X10
N.C.	800E-3X01
N.O.E.M.	800E-3X10E
N.C.L.B.	800E-3X01L
N.O. (Low voltage)	800E-3X10V
N.C. (Low voltage)	800E-3X01V

Bulletin 800E
Control and Indicating Units
 Product Selection: Individual Components — Square

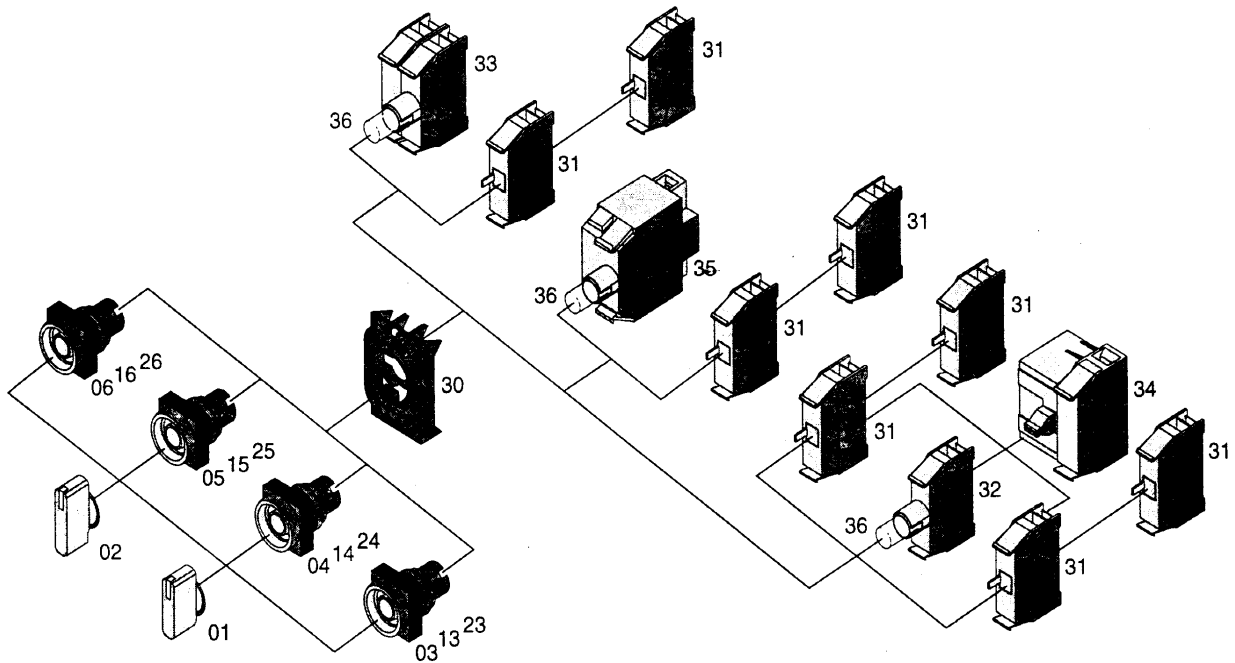
Non-Illuminated 2, 3 or 4 Position Selector Switch Operators



Individual Part	Cat. No.
01 Non-illuminated standard knob black plastic front ring	
white	800EQ-AS1
green	800EQ-AS3
red	800EQ-AS4
yellow	800EQ-AS5
blue	800EQ-AS6
02 Non-illuminated lever, black plastic front ring	
white	800EQ-AH1
green	800EQ-AH3
red	800EQ-AH4
yellow	800EQ-AH5
blue	800EQ-AH6
Front Elements — 2 Positions	
03 Plastic operator, maintained 60°	800EQ-SM29
04 Plastic operator, maintained 90°	800EQ-SN29
05 Plastic operator, spring return from left 60°	800EQ-SL29
06 Plastic operator, spring return from right 60°	800EQ-SR29

Individual Part	Cat. No.
Front Elements — 3 Positions	
13 Plastic operator, maintained 60°	800EQ-SM39
14 Plastic operator, spring return from left 60°	800EQ-SL39
15 Plastic operator, spring return from right 60°	800EQ-SR39
16 Plastic operator, spring return from right and left 60°	800EQ-SB39
Front Elements — 4 Positions	
23 Plastic operator, maintained	800EQ-SM49
24 Plastic operator, spring return from left	800EQ-SL49
25 Plastic operator, spring return from right	800EQ-SR49
26 Plastic operator, spring return from right and left	800EQ-SB49
30 Latch for snap-on contact blocks and lamp elements	800E-A3L
31 Contact blocks	
N.O.	800E-3X10
N.C.	800E-3X01
N.O.E.M.	800E-3X10E
N.C.L.B.	800E-3X01L
N.O. (Low voltage)	800E-3X10V
N.C. (Low voltage)	800E-3X01V

Illuminated 2, 3 or 4 Position Selector Switch Operators



Individual Part	Cat. No.
01 Illuminated standard knob, black plastic front ring	
white	800EQ-ALS1
green	800EQ-ALS3
red	800EQ-ALS4
yellow	800EQ-ALS5
blue	800EQ-ALS6
02 Illuminated lever, black plastic front ring	
white	800EQ-ALH1
green	800EQ-ALH3
red	800EQ-ALH4
yellow	800EQ-ALH5
blue	800EQ-ALH6
Front Elements — 2 Positions	
03 Illuminated plastic operator, maintained 60°	800EQ-LSM29
04 Illuminated plastic operator, maintained 90°	800EQ-LSN29
05 Illuminated plastic operator, spring return from left 60°	800EQ-LSL29
06 Illuminated plastic operator, spring return from right 60°	800EQ-LSR29
Front Elements — 3 Positions	
13 Illuminated plastic operator, maintained 60°	800EQ-LSM39
14 Illuminated plastic operator, spring return from left 60°	800EQ-LSL39
15 Illuminated plastic operator, spring return from right 60°	800EQ-LSR39
16 Illuminated plastic operator, spring return from right and left 60°	800EQ-LSB39
Front Elements — 4 Positions	
23 Illuminated plastic operator, maintained	800EQ-LSM49
24 Illuminated plastic operator, spring return from left	800EQ-LSL49
25 Illuminated plastic operator, spring return from right	800EQ-LSR49
26 Illuminated plastic operator, spring return from right and left	800EQ-LSB49

Individual Part	Cat. No.
30 Latch for snap-on contact blocks and lamp elements	800E-A3L
31 Contact blocks	
N.O.	800E-3X10
N.C.	800E-3X01
N.O.E.M.	800E-3X10E
N.C.L.B.	800E-3X01L
N.O. (Low voltage)	800E-3X10V
N.C. (Low voltage)	800E-3X01V
32 Lamp elements	
Standard	800E-3D0
With diode and resistor	
220 VAC	800E-3R22
240 VAC	800E-3R7
33 Lamp element with central lamp test	80E-DD0
With diode and resistor	
220 VAC	800E-3RDD22
240 VAC	800E-3RDD7
34 Transformer elements 50/60 Hz for mounting on lamp elements	
primary secondary	
110 – 120V 6V 1.2 VA	800E-3TS5
220 – 240V 6V 1.2 VA	800E-3TS7
380 – 415V 6V 1.2 VA	800E-3TS10
440 – 480V 6V 1.2 VA	800E-3TS12
220 – 240V 24V 1.2 VA	800E-3THS7
35 Transformer elements 50/60 Hz with lamp elements	
primary secondary	
110 – 120V 6V 1.2 VA	800E-3T5
220 – 240V 6V 1.2 VA	800E-3T7
600V 6V 1.2 VA	800E-3T14
220 – 240V 24V 1.2 VA	800E-3TH7
400V 24V 1.2 VA	800E-3TH10
36 Incandescent, Neon lamps and LEDs see page 11-97.	

9
9
19
19
19
19
0
1
JE
1L
JV
IV

Control and Indicating Units

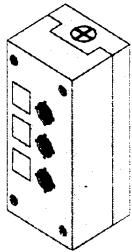
Product Selection: Accessories

Enclosures

Enclosures for Base Mounting Plastic Yellow/Grey

Protection Class IP66 according to IEC 529,

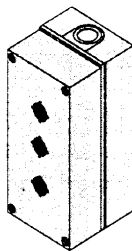
Spray water protection according to SEV 3047



Type	Number of Holes	Cat. No.
Plastic grey empty with \varnothing 22.5 mm mounting holes. 2 cable entry holes, one \varnothing 21.5 mm, knock-out cable entry above and one cable gland below	1	800E-1P
	2	800E-2P
	3	800E-3P
	5	800E-5P
Plastic yellow empty with \varnothing 22.5 mm mounting holes	1	800E-1PY
	2	800E-2PY
	3	800E-3PY
	5	800E-5PY

Enclosures for Base Mounting Aluminum Yellow/Grey

Protection Class IP66 according to IEC 529

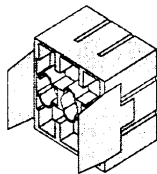


Type	Number of Holes	Cat. No.
Aluminum painted grey empty with \varnothing 22.5 mm mounting holes and spacer 2 \varnothing 23 mm cable entry holes	1	800E-1M
	2	800E-2M
	3	800E-3M
	5	800E-5M
Aluminum painted yellow empty with \varnothing 22.5 mm mounting holes and spacer	1	800E-1MY

Accessories to Enclosures

Type	Cat. No.
Grounding screw kit for use in plastic enclosure only	800E-AGS2

Note: Package of 20 pieces



Type	Cat. No.
Spacer for fixing the base mounting elements in enclosures (only as a spare part)	800E-A3BA

Note: Package of 10 pieces

Adapter Ring



- The adapter ring allows a \varnothing 22.5 mm push button oper. to be installed into a panel with existing 30 mm mounting holes.
- Single package

Type	Cat. No.
Shiny metal IP66	800E-AHA1
Black metal IP66	800E-AHA2

Hole Plug



- To close spare holes
- Package of 10 pieces

Colour	Cat. No.
grey	800E-N8
black	800E-N2

Conduit Hubs



- Package of 10 pieces

Type	Cat. No.
Plastic (PG16)	800EP-ACG16
Metal (PG16)	800EM-ACG16

Mounting Ring Nut (Only as a Spare Part)



- For fixing the front elements
- Package of 10 pieces

Type	Cat. No.
Plastic	800E-AR1
Metal	800E-AR2

Mounting Ring Wrench



- To tighten the securing nut
- Single package

Type	Cat. No.
Plastic	800E-AW2

Lens/Bulb Removal Tool



- To incandescent or neon lamps
- For fixing the lens cap

Type	Cat. No.
Plastic	800E-ALR1

Anti-Rotating Washer



- Provides an extra anti-rotation feature


Type	Cat. No.
Metal	800E-ALC1

Bulletin 800E
Control and Indicating Units
 Product Selection: Accessories

Legend Plate Carriers



- Snap in legend plates
- 800E-150 rounded at bottom
- Package of 10 pieces



- Secures with double adhesive strip or 2 screws

Legend Plate Carriers for Multi-Function Operators



- To snap in legend plates
- Package of 10 pieces

Legend Plates



- Legend plates with text and symbols, see pages 11-116 – 11-118
- Package of 10 pieces

Legend Plate for Enclosures for Surface Mounting



- Legend plates with text and symbols, see page 11-119
- Package of 10 pieces



Legend plate carriers 800E-110, 800E-120 or 800E-150 cannot be used with maintained operators.

Type	Cat. No.
30 x 40 mm IP66	800E-110
30 x 50 mm IP66	800E-120
30 x 50 mm IP65	800E-150

Type	Cat. No.
48 x 18 mm	800E-160

Type	Cat. No.
30 x 75 mm IP65	800E-200

For Legend Plate Holder	Cat. No.
Plastic 30 x 40 mm IP66	800E-17BE100
Plastic 30 x 50 mm IP66	800E-18BE100
Anodised metal 30 x 50 mm IP65	800E-30AE100
Anodised metal 48 x 18 mm IP65	800E-20AE100

For Enclosures	Cat. No.
19 x 19 mm IP66	800E-19AE100

EMERGENCY STOP Rings




- Blank
- Printed
- Package of 10 pieces

Sealing Caps




- For push buttons flush 800EP-F...
- For push-buttons square flush operators 800EQ-F...
- For multi-function operators 800EP-(L)U(2)3
- Package of 10 pieces

Incandescent Lamps



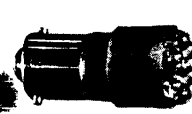
- BA 9s socket
- Package of 10 pieces

Neon Lamps



- BA 9s socket
- Package of 10 pieces

LEDs



- BA 9s socket
- Single package

Legend Text	ø 60 mm	ø 90 mm
	Cat. No.	Cat. No.
Blank	800E-15Y	800E-16Y
German	800E-15YG112	800E-16YG112
English	800E-15YE112	800E-16YE112
French	800E-15YF112	800E-16YF112
Multi-ling. Ger., Eng., Fre.	800E-15YM112	800E-16YM112
Dutch	800E-15YD112	800E-16YD112
Spanish	800E-15YS112	800E-16YS112
Italian	800E-15YT112	800E-16YT112
Swedish	800E-15YW112	800E-16YW112

Push Button	Cat. No.
800EP-F... IP66 round	800E-AB7
800EQ-F... IP66 square	800EQ-AB7

Multi-Function Operator	Cat. No.
flush — IP66	800E-AUB3
Position A extended IP66	800E-AUB2
Position B extended IP66	800E-AUB1

Voltage	Cat. No.
6V 1.2 W	800E-N65
12V 1.4 W	800E-N141
24V 1.4 W	800E-N157
36V 1.4 W	800E-N36
48V 1.4 W	800E-N48
60V 1.5 W	800E-N60
110V 1.9 W	800E-N130
for lamp elements 800E-R... and 800E-RDD... 130V 2.4 W	800E-N130

Voltage	Cat. No.
110 – 127V	800E-N230
220 – 240V	800E-N240

Colour/Voltage		Cat. No.
Red/6V	AC	800E-N65R
Green/6V	AC	800E-N65G
Yellow/6V	AC	800E-N65A
Blue/6V	AC	800E-N65B
Red/12V	AC/DC	800E-N141R
Green/12V	AC/DC	800E-N141G
Yellow/12V	AC/DC	800E-N141A
Blue/12V	AC/DC	800E-N141B
Red/24V	AC/DC	800E-N157R
Green/24V	AC/DC	800E-N157G
Yellow/24V	AC/DC	800E-N157A
Blue/24V	AC/DC	800E-N157B
Red/48V	AC/DC	800E-N48R
Green/48V	AC/DC	800E-N48G
Yellow/48V	AC/DC	800E-N48A
Blue/48V	AC/DC	800E-N48B
Red/130V	AC	800E-N169R
Green/130V	AC	800E-N169G
Yellow/130V	AC	800E-N169A
Blue/130V	AC	800E-N169B


Bulletin 800E
Control and Indicating Units
 Product Selection: Accessories

Locking Attachments




- For flush non-illuminated push buttons

Description	Cat. No.
Locking attachment	800E-AFL1



- For extended non-illuminated push buttons

Description	Cat. No.
Locking attachment	800E-AEL1



- For mushroom operators

Description	Cat. No.
Locking attachment	800E-AML1




- For 2 position selector switch operators

Description	Cat. No.
Right lock position	800E-ASL2R
Left lock position	800E-ASL2L
Right lock position 90°	800E-ASL2NR



- For 3 position selector switch operators

Description	Cat. No.
Left lock position	800E-ASL3L
Center lock position	800E-ASL3C
Right lock position	800E-ASL3R
Left/center lock position	800E-ASL3LC
Right/center lock position	800E-ASL3RC



- For flush, extended and guarded momentary and maintained operators

Description	Cat. No.
Locking cover	800E-AL01

- For standard knob selector switch operators
- For potentiometer operators

- For use with illuminated and non-illuminated 2 position push-pull mushroom operators only

Description	Cat. No.
Protective ring	800E-AMRG

Optional Key Lock Numbers

Key Lock RONIS

Key No.	Cat. No.	Code
3825	800E-AKR3825	R (Standard)
3801	800E-AKR3801	01R ①
3802	800E-AKR3802	02R ①
3803	800E-AKR3803	03R ①
3804	800E-AKR3804	04R ①
3805	800E-AKR3805	05R ①
3806	800E-AKR3806	06R ①

Key No.	Cat. No.	Code
4001	800E-AKR4001	27R ①
4002	800E-AKR4002	28R ①
4003	800E-AKR4003	29R ①
4004	800E-AKR4004	30R ①
4005	800E-AKR4005	31R ①
4006	800E-AKR4006	32R ①
4007	800E-AKR4007	33R ①

Key No.
3910 ①
Cat. No.
800E-AKR3910
Main Key

Key No.
3901 ①
Cat. No.
800E-AKR3901
Master Key

Key No.
3920 ①
Cat. No.
800E-AKR3920
Main Key

Key Lock ZADI

Key No.	Cat. No.	Code
006	800E-AKZ006	Z (Standard)
001	800E-AKZ001	01Z ①
002	800E-AKZ002	02Z ①
003	800E-AKZ003	03Z ①
004	800E-AKZ004	04Z ①
005	800E-AKZ005	05Z ①
007	800E-AKZ007	07Z ①
008	800E-AKZ008	08Z ①
009	800E-AKZ009	09Z ①
010	800E-AKZ010	10Z ①
011	800E-AKZ011	11Z ①
012	800E-AKZ012	12Z ①
013	800E-AKZ013	13Z ①
014	800E-AKZ014	14Z ①

Key No.
109 ①
Cat. No.
800E-AKZ109
Main Key

Additional key no. on request

① Price and delivery time on request

Control and Indicating Units

Product Selection: Accessories Legend Colour Caps/Legend Diffuser Caps Round

Legend Colour Caps

Two Colour Moulded

Package of 10 pieces

	Colour Cap Flush White, Text Black	Colour Cap Flush Black, Text White	Colour Cap Flush Green, Text White	Colour Cap Flush Red, Text White	Colour Cap Flush Blue, Text White
	Cat. No.	Cat. No.	Cat. No.	Cat. No.	Cat. No.
→ ①	800E-AF108B	800E-AF208W	800E-AF308W	—	—
I	800E-AF106B	800E-AF206W	800E-AF306W	—	—
START	800E-AF101B	—	800E-AF301W	—	—
ON	800E-AF103B	—	800E-AF303W	—	—
RESET	—	—	—	800E-AF407W	800E-AF607W
R	—	—	—	—	800E-AF611W
O	—	800E-AF205W	—	800E-AF405W	—
STOP	—	800E-AF202W	—	800E-AF402W	—
OFF	—	800E-AF204W	—	800E-AF404W	—
FORWARD	800E-AF109B	800E-AF209W	—	—	—
REVERSE	800E-AF110B	800E-AF210W	—	—	—
⓪	800E-AF119W	800E-AF219W	—	—	—
⊕	800E-AF120W	800E-AF220W	—	—	—
Ⓢ	800E-AF121W	800E-AF221W	—	—	—

① Rotation on 90° (→, ↓, ←, ↑)

Legend Colour Caps/Legend Diffuser Caps with Symbols

Hot Stamped, According to DIN 30 600 and ISO R 369

Package of 10 pieces

Symbol	Standard	Description	Colour Cap Flush Black, Symbol White	Colour Cap Flush White, Symbol Black	Diffuser Cap for Illuminated Push Buttons, Symbol Black	Diffuser Cap for Pilot Lights, Symbol Black
			Cat. No.	Cat. No.	Cat. No.	Cat. No.
→	ISO 1	Linear motion	—	—	800E-AD2HY700B	800E-AD3HY700B
↔	ISO 2	Linear motion in 2 directions	800E-AF2HY701W	800E-AF1HY701B	800E-AD2HY701B	800E-AD3HY701B
→	ISO 4	Limited linear motion	800E-AF2HY704W	800E-AF1HY704B	800E-AD2HY704B	800E-AD3HY704B
↔	ISO 5	Limited linear motion once there and back	800E-AF2HY705W	800E-AF1HY705B	800E-AD2HY705B	800E-AD3HY705B
↻	DIN 100 ISO 7A	Rotation in direction of the arrow	800E-AF2HY707W	800E-AF1HY707B	800E-AD2HY707B	800E-AD3HY707B
↻	ISO 7B	Rotation in direction of the arrow	800E-AF2HY708W	800E-AF1HY708B	800E-AD2HY708B	800E-AD3HY708B
∞	ISO 16	Feed	800E-AF2HY720W	800E-AF1HY720B	800E-AD2HY720B	800E-AD3HY720B
∞	ISO 26	High speed	800E-AF2HY728W	800E-AF1HY728B	800E-AD2HY728B	800E-AD3HY728B
+	ISO 28	Increase a variable	800E-AF2HY730W	800E-AF1HY730B	800E-AD2HY730B	800E-AD3HY730B
-	ISO 29	Decrease a variable	800E-AF2HY731W	800E-AF1HY731B	800E-AD2HY731B	800E-AD3HY731B
Ⓜ	ISO 41	Electric motor	800E-AF2HY800W	800E-AF1HY800B	800E-AD2HY800B	800E-AD3HY800B
⊕	ISO 48	Pumps in general	800E-AF2HY807W	800E-AF1HY807B	800E-AD2HY807B	800E-AD3HY807B
↻	ISO 61	Continuous regulation	—	—	800E-AD2HY900B	800E-AD3HY900B
↗	ISO 62	Continuous adjustment	800E-AF2HY921W	800E-AF1HY921B	800E-AD2HY921B	800E-AD3HY921B
→←	ISO 63A	Tighten terminals	800E-AF2HY901W	800E-AF1HY901B	800E-AD2HY901B	—
⇄	ISO 64A	Release	800E-AF2HY903W	800E-AF1HY903B	800E-AD2HY903B	—
→⊘←	ISO 65	Brake on	800E-AF2HY905W	800E-AF1HY905B	800E-AD2HY905B	—
←⊘→	ISO 66	Brake off	800E-AF2HY906W	800E-AF1HY906B	800E-AD2HY906B	—
Ⓢ	DIN 267	Automatic or semiautomatic cycle	—	—	800E-AD2HY922B	800E-AD3HY922B

Product Selection: Accessories Legend Colour Caps/Legend Diffuser Caps Round

Legend Colour Caps/Legend Diffuser Caps with Symbols, Continued

Package of 10 pieces

Hot Stamped, According to DIN 30 600 and ISO R 369

Symbol	Standard	Description	Colour Cap Flush Black, Symbol White	Colour Cap Flush White, Symbol Black	Diffuser Cap for Illuminated Push Buttons, Symbol Black	Diffuser Cap for Pilot Lights, Symbol Black
			Cat. No.	Cat. No.	Cat. No.	Cat. No.
	DIN 35	Manual control	800E-AF2HY908W	800E-AF1HY908B	800E-AD2HY908B	800E-AD3HY908B
I	ISO 69	ON	—	—	800E-AD2HY909B	800E-AD3HY909B
○	ISO 70	OFF	—	—	800E-AD2HY910B	800E-AD3HY910B
⊖	ISO 71	ON-OFF	—	—	800E-AD2HY919B	—
⊕	ISO 72	ON whilst push button depressed	—	—	800E-AD2HY920B	—
⊙	ISO 5232	START	—	—	800E-AD2HY921B	—
	DIN 46 ISO 74	Disable	800E-AF2HY913W	800E-AF1HY913B	800E-AD2HY913B	—
	DIN 45 ISO 75	Enable	800E-AF2HY914W	800E-AF1HY914B	800E-AD2HY914B	—
	ISO 91	Shear pin	—	—	—	800E-AD3HY850B
	DIN 131 ISO 92	Danger high voltage	—	—	—	800E-AD3HY851B
I	ISO 93	Caution	—	—	—	800E-AD3HY852B
	ISO 94	Main switch	—	—	—	800E-AD3HY853B
	DIN 986	Set-up	800E-AF2HY855W	800E-AF1HY855B	800E-AF2HY855B	—
	DIN 155	Audible signal	800E-AF2HY854W	800E-AF1HY854B	—	800E-AD3HY854B
	ISO 101	Coolant	800E-AF2HY875W	800E-AF1HY875B	800E-AD2HY875B	—
	ISO 139 ISO 102	Light	—	—	800E-AD2HY876B	—
	DIN 256 ISO 104	Filler	—	—	800E-AD2HY878B	800E-AD3HY878B
	DIN 257 ISO 106	Drain	—	—	800E-AD2HY880B	800E-AD3HY880B
	DIN 258 ISO 105	Overflow	—	—	800E-AD2HY881B	800E-AD3HY881B
	DIN 175 ISO 107	Lubrication	800E-AF2HY882W	800E-AF1HY882B	800E-AD2HY882B	800E-AD3HY882B
	DIN 263 ISO 108	Blowing	800E-AF2HY883W	800E-AF1HY883B	800E-AD2HY883B	800E-AD3HY883B
	DIN 264 ISO 109	Suction	800E-AF2HY884W	800E-AF1HY884B	800E-AD2HY884B	800E-AD3HY884B
II		Step 2	800E-AF2HY602W	800E-AF1HY602B	800E-AD2HY602B	—
III		Step 3	800E-AF2HY603W	800E-AF1HY603B	800E-AD2HY603B	—
IV		Step 4	800E-AF2HY604W	800E-AF1HY604B	800E-AD2HY604B	—
V		Step 5	800E-AF2HY605W	800E-AF1HY605B	800E-AD2HY605B	—
R		Reset	—	—	800E-AD2HY924B	—

Symbol	Standard	Description	Colour Cap Extended Red, Symbol White
			Cat. No.
○	ISO 70	OFF	800E-AE4HY910W

Symbol	Standard	Description	Colour Cap Flush Green, Symbol White
			Cat. No.
II		Step 2	800E-AF3HY602W

IS
B
B
B
3B
7B
8B
0B
8B
30B
31B
30B
07B
100B
321B
1922B

Control and Indicating Units

Product Selection: Accessories Legend Colour Caps/Legend Diffuser Caps Round

Legend Colour Caps/Legend Diffuser Caps with Text, Continued

Hot Stamped, According to DIN 30 600 and ISO R 369

Package of 10 pieces

German	Colour Cap Flush Black, Text White	Diffuser Cap for Illuminated Push Buttons, Text Black	Diffuser Cap for Pilot Lights, Text Black
	Cat. No.	Cat. No.	Cat. No.
EIN	—	800E-AD2HG03B	800E-AD3HG03B
AUS	800E-AF2HG04W	800E-AD2HG04B	800E-AD3HG04B
AUF	800E-AF2HG12W	800E-AD2HG12B	—
AB	800E-AF2HG13W	800E-AD2HG13B	—
ZU	800E-AF2HG14W	800E-AD2HG14B	—
HEBEN	800E-AF2HG15W	800E-AD2HG15B	—
SENKEN	800E-AF2HG16W	800E-AD2HG16B	—
RECHTS	800E-AF2HG17W	800E-AD2HG17B	—
LINKS	800E-AF2HG18W	800E-AD2HG18B	—
VOR	800E-AF2HG09W	800E-AD2HG09B	—
ZURUECK	800E-AF2HG10W	800E-AD2HG10B	—
SCHNELL	800E-AF2HG19W	800E-AD2HG19B	—
LANGSAM	800E-AF2HG20W	800E-AD2HG20B	—
EINRICHTEN	800E-AF2HG21W	800E-AD2HG21B	—
BETRIEB	800E-AF2HG22W	800E-AD2HG22B	800E-AD3HG22B
START	—	800E-AD2HE01B	800E-AD3HE01B
STOP	—	800E-AD2HE02B	800E-AD3HE02B
HAND	800E-AF2HE23W	800E-AD2HE23B	800E-AD3HE23B
AUTO	800E-AF2HE24W	800E-AD2HE24B	800E-AD3HE24B
ÖFFNEN	800E-AF2HG05W	—	—
SCHLIESSEN	800E-AF2HG06W	—	—
STÖRUNG	800E-AF2HG27W	—	—
	Colour Cap Flush White, Text Black		
	Cat. No.		
EIN	800E-AF1HG03B		
	Colour Cap Flush Green, Text White		
	Cat. No.		
EIN	800E-AF3HG03W		
	Colour Cap Flush Red, Text White		
	Cat. No.		
AUS	800E-AF4HG04W		
	Colour Cap Extended Red, Text White		
	Cat. No.		
STOP	800E-AE4HE02W		
AUS	800E-AE4HG04W		

English	Colour Cap Flush Black, Text White	Diffuser Cap for Illuminated Push Buttons, Text Black	Diffuser Cap for Pilot Lights, Text Black
	Cat. No.	Cat. No.	Cat. No.
ON	—	800E-AD2HE03B	800E-AD3HE03B
OFF	—	800E-AD2HE04B	800E-AD3HE04B
UP	800E-AF2HE12W	800E-AD2HE12B	—
DOWN	800E-AF2HE13W	800E-AD2HE13B	—
CLOSE	800E-AF2HE14W	800E-AD2HE14B	—
RAISE	800E-AF2HE15W	800E-AD2HE15B	—
LOWER	800E-AF2HE16W	800E-AD2HE16B	—
RIGHT	800E-AF2HE17W	800E-AD2HE17B	—
LEFT	800E-AF2HE18W	800E-AD2HE18B	—
FAST	800E-AF2HE19W	800E-AD2HE19B	—
SLOW	800E-AF2HE20W	800E-AD2HE20B	—
SET-UP	800E-AF2HE21W	800E-AD2HE21B	—

Control and Indicating Units

Product Selection: Accessories Legend Colour Caps/Legend Diffuser Caps Round

Legend Colour Caps/Legend Diffuser Caps with Text, Continued

Hot Stamped, According to DIN 30 600 and ISO R 369

Package of 10 pieces

English, Continued	Colour Cap Flush Black, Text White	Diffuser Cap for Illuminated Push Buttons, Text Black	Diffuser Cap for Pilot Lights, Text Black
	Cat. No.	Cat. No.	Cat. No.
RUN	800E-AF2HE22W	800E-AD2HE22B	800E-AD3HE22B
START	—	800E-AD2HE01B	800E-AD3HE01B
STOP	—	800E-AD2HE02B	800E-AD3HE02B
HAND	800E-AF2HE23W	800E-AD2HE23B	800E-AD3HE23B
AUTO	800E-AF2HE24W	800E-AD2HE24B	800E-AD3HE24B
TRIP	800E-AF2HE25W	800E-AD2HE25B	800E-AD3HE25B
POWER ON	800E-AF2HE26W	800E-AD2HE26B	800E-AD3HE26B
FAULT	800E-AF2HE27W	800E-AD2HE27B	800E-AD3HE27B
OPEN	800E-AF2HE05W	800E-AD2HE05B	—
	Colour Cap Flush Green, Text White		
	Cat. No.		
JOG	800E-AF3HE38W		
	Colour Cap Extended Red, Text White		
	Cat. No.		
STOP	800E-AE4HE02W		
OFF	800E-AE4HE04W		

French	Colour Cap Flush Black, Text White	Diffuser Cap for Illuminated Push Buttons, Text Black	Diffuser Cap for Pilot Lights, Text Black
	Cat. No.	Cat. No.	Cat. No.
MARCHE	—	800E-AD2HF03B	800E-AD3HF03B
ARRET	800E-AF2HF04W	800E-AD2HF04B	800E-AD3HF04B
OUVRIER	800E-AF2HF12W	800E-AD2HF12B	—
DESCENDRE	800E-AF2HF13W	800E-AD2HF13B	—
FERMER	800E-AF2HF14W	800E-AD2HF14B	—
MONTER	800E-AF2HF15W	800E-AD2HF15B	—
DROITE	800E-AF2HF17W	800E-AD2HF17B	—
GAUCHE	800E-AF2HF18W	800E-AD2HF18B	—
AVANT	800E-AF2HF09W	800E-AD2HF09B	—
ARRIERE	800E-AF2HF10W	800E-AD2HF10B	—
RAPIDE	800E-AF2HF19W	800E-AD2HF19B	—
LENT	800E-AF2HF20W	800E-AD2HF20B	—
REGLER	800E-AF2HF21W	800E-AD2HF21B	—
EN SERVICE	800E-AF2HF22W	800E-AD2HF22B	800E-AD3HF22B
START	—	800E-AD2HE01B	800E-AD3HE01B
STOP	—	800E-AD2HE02B	800E-AD3HE02B
MANUEL	800E-AF2HF23W	800E-AD2HF23B	800E-AD3HF23B
AUTO	800E-AF2HE24W	800E-AD2HE24B	800E-AD3HE24B
FAUTE	800E-AF2HF27W	800E-AD2HF27B	800E-AD3HF27B
	Colour Cap Flush White, Text Black		
	Cat. No.		
MARCHE	800E-AF1HF03B		
	Colour Cap Flush Green, Text White		
	Cat. No.		
MARCHE	800E-AF3HF03W		
ARRIERE	800E-AF3HF10W		
	Colour Cap Flush Red, Text White		
	Cat. No.		
ARRET	800E-AF4HF04W		

Control and Indicating Units

Product Selection: Accessories Legend Colour Caps/Legend Diffuser Caps Round

Legend Colour Caps/Legend Diffuser Caps with Text, Continued

Package of 10 pieces

Hot Stamped, According to DIN 30 600 and ISO R 369

French, Continued	Colour Cap Extended Red, Text White		
	Cat. No.		
STOP	800E-AE4HE02W		
ARRET	800E-AE4HF04W		

Italian	Colour Cap Flush Black, Text White	Diffuser Cap for Illuminated Push Buttons, Text Black	Diffuser Cap for Pilot Lights, Text Black
	Cat. No.	Cat. No.	Cat. No.
INSERIRE	—	800E-AD2HT03B	800E-AD3HT03B
DISINSERIRE	800E-AF2HT04W	800E-AD2HT04B	800E-AD3HT04B
APRIRE	800E-AF2HT12W	800E-AD2HT12B	—
DISCESA	800E-AF2HT13W	800E-AD2HT13B	—
CHIUDERE	800E-AF2HT14W	800E-AD2HT14B	—
SALITA	800E-AF2HT15W	800E-AD2HT15B	—
ABBASSARE	800E-AF2HT16W	800E-AD2HT16B	—
DESTRA	800E-AF2HT17W	800E-AD2HT17B	—
SINISTRA	800E-AF2HT18W	800E-AD2HT18B	—
AVANTI	800E-AF2HT09W	800E-AD2HT09B	—
INDIETRO	800E-AF2HT10W	800E-AD2HT10B	—
RAPIDO	800E-AF2HT19W	800E-AD2HT19B	—
LENTO	800E-AF2HT20W	800E-AD2HT20B	—
PREPARARE	800E-AF2HT21W	800E-AD2HT21B	—
IN SERVIZIO	800E-AF2HT22W	800E-AD2HT22B	800E-AD3HT22B
START	—	800E-AD2HE01B	800E-AD3HE01B
STOP	—	800E-AD2HE02B	800E-AD3HE02B
MANUALE	800E-AF2HT23W	800E-AD2HT23B	800E-AD3HT23B
AUTO	800E-AF2HE24W	800E-AD2HE24B	800E-AD3HE24B

	Colour Cap Flush White, Text Black		
	Cat. No.		
INSERIRE	800E-AF1HT03B		

	Colour Cap Flush Green, Text White		
	Cat. No.		
INSERIRE	800E-AF3HT03W		

	Colour Cap Flush Red, Text White		
	Cat. No.		
DISINSERIRE	800E-AF4HT04W		

	Colour Cap Extended Red, Text White		
	Cat. No.		
STOP	800E-AE4HE02W		
DISINSERIRE	800E-AE4HT04W		

Control and Indicating Units

Product Selection: Accessories Legend Colour Caps/Legend Diffuser Caps Round

Legend Colour Caps/Legend Diffuser Caps with Text, Continued

Hot Stamped, According to DIN 30 600 and ISO R 369

Package of 10 pieces

Spanish	Colour Cap Flush Black, Text White	Diffuser Cap for Illuminated Push Buttons, Text Black	Diffuser Cap for Pilot Lights, Text Black
	Cat. No.	Cat. No.	Cat. No.
SUBIR	800E-AF2HS12W	800E-AD2HS12B	—
BAJAR	800E-AF2HS13W	800E-AD2HS13B	—
DERECHA	800E-AF2HS17W	800E-AD2HS17B	—
IZQUIERDA	800E-AF2HS18W	800E-AD2HS18B	—
ADELANTE	800E-AF2HS09W	800E-AD2HS09B	—
ATRAS	800E-AF2HS10W	800E-AD2HS10B	—
ARRANQUE	—	800E-AD2HS01B	800E-AD3HS01B
PARO	800E-AF2HS02W	800E-AD2HS02B	800E-AD3HS02B
EN SERVICIO	800E-AF2HS22W	800E-AD2HS22B	800E-AD3HS22B
MANUAL	800E-AF2HS23W	800E-AD2HS23B	800E-AD3HS23B
AUTO	800E-AF2HE24W	800E-AD2HE24B	800E-AD3HE24B
	Colour Cap Flush White, Text Black		
	Cat. No.		
MARCHA	800E-AF1HS03B		
	Colour Cap Flush Green, Text White		
	Cat. No.		
MARCHA	800E-AF3HS03W		
	Colour Cap Flush Red, Text White		
	Cat. No.		
PARADA	800E-AF4HS04W		
	Colour Cap Extended Red, Text White		
	Cat. No.		
PARO	800E-AE4HS02W		
PARADA	800E-AE4HS04W		
Swedish	Colour Cap Flush Black, Text White	Diffuser Cap for Illuminated Push Buttons, Text Black	Diffuser Cap for Pilot Lights, Text Black
	Cat. No.	Cat. No.	Cat. No.
UPP	800E-AF2HN12W	800E-AD2HN12B	—
NER	800E-AF2HN13W	800E-AD2HN13B	—
HÖGER	800E-AF2HN17W	800E-AD2HN17B	—
VANSTER	800E-AF2HN18W	800E-AD2HN18B	—
FRAM	800E-AF2HN09W	800E-AD2HN09B	—
BACK	800E-AF2HN10W	800E-AD2HN10B	—
START	—	800E-AD2HE01B	800E-AD3HE01B
STOP	—	800E-AD2HE02B	800E-AD3HE02B
HAND	800E-AF2HE23W	800E-AD2HE23B	800E-AD3HE23B
AUTO	800E-AF2HE24W	800E-AD2HE24B	800E-AD3HE24B
	Colour Cap Extended Red, Text White		
	Cat. No.		
STOP	800E-AE4HE02W		
OFF	800E-AE4HE04W		

Control and Indicating Units

Product Selection: Accessories Legend Colour Caps/Legend Diffuser Caps Square

Legend Colour Caps

Two Colour Moulded

Package of 10 pieces

	Colour Cap Flush White, Text Black	Colour Cap Flush Black, Text White	Colour Cap Flush Green, Text White	Colour Cap Flush Red, Text White	Colour Cap Flush Blue, Text White
	Cat. No.	Cat. No.	Cat. No.	Cat. No.	Cat. No.
→ ①	800EQ-AF108B	800EQ-AF208W	800EQ-AF308W	—	—
I	800EQ-AF106B	800EQ-AF206W	800EQ-AF306W	—	—
START	800EQ-AF101B	—	800EQ-AF301W	—	—
ON	800EQ-AF103B	—	800EQ-AF303W	—	—
RESET	—	—	—	800EQ-AF407W	800EQ-AF607W
R	—	—	—	—	800EQ-AF611W
O	—	800EQ-AF205W	—	800EQ-AF405W	—
STOP	—	800EQ-AF202W	—	800EQ-AF402W	—
OFF	—	800EQ-AF204W	—	800EQ-AF404W	—
FORWARD	800EQ-AF109B	800EQ-AF209W	—	—	—
REVERSE	800EQ-AF110B	800EQ-AF210W	—	—	—
⓪	800EQ-AF119W	800EQ-AF219W	—	—	—
Ⓢ	800EQ-AF120W	800EQ-AF220W	—	—	—
Ⓞ	800EQ-AF121W	800EQ-AF221W	—	—	—

① Rotation on 90° (→, ↓, ←, ↑)

Legend Colour Caps/Legend Diffuser Caps with Symbols

Hot Stamped, According to DIN 30 600 and ISO R 369

Package of 10 pieces

Symbol	Standard	Description	Colour Cap Flush Black, Symbol White	Diffuser Cap for Illuminated Push Buttons, Symbol Black	Diffuser Cap for Pilot Lights, Symbol Black
			Cat. No.	Cat. No.	Cat. No.
→	ISO 1	Linear motion	—	800EQ-AD2HY700B	800EQ-AD3HY700B
↔	ISO 2	Linear motion in 2 directions	800EQ-AF2HY701W	800EQ-AD2HY701B	800EQ-AD3HY701B
→	ISO 4	Limited linear motion	800EQ-AF2HY704W	800EQ-AD2HY704B	800EQ-AD3HY704B
↔	ISO 5	Limited linear motion once there and back	800EQ-AF2HY705W	800EQ-AD2HY705B	800EQ-AD3HY705B
↻	DIN 100 ISO 7A	Rotation in direction of the arrow	800EQ-AF2HY707W	800EQ-AD2HY707B	800EQ-AD3HY707B
↻	ISO 7B	Rotation in direction of the arrow	800EQ-AF2HY708W	800EQ-AD2HY708B	800EQ-AD3HY708B
∞	ISO 16	Feed	800EQ-AF2HY720W	800EQ-AD2HY720B	800EQ-AD3HY720B
∞	ISO 26	High speed	800EQ-AF2HY728W	800EQ-AD2HY728B	800EQ-AD3HY728B
+	ISO 28	Increase a variable	800EQ-AF2HY730W	800EQ-AD2HY730B	800EQ-AD3HY730B
-	ISO 29	Decrease a variable	800EQ-AF2HY731W	800EQ-AD2HY731B	800EQ-AD3HY731B
Ⓜ	ISO 41	Electric motor	800EQ-AF2HY800W	800EQ-AD2HY800B	800EQ-AD3HY800B
Ⓢ	ISO 48	Pumps in general	800EQ-AF2HY807W	800EQ-AD2HY807B	800EQ-AD3HY807B
↻	ISO 61	Continuous regulation	—	800EQ-AD2HY900B	800EQ-AD3HY900B
↻	ISO 62	Continuous adjustment	800EQ-AF2HY921W	800EQ-AD2HY921B	800EQ-AD3HY921B
↻	ISO 63A	Tighten terminals	800EQ-AF2HY901W	800EQ-AD2HY901B	—
↻	ISO 64A	Release	800EQ-AF2HY903W	800EQ-AD2HY903B	—
↻	ISO 65	Brake on	800EQ-AF2HY905W	800EQ-AD2HY905B	—
↻	ISO 66	Brake off	800EQ-AF2HY906W	800EQ-AD2HY906B	—
↻	DIN 267	Automatic or semiautomatic cycle	—	800EQ-AD2HY922B	800EQ-AD3HY922B

Control and Indicating Units


Product Selection: Accessories Legend Colour Caps/Legend Diffuser Caps Square

Legend Colour Caps/Legend Diffuser Caps with Symbols, Continued

Hot Stamped, According to DIN 30 600 and ISO R 369

Package of 10 pieces

Symbol	Standard	Description	Colour Cap Flush Black, Symbol White	Diffuser Cap for Illuminated Push Buttons, Symbol Black	Diffuser Cap for Pilot Lights, Symbol Black
			Cat. No.	Cat. No.	Cat. No.
	DIN 35	Manual control	800EQ-AF2HY908W	800EQ-AD2HY908B	800EQ-AD3HY908B
I	ISO 69	ON	—	800EQ-AD2HY909B	800EQ-AD3HY909B
	ISO 70	OFF	—	800EQ-AD2HY910B	800EQ-AD3HY910B
	ISO 71	ON-OFF	—	800EQ-AD2HY919B	—
	ISO 72	ON, whilst push button depressed	—	800EQ-AD2HY920B	—
	ISO 5232	START	—	800EQ-AD2HY921B	—
	DIN 46 ISO 74	Disable	800EQ-AF2HY913W	800EQ-AD2HY913B	—
	DIN 45 ISO 75	Enable	800EQ-AF2HY914W	800EQ-AD2HY914B	—
	ISO 91	Shear pin	—	—	800EQ-AD3HY850B
	DIN 131 ISO 92	Danger high voltage	—	—	800EQ-AD3HY851B
I	ISO 93	Caution	—	—	800EQ-AD3HY852B
	ISO 94	Main switch	—	—	800EQ-AD3HY853B
	DIN 986	Set-up	800EQ-AF2HY855W	800EQ-AF2HY855B	—
	DIN 155	Audible signal	800EQ-AF2HY854W	—	800EQ-AD3HY854B
	ISO 101	Coolant	800EQ-AF2HY875W	800EQ-AD2HY875B	—
	ISO 139 ISO 102	Light	—	800EQ-AD2HY876B	—
	DIN 256 ISO 104	Filler	—	800EQ-AD2HY878B	800EQ-AD3HY878B
	DIN 257 ISO 106	Drain	—	800EQ-AD2HY880B	800EQ-AD3HY880B
	DIN 258 ISO 105	Overflow	—	800EQ-AD2HY881B	800EQ-AD3HY881B
	DIN 175 ISO 107	Lubrication	800EQ-AF2HY882W	800EQ-AD2HY882B	800EQ-AD3HY882B
	DIN 263 ISO 108	Blowing	800EQ-AF2HY883W	800EQ-AD2HY883B	800EQ-AD3HY883B
	DIN 264 ISO 109	Suction	800EQ-AF2HY884W	800EQ-AD2HY884B	800EQ-AD3HY884B
II		Step 2	800EQ-AF2HY602W	800EQ-AD2HY602B	—
III		Step 3	800EQ-AF2HY603W	800EQ-AD2HY603B	—
IV		Step 4	800EQ-AF2HY604W	800EQ-AD2HY604B	—
V		Step 5	800EQ-AF2HY605W	800EQ-AD2HY605B	—
R		Reset	—	800EQ-AD2HY924B	—

Symbol	Standard	Description	Colour Cap Flush Red, Symbol White
			Cat. No.
	ISO 70	OFF	800EQ-AE4HY910W

Control and Indicating Units

Product Selection: Accessories Legend Colour Caps/Legend Diffuser Caps Square

Legend Colour Caps/Legend Diffuser Caps with Text

Hot Stamped, According to DIN 30 600 and ISO R 369

Package of 10 pieces

German	Colour Cap Flush Black, Text White	Diffuser Cap for Illuminated Push Buttons, Text Black	Diffuser Cap for Pilot Lights, Text Black
	Cat. No.	Cat. No.	Cat. No.
EIN	—	800EQ-AD2HG03B	800EQ-AD3HG03B
AUS	800EQ-AF2HG04W	800EQ-AD2HG04B	800EQ-AD3HG04B
AUF	800EQ-AF2HG12W	800EQ-AD2HG12B	—
AB	800EQ-AF2HG13W	800EQ-AD2HG13B	—
ZU	800EQ-AF2HG14W	800EQ-AD2HG14B	—
HEBEN	800EQ-AF2HG15W	800EQ-AD2HG15B	—
SENKEN	800EQ-AF2HG16W	800EQ-AD2HG16B	—
RECHTS	800EQ-AF2HG17W	800EQ-AD2HG17B	—
LINKS	800EQ-AF2HG18W	800EQ-AD2HG18B	—
VOR	800EQ-AF2HG09W	800EQ-AD2HG09B	—
ZURUECK	800EQ-AF2HG10W	800EQ-AD2HG10B	—
SCHNELL	800EQ-AF2HG19W	800EQ-AD2HG19B	—
LANGSAM	800EQ-AF2HG20W	800EQ-AD2HG20B	—
EINRICHTEN	800EQ-AF2HG21W	800EQ-AD2HG21B	—
BETRIEB	800EQ-AF2HG22W	800EQ-AD2HG22B	800EQ-AD3HG22B
START	—	800EQ-AD2HE01B	800EQ-AD3HE01B
STOP	—	800EQ-AD2HE02B	800EQ-AD3HE02B
HAND	800EQ-AF2HE23W	800EQ-AD2HE23B	800EQ-AD3HE23B
AUTO	800EQ-AF2HE24W	800EQ-AD2HE24B	800EQ-AD3HE24B
	Colour Cap Flush White, Text Black		
	Cat. No.		
EIN	800EQ-AF1HG03B		
	Colour Cap Flush Green, Text White		
	Cat. No.		
EIN	800EQ-AF3HG03W		
	Colour Cap Flush Red, Text White		
	Cat. No.		
AUS	800EQ-AF4HG04W		
	Colour Cap Extended Red, Text White		
	Cat. No.		
STOP	800EQ-AE4HE02W		
AUS	800EQ-AE4HG04W		

English	Colour Cap Flush Black, Text White	Diffuser Cap for Illuminated Push Buttons, Text Black	Diffuser Cap for Pilot Lights, Text Black
	Cat. No.	Cat. No.	Cat. No.
ON	—	800EQ-AD2HE03B	800EQ-AD3HE03B
OFF	—	800EQ-AD2HE04B	800EQ-AD3HE04B
UP	800EQ-AF2HE12W	800EQ-AD2HE12B	—
DOWN	800EQ-AF2HE13W	800EQ-AD2HE13B	—
CLOSE	800EQ-AF2HE14W	800EQ-AD2HE14B	—
RAISE	800EQ-AF2HE15W	800EQ-AD2HE15B	—
LOWER	800EQ-AF2HE16W	800EQ-AD2HE16B	—
RIGHT	800EQ-AF2HE17W	800EQ-AD2HE17B	—
LEFT	800EQ-AF2HE18W	800EQ-AD2HE18B	—
FAST	800EQ-AF2HE19W	800EQ-AD2HE19B	—
SLOW	800EQ-AF2HE20W	800EQ-AD2HE20B	—
SET-UP	800EQ-AF2HE21W	800EQ-AD2HE21B	—

Control and Indicating Units

Product Selection: Accessories Legend Colour Caps/Legend Diffuser Caps Square

Legend Colour Caps/Legend Diffuser Caps with Text, Continued

Package of 10 pieces

Hot Stamped, According to DIN 30 600 and ISO R 369

English, Continued	Colour Cap Flush Black, Text White	Diffuser Cap for Illuminated Push Buttons, Text Black	Diffuser Cap for Pilot Lights, Text Black
	Cat. No.	Cat. No.	Cat. No.
RUN	800EQ-AF2HE22W	800EQ-AD2HE22B	800EQ-AD3HE22B
START	—	800EQ-AD2HE01B	800EQ-AD3HE01B
STOP	—	800EQ-AD2HE02B	800EQ-AD3HE02B
HAND	800EQ-AF2HE23W	800EQ-AD2HE23B	800EQ-AD3HE23B
AUTO	800EQ-AF2HE24W	800EQ-AD2HE24B	800EQ-AD3HE24B
TRIP	800EQ-AF2HE25W	800EQ-AD2HE25B	800EQ-AD3HE25B
POWER ON	800EQ-AF2HE26W	800EQ-AD2HE26B	800EQ-AD3HE26B
FAULT	800EQ-AF2HE27W	800EQ-AD2HE27B	800EQ-AD3HE27B
OPEN	800EQ-AF2HE05W	800EQ-AD2HE05B	—
JOG	Colour Cap Flush Green, Text White		
	Cat. No.		
	800EQ-AF3HE38W		
STOP	Colour Cap Extended Red, Text White		
	Cat. No.		
	800EQ-AE4HE02W		
OFF	800EQ-AE4HE04W		

French	Colour Cap Flush Black, Text White	Diffuser Cap for Illuminated Push Buttons, Text Black	Diffuser Cap for Pilot Lights, Text Black
	Cat. No.	Cat. No.	Cat. No.
MARCHE	—	800EQ-AD2HF03B	800EQ-AD3HF03B
ARRET	800EQ-AF2HF04W	800EQ-AD2HF04B	800EQ-AD3HF04B
OUVRIER	800EQ-AF2HF12W	800EQ-AD2HF12B	—
DESCENDRE	800EQ-AF2HF13W	800EQ-AD2HF13B	—
FERMER	800EQ-AF2HF14W	800EQ-AD2HF14B	—
MONTER	800EQ-AF2HF15W	800EQ-AD2HF15B	—
DROITE	800EQ-AF2HF17W	800EQ-AD2HF17B	—
GAUCHE	800EQ-AF2HF18W	800EQ-AD2HF18B	—
AVANT	800EQ-AF2HF09W	800EQ-AD2HF09B	—
ARRIERE	800EQ-AF2HF10W	800EQ-AD2HF10B	—
RAPIDE	800EQ-AF2HF19W	800EQ-AD2HF19B	—
LENT	800EQ-AF2HF20W	800EQ-AD2HF20B	—
REGLER	800EQ-AF2HF21W	800EQ-AD2HF21B	—
EN SERVICE	800EQ-AF2HF22W	800EQ-AD2HF22B	800EQ-AD3HF22B
START	—	800EQ-AD2HE01B	800EQ-AD3HE01B
STOP	—	800EQ-AD2HE02B	800EQ-AD3HE02B
MANUEL	800EQ-AF2HF23W	800EQ-AD2HF23B	800EQ-AD3HF23B
AUTO	800EQ-AF2HE24W	800EQ-AD2HE24B	800EQ-AD3HE24B
FAUTE	800EQ-AF2HF27W	800EQ-AD2HF27B	800EQ-AD3HF27B
MARCHE	Colour Cap Flush White, Text Black		
	Cat. No.		
	800EQ-AF1HF03B		
MARCHE	Colour Cap Flush Green, Text White		
	Cat. No.		
	800EQ-AF3HF03W		
ARRIERE	800EQ-AF3HF10W		
ARRET	Colour Cap Flush Red, Text White		
	Cat. No.		
	800EQ-AF4HF04W		

Control and Indicating Units

Product Selection: Accessories Legend Colour Caps/Legend Diffuser Caps Square

Legend Colour Caps/Legend Diffuser Caps with Text, Continued

Hot Stamped, According to DIN 30 600 and ISO R 369

Package of 10 pieces

French, Continued	Colour Cap Extended Red, Text White		
	Cat. No.		
STOP	800EQ-AE4HE02W		
ARRET	800EQ-AE4HF04W		

Italian	Colour Cap Flush Black, Text White	Diffuser Cap for Illuminated Push Buttons, Text Black	Diffuser Cap for Pilot Lights, Text Black
	Cat. No.	Cat. No.	Cat. No.
INSERIRE	—	800EQ-AD2HT03B	800EQ-AD3HT03B
DISINSERIRE	800EQ-AF2HT04W	800EQ-AD2HT04B	800EQ-AD3HT04B
APRIRE	800EQ-AF2HT12W	800EQ-AD2HT12B	—
DISCESA	800EQ-AF2HT13W	800EQ-AD2HT13B	—
CHIUDERE	800EQ-AF2HT14W	800EQ-AD2HT14B	—
SALITA	800EQ-AF2HT15W	800EQ-AD2HT15B	—
ABBASSARE	800EQ-AF2HT16W	800EQ-AD2HT16B	—
DESTRA	800EQ-AF2HT17W	800EQ-AD2HT17B	—
SINISTRA	800EQ-AF2HT18W	800EQ-AD2HT18B	—
AVANTI	800EQ-AF2HT09W	800EQ-AD2HT09B	—
INDIETRO	800EQ-AF2HT10W	800EQ-AD2HT10B	—
RAPIDO	800EQ-AF2HT19W	800EQ-AD2HT19B	—
LENTO	800EQ-AF2HT20W	800EQ-AD2HT20B	—
PREPARARE	800EQ-AF2HT21W	800EQ-AD2HT21B	—
IN SERVIZIO	800EQ-AF2HT22W	800EQ-AD2HT22B	800EQ-AD3HT22B
START	—	800EQ-AD2HE01B	800EQ-AD3HE01B
STOP	—	800EQ-AD2HE02B	800EQ-AD3HE02B
MANUALE	800EQ-AF2HT23W	800EQ-AD2HT23B	800EQ-AD3HT23B
AUTO	800EQ-AF2HE24W	800EQ-AD2HE24B	800EQ-AD3HE24B
	Colour Cap Flush White, Text Black		
	Cat. No.		
INSERIRE	800EQ-AF1HT03B		
	Colour Cap Flush Green, Text White		
	Cat. No.		
INSERIRE	800EQ-AF3HT03W		
	Colour Cap Flush Red, Text White		
	Cat. No.		
DISINSERIRE	800EQ-AF4HT04W		
	Colour Cap Extended Red, Text White		
	Cat. No.		
STOP	800EQ-AE4HE02W		
DISINSERIRE	800EQ-AE4HT04W		

Control and Indicating Units

Product Selection: Accessories Legend Colour Caps/Legend Diffuser Caps Square

Legend Colour Caps/Legend Diffuser Caps with Text, Continued

Hot Stamped, According to DIN 30 600 and ISO R 369

Package of 10 pieces

Spanish	Colour Cap Flush Black, Text White	Diffuser Cap for Illuminated Push Buttons, Text Black	Diffuser Cap for Pilot Lights, Text Black
	Cat. No.	Cat. No.	Cat. No.
SUBIR	800EQ-AF2HS12W	800EQ-AD2HS12B	—
BAJAR	800EQ-AF2HS13W	800EQ-AD2HS13B	—
DERECHA	800EQ-AF2HS17W	800EQ-AD2HS17B	—
IZQUIERDA	800EQ-AF2HS18W	800EQ-AD2HS18B	—
ADELANTE	800EQ-AF2HS09W	800EQ-AD2HS09B	—
ATRAS	800EQ-AF2HS10W	800EQ-AD2HS10B	—
ARRANQUE	—	800EQ-AD2HS01B	800EQ-AD3HS01B
PARO	800EQ-AF2HS02W	800EQ-AD2HS02B	800EQ-AD3HS02B
EN SERVICIO	800EQ-AF2HS22W	800EQ-AD2HS22B	800EQ-AD3HS22B
MANUAL	800EQ-AF2HS23W	800EQ-AD2HS23B	800EQ-AD3HS23B
AUTO	800EQ-AF2HE24W	800EQ-AD2HE24B	800EQ-AD3HE24B
	Colour Cap Flush White, Text Black		
	Cat. No.		
MARCHA	800EQ-AF1HS03B		
	Colour Cap Flush Green, Text White		
	Cat. No.		
MARCHA	800EQ-AF3HS03W		
	Colour Cap Flush Red, Text White		
	Cat. No.		
PARADA	800EQ-AF4HS04W		
	Colour Cap Extended Red, Text White		
	Cat. No.		
PARO	800EQ-AE4HS02W		
PARADA	800EQ-AE4HS04W		

Swedish	Colour Cap Flush Black, Text White	Diffuser Cap for Illuminated Push Buttons, Text Black	Diffuser Cap for Pilot Lights, Text Black
	Cat. No.	Cat. No.	Cat. No.
UPP	800EQ-AF2HN12W	800EQ-AD2HN12B	—
NER	800EQ-AF2HN13W	800EQ-AD2HN13B	—
HOGER	800EQ-AF2HN17W	800EQ-AD2HN17B	—
VANSTER	800EQ-AF2HN18W	800EQ-AD2HN18B	—
FRAM	800EQ-AF2HN09W	800EQ-AD2HN09B	—
BACK	800EQ-AF2HN10W	800EQ-AD2HN10B	—
START	—	800EQ-AD2HE01B	800EQ-AD3HE01B
STOP	—	800EQ-AD2HE02B	800EQ-AD3HE02B
HAND	800EQ-AF2HE23W	800EQ-AD2HE23B	800EQ-AD3HE23B
AUTO	800EQ-AF2HE24W	800EQ-AD2HE24B	800EQ-AD3HE24B
	Colour Cap Extended Red, Text White		
	Cat. No.		
STOP	800EQ-AE4HE02W		
OFF	800EQ-AE4HE04W		

Control and Indicating Units

Product Selection: Accessories for Multi-Function Operators

Blank Colour Plates for Multi-Function Operators

	Position C, White	Position C, Green	Position A, White	Position A, Black	Position A, Green	Position A, Red	Position A, Extended Black	Position A, Extended Red
	Cat. No.	Cat. No.	Cat. No.	Cat. No.	Cat. No.	Cat. No.	Cat. No.	Cat. No.
	800E-AFU1	800E-AFU3	800E-AFU1	800E-AFU2	800E-AFU3	800E-AFU4	800E-AEU2	800E-AEU4

Colour Plates for Multi-Function Operators with Symbols or Text

Hot Stamped, According to DIN 30 600 and ISO R 369

Package of 10 pieces

Symbol	Position C Green, Symbol White	Position A Green, Symbol White	Position A Red, Symbol White	Position A Extended Red, Symbol White
	Cat. No.	Cat. No.	Cat. No.	Cat. No.
→	800E-AFUA3PY700W	—	—	—
←	—	800E-AFUA3PY700W	—	—
+	800E-AFUA3PY730W	800E-AFUA3PY730W	—	—
—	800E-AFUA3PY731W	800E-AFUA3PY731W	—	—
	800E-AFUA3PY909W	800E-AFUA3PY909W	—	—
	800E-AFUA3PY602W	800E-AFUA3PY602W	—	—
↑	800E-AFUA3PY713W	—	—	—
↓	—	800E-AFUA3PY713W	—	—
O	—	—	800E-AFUA4PY910W	800E-AEUA4PY910W

	Position C White, Symbol Black	Position A White, Symbol Black	Position A Black, Symbol White	Position A Extended Black, Symbol White
	Cat. No.	Cat. No.	Cat. No.	Cat. No.
→	800E-AFUA1PY700B	—	—	—
←	—	800E-AFUA1PY700B	—	—
+	800E-AFUA1PY730B	800E-AFUA1PY730B	—	—
—	800E-AFUA1PY731B	800E-AFUA1PY731B	—	—
	800E-AFUA1PY909B	800E-AFUA1PY909B	—	—
	800E-AFUA1PY602B	800E-AFUA1PY602B	—	—
↑	800E-AFUA1PY713B	—	—	—
↓	—	800E-AFUA1PY713B	—	—
O	—	—	800E-AFUA2PY910W	800E-AEUA2PY910W

Text	Position C Green, Text White	Position A Green, Text White	Position A Red, Text White	Position A Extended Red, Text White
	Cat. No.	Cat. No.	Cat. No.	Cat. No.

German

AUF	800E-AFUC3PG12W	—	—	—
AB	—	800E-AFUA3PG13W	—	—
RECHTS	800E-AFUC3PG17W	—	—	—
LINKS	—	800E-AFUA3PG18W	—	—
VOR	800E-AFUC3PG09W	—	—	—
ZURUECK	—	800E-AFUA3PG10W	—	—
START	800E-AFUC3PE01W	—	—	—
AUS	—	—	800E-AFUA4PG04W	800E-AEUA4PG04W

	Position C White, Text Black	Position A White, Text Black	Position A Black, Text White	Position A Extended Black, Text White
	Cat. No.	Cat. No.	Cat. No.	Cat. No.
AUF	800E-AFUC1PG12B	—	—	—
AB	—	800E-AFUA1PG13B	—	—
RECHTS	800E-AFUC1PG17B	—	—	—
LINKS	—	800E-AFUA1PG18B	—	—
VOR	800E-AFUC1PG09B	—	—	—
ZURUECK	—	800E-AFUA1PG10B	—	—
START	800E-AFUC1PE01B	—	—	—
AUS	—	—	800E-AFUA2PG04W	800E-AEUA2PG04W

Control and Indicating Units

Product Selection: Accessories for Multi-Function Operators

Colour Plates for Multi-Function Operators with Symbols or Text, Continued

Hot Stamped, According to DIN 30 600 and ISO R 369

Package of 10 pieces

Text	Position C Green, Text White	Position A Green, Text White	Position A Red, Text White	Position A Extended Red, Text White
	Cat. No.	Cat. No.	Cat. No.	Cat. No.
Italian				
DESTRA	800E-AFUC3PT12W	—	—	—
SINISTRA	—	800E-AFUA3PT13W	—	—
AVANTI	800E-AFUC3PT17W	—	—	—
INDIETRO	—	800E-AFUA3PT18W	—	—
SU	800E-AFUC3PT09W	—	—	—
GIU	—	800E-AFUA3PT10W	—	—
START	800E-AFUC3PE01W	—	—	—
STOP	—	—	800E-AFUA4PE02W	800E-AEUA4PE02W

	Position C White, Text Black	Position A White, Text Black	Position A Black, Text White	Position A Extended Black, Text White
	Cat. No.	Cat. No.	Cat. No.	Cat. No.
DESTRA	800E-AFUC1PT12B	—	—	—
SINISTRA	—	800E-AFUA1PT13B	—	—
AVANTI	800E-AFUC1PT17B	—	—	—
INDIETRO	—	800E-AFUA1PT18B	—	—
SU	800E-AFUC1PT09B	—	—	—
GIU	—	800E-AFUA1PT10B	—	—
START	800E-AFUC1PE01B	—	—	—
STOP	—	—	800E-AFUA2PE02W	800E-AEUA2PE02W

Text	Position C Green, Text White	Position A Green, Text White	Position A Red, Text White	Position A Extended Red, Text White
	Cat. No.	Cat. No.	Cat. No.	Cat. No.

Spanish

SUBIR	800E-AFUC3PS12W	—	—	—
BAJAR	—	800E-AFUA3PS13W	—	—
DERECHA	800E-AFUC3PS17W	—	—	—
IZQUIERDA	—	800E-AFUA3PS18W	—	—
ADELANTE	800E-AFUC3PS09W	—	—	—
ATRAS	—	800E-AFUA3PS10W	—	—
ARRANQUE	800E-AFUC3PS01W	—	—	—
PARO	—	—	800E-AFUA4PS04W	800E-AEUA4PS04W

	Position C White, Text Black	Position A White, Text Black	Position A Black, Text White	Position A Extended Black, Text White
	Cat. No.	Cat. No.	Cat. No.	Cat. No.
SUBIR	800E-AFUC1PS12B	—	—	—
BAJAR	—	800E-AFUA1PS13B	—	—
DERECHA	800E-AFUC1PS17B	—	—	—
IZQUIERDA	—	800E-AFUA1PS18B	—	—
ADELANTE	800E-AFUC1PS09B	—	—	—
ATRAS	—	800E-AFUA1PS10B	—	—
ARRANQUE	800E-AFUC1PS01B	—	—	—
PARO	—	—	800E-AFUA2PS04W	800E-AEUA2PS04W

Control and Indicating Units

Product Selection: Accessories for Multi-Function Operators

Colour Plates for Multi-Function Operators with Symbols or Text, Continued
Hot Stamped, According to DIN 30 600 and ISO R 369

Package of 10 pieces

Text	Position C Green, Text White	Position A Green, Text White	Position A Red, Text White	Position A Extended Red, Text White
	Cat. No.	Cat. No.	Cat. No.	Cat. No.
Swedish				
UPP	800E-AFUC3PN12W	—	—	—
NER	—	800E-AFUA3PN13W	—	—
HOGER	800E-AFUC3PN17W	—	—	—
VANSTER	—	800E-AFUA3PN18W	—	—
FRAM	800E-AFUC3PN09W	—	—	—
BACK	—	800E-AFUA3PN10W	—	—
START	800E-AFUC3PE01W	—	—	—
STOP	—	—	800E-AFUA4PE02W	800E-AEUA4PE02W
Text	Position C White, Text Black	Position A White, Text Black	Position A Black, Text White	Position A Extended Black, Text White
	Cat. No.	Cat. No.	Cat. No.	Cat. No.
UPP	800E-AFUC1PN12B	—	—	—
NER	—	800E-AFUA1PN13B	—	—
HOGER	800E-AFUC1PN17B	—	—	—
VANSTER	—	800E-AFUA1PN18B	—	—
FRAM	800E-AFUC1PN09B	—	—	—
BACK	—	800E-AFUA1PN10B	—	—
START	800E-AFUC1PE01B	—	—	—
STOP	—	—	800E-AFUA2PE02W	800E-AEUA2PE02W

Bulletin 800E
Control and Indicating Units
Product Selection: Accessories Legend Plates

Legend Plates with Symbols and Text

Package of 10 pieces

Symbol/Text	Black Plastic Text White for Legend Plate Carrier 800E-110, 30 x 40 mm	Black Plastic Text White for Legend Plate Carrier 800E-120, 30 x 50 mm	Aluminum Text Black for Legend Plate Carrier 800E-150 + 200, 30 x 50 mm	Aluminum Text Black for Legend Plate Carrier 800E-160, 48 x 18 mm
	Cat. No.	Cat. No.	Cat. No.	Cat. No.
O •	800E-17BU231L	800E-18BU231L	800E-30AU231L	800E-20AU231L
II	800E-17BU229L	800E-18BU229L	800E-30AU229L	800E-20AU229L
O II	800E-17BU234L	800E-18BU234L	800E-30AU234L	800E-20AU234L
O	800E-17BU255L	800E-18BU255L	800E-30AU255L	800E-20AU255L
← O	800E-17BU252L	800E-18BU252L	800E-30AU252L	800E-20AU252L
← O →	800E-17BU253L	800E-18BU253L	800E-30AU253L	800E-20AU253L
O →	800E-17BU256L	800E-18BU256L	800E-30AU256L	800E-20AU256L

German

STOERUNG	800E-17BG113	800E-18BG113	800E-30AG113	800E-20AG113
STOP	800E-17BE212	800E-18BE212	800E-30AE212	800E-20AE212
START	800E-17BE208	800E-18BE208	800E-30AE208	800E-20AE208
BETRIEB	800E-17BG193	800E-18BG193	800E-30AG193	800E-20AG193
LANGSAM	800E-17BG201	800E-18BG201	800E-30AG201	800E-20AG201
SCHNELL	800E-17BG114	800E-18BG114	800E-30AG114	800E-20AG114
ZURUECK	800E-17BG188	800E-18BG188	800E-30AG188	800E-20AG188
VOR	800E-17BG120	800E-18BG120	800E-30AG120	800E-20AG120
LINKS	800E-17BG145	800E-18BG145	800E-30AG145	800E-20AG145
RECHTS	800E-17BG191	800E-18BG191	800E-30AG191	800E-20AG191
AB	800E-17BG110	800E-18BG110	800E-30AG110	800E-20AG110
AUF	800E-17BG223	800E-18BG223	800E-30AG223	800E-20AG223
AUS	800E-17BG163	800E-18BG163	800E-30AG163	800E-20AG163
EIN	800E-17BG166	800E-18BG166	800E-30AG166	800E-20AG166
STOP START	800E-17BE305	800E-18BE305	800E-30AE305	800E-20AE305
VOR ZURUECK	800E-17BG303	800E-18BG303	800E-30AG303	800E-20AG303
LINKS RECHTS	800E-17BG146	800E-18BG146	800E-30AG146	800E-20AG146
AUS EIN	800E-17BG165	800E-18BG165	800E-30AG165	800E-20AG165

English

AUTO	800E-17BE101	800E-18BE101	—	—
CLOSE	800E-17BE107	800E-18BE107	—	—
DOWN	800E-17BE110	800E-18BE110	—	—
EMERGENCY STOP	800E-17BE112	800E-18BE112	—	—
FAULT	800E-17BE113	800E-18BE113	—	—
FAST	800E-17BE114	800E-18BE114	—	—
FORWARD	800E-17BE120	800E-18BE120	—	—
HAND	800E-17BE126	800E-18BE126	—	—
HIGH	800E-17BE129	800E-18BE129	—	—
IN	800E-17BE132	800E-18BE132	—	—
INCH	800E-17BE134	800E-18BE134	—	—
JOG	800E-17BE138	800E-18BE138	—	—
LEFT	800E-17BE145	800E-18BE145	—	—
LOW	800E-17BE148	800E-18BE148	—	—
LOWER	800E-17BE152	800E-18BE152	—	—
OFF	800E-17BE163	800E-18BE163	—	—
ON	800E-17BE166	800E-18BE166	—	—
OPEN	800E-17BE170	800E-18BE170	—	—
OUT	800E-17BE173	800E-18BE173	—	—
RAISE	800E-17BE182	800E-18BE182	—	—
REVERSE	800E-17BE188	800E-18BE188	—	—
RIGHT	800E-17BE191	800E-18BE191	—	—
SLOW	800E-17BE201	800E-18BE201	—	—

Control and Indicating Units

Product Selection: Accessories Legend Plates

Legend Plates with Symbols and Text, Continued

Package of 10 pieces

Symbol/Text	Black Plastic Text White for Legend Plate Carrier 800E-110, 30 x 40 mm	Black Plastic Text White for Legend Plate Carrier 800E-120, 30 x 50 mm	Aluminum Text Black for Legend Plate Carrier 800E-150 + 200, 30 x 50 mm	Aluminum Text Black for Legend Plate Carrier 800E-160, 48 x 18 mm
	Cat. No.	Cat. No.	Cat. No.	Cat. No.

English, Continued

START			800E-17BE208	800E-18BE208	—	—
STOP			800E-17BE212	800E-18BE212	—	—
UP			800E-17BE223	800E-18BE223	—	—
I	O	AUTO	800E-17BU250L	800E-18BU250L	800E-30AU250L	800E-20AU250L
HAND	O	AUTO	800E-17BU251L	800E-18BU251L	800E-30AU251L	800E-20AU251L
MAN.	O	AUTO	800E-17BE238K	800E-18BE238K	800E-30AE238K	800E-20AE238K
ON	OFF	AUTO	800E-17BE300	800E-18BE300	800E-30AE300	800E-20AE300
MAN.	O	AUTO	800E-17BE301	800E-18BE301	800E-30AE301	800E-20AE301
HAND		AUTO	800E-17BE127	800E-18BE127	800E-30AE127	800E-20AE127
FORW.	OFF	REVERSE	800E-17BE261	800E-18BE261	800E-30AE261	800E-20AE261
SET-UP		RUN	800E-17BE302	800E-18BE302	800E-30AE302	800E-20AE302
FORW.		REV.	800E-17BE303	800E-18BE303	800E-30AE303	800E-20AE303
OFF		ON	800E-17BE165	800E-18BE165	800E-30AE165	800E-20AE165
STOP		START	800E-17BE305	800E-18BE305	800E-30AE305	800E-20AE305
HIGH		LOW	800E-17BE130	800E-18BE130	—	—
INCH		REVERSE	800E-17BE135K	800E-18BE135K	—	—
JOG		FOR.	800E-17BE255	800E-18BE255	—	—
JOG		REV.	800E-17BE256	800E-18BE256	—	—
JOG		RUN	800E-17BE142	800E-18BE142	—	—
LEFT		RIGHT	800E-17BE146	800E-18BE146	—	—
OPEN		CLOSE	800E-17BE171	800E-18BE171	—	—
RAISE		LOWER	800E-17BE183	800E-18BE183	—	—
SLOW		FAST	800E-17BE204	800E-18BE204	—	—
UP		DOWN	800E-17BE224	800E-18BE224	—	—
FOR	STOP	REV.	800E-17BE254K	800E-18BE254K	—	—
HAND	OFF	AUTO	800E-17BE128K	800E-18BE128K	—	—
JOG	STOP	RUN	800E-17BE144K	800E-18BE144K	—	—
LOW	OFF	HIGH	800E-17BE150K	800E-18BE150K	—	—
RAISE	OFF	LOWER	800E-17BE184K	800E-18BE184K	—	—
SLOW	OFF	FAST	800E-17BE205K	800E-18BE205K	—	—
SLOW	OFF	START	800E-17BE207K	800E-18BE207K	—	—

French

MARCHE			800E-17BF166	800E-18BF166	—	—
ARRET			800E-17BF163	800E-18BF163	—	—
ARRET D'URGENCE			800E-17BF112	800E-18BF112	—	—
MANUEL			800E-17BF126	800E-18BF126	—	—
MANUEL		AUTO	800E-17BF127	800E-18BF127	800E-30AF127	800E-20AF127
ARRET		MARCHE	800E-17BF165	800E-18BF165	800E-30AF165	800E-20AF165
MANUEL	HORS	AUTO	800E-17BF260	800E-18BF260	800E-30AF260	800E-20AF260
ARRIERE	ARRET	AVANT	800E-17BF261	800E-18BF261	800E-30AF261	800E-20AF261
LENT	ARRET	VITE	800E-17BF262	800E-18BF262	800E-30AF262	800E-20AF262
ARRET	AUTO	SECOURS	800E-17BF265	800E-18BF265	800E-30AF265	800E-20AF265

Control and Indicating Units

Product Selection: Accessories Legend Plates

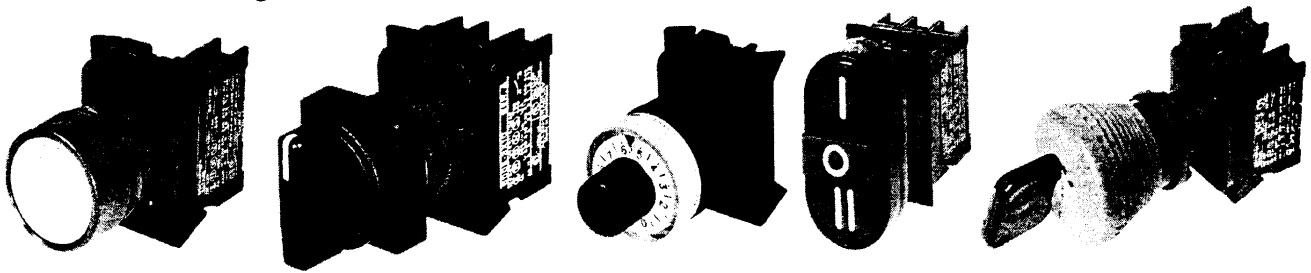
Legend Plates with Symbols and Text, Continued

Package of 10 pieces

Symbol/Text	Black Plastic Text White for Legend Plate Carrier 800E-110, 30 x 40 mm	Black Plastic, Text White for Legend Plate Carrier 800E-120, 30 x 50 mm	Aluminum Text Black for Legend Plate Carrier 800E-150 + 200, 30 x 50 mm	Aluminum Text Black for Legend Plate Carrier 800E-160, 48 x 18 mm
	Cat. No.	Cat. No.	Cat. No.	Cat. No.
Italian				
MARCIA	800E-17BT208	800E-18BT208	—	—
ARRESTO	800E-17BT212	800E-18BT212	—	—
ARRESTO EMERGENZA	800E-17BT112	800E-18BT112	—	—
MANUALE	800E-17BT126	800E-18BT126	—	—
MANUALE AUTO	800E-17BT127	800E-18BT127	800E-30BT127	800E-20BT127
ARRESTO MARCIA	800E-17BT165	800E-18BT165	800E-30BT165	800E-20BT165
Spanish				
ARRANQUE	800E-17BS166	800E-18BS166	—	—
PARO	800E-17BS163	800E-18BS163	—	—
MARCHA	800E-17BS208	800E-18BS208	—	—
PARADA	800E-17BS212	800E-18BS212	—	—
PARADA DE EMERGENCIA	800E-17BS112	800E-18BS112	—	—
MANUAL	800E-17BS126	800E-18BS126	—	—
IN SERVICIO	800E-17BS193	800E-18BS193	—	—
MANUAL AUTO	800E-17BS127	800E-18BS127	800E-30BS127	800E-20BS127
PARADA MARCHA	800E-17BS165	800E-18BS165	800E-30BS165	800E-20BS165

Bulletin 800E
Control and Indicating Units
 Technical Information

Control and Indicating Units 800E



General Technical Information

Front Elements	Plastic Operators (800 EP/ES/EQ)	Metal Operators (800 EM/EB)
Protection Class according IEC to 529, DIN 40 050 Push buttons, Mushroom operators, Selector switch operators, Potentiometer drive operator Multi-function operators without sealing cap Multi-function operators with sealing caps Pilot lights	IP66 (NEMA Type 4/4X/13) IP65 IP40 IP66 IP66	all IP66 (NEMA Type 4/13)
Mechanical design life Push buttons Momentary mushroom operators, Selector jog Specialty mushroom operators Multi-function operators Joystick operators	10 Mio. cycles 0.5 Mio. cycles 0.1 Mio. cycles 3 Mio. cycles —	10 Mio. cycles 0.5 Mio. cycles 0.1 Mio. cycles 3 Mio. cycles 100,000 in each direction
Vibration (assembled to panel) Frequencies 10 – 200 Hz Displacement 1.52 mm (peak-peak)	max. 10 g	max. 10 g
Shock 1/2 sine wave (without damage)	100 g, 11 ms	100 g, 11 ms
Ambient temperature Storage Operating	-25 ... +60°C max. 70°C/24 h -25 ... +60°C	-25 ... +60°C max. 70°C/24 h -25 ... +60°C
Resistance to climatic change	50 ... 95% RH in 25 ... 60°C	50 ... 95% RH in 25 ... 60°C

Back-of-Panel Components	2-Across Style	3-Across Style	4-Across Style
Standard contact block ratings	NEMA, EEMAC A600 Q600, VDE 0660	NEMA A600, Q600 600 VAC	NEMA, EEMAC A 600 Q600, VDE 0660
Utilization	AC-15, DC-13 to IEC 947	AC-15, DC-13 to IEC 947-5	AC-11, DC-11 to IEC 337-1
Low voltage contact block ratings	5 – 24V, 0.1 – 100 mA, AC/DC	17 – 24 VUC, 5 mA 5 – 24V, 0.1 – 100 mA	5 – 24V, 0.1 – 100 mA, AC/DC
Rated thermal current	10A max. continuous current to UL508, CAS 22.2#14, IEC 947, VDE 0660, Part 200	10A max. continuous current without enclosure (40°C) 6 A with enclosure (60°C)	10 A max. continuous current to UL 508, CSA 22.2#14, IEC 947, VDE 0660 Part 200
Rated insulation category U_i	Group C, 500V to VDE 0110 600V UL, CSA	Group C, 500V to VDE 0110 600V UL, CSA	Group C, 500V to VDE 0110 600V UL, CSA
Terminal marking	Conformity to CENELEC EN 50013	Conformity to CENELEC EN 50013	Conformity to CENELEC EN 50013
Terminals	min. 1 x 0.75 mm ² max. 2 x 2.5 mm ² or 1 x 4 mm ²	0.75 – 2.5 mm ² min. 1 x 0.75 mm ² max. 2 x 2.5 mm ² or 1 x 4 mm ²	min. 0.5 mm ² max. 2 x 2.5 mm ² or 1 x 4 mm ² or stab kit connector
Short circuit protection	10 A or N-type cartridge fuse to IEC 269-1, 269-2	10 A slow (DT, gl)	10 A or N-type cartridge fuse to IEC 269-1, 269-2
Electrical shock protection	IP2X (Finger-safe)	IP2X (Finger-safe)	IP2X (Finger-safe)
Vibration (assembled to panel) Frequencies 10 – 2000Hz Displacement 1.52 mm (peak-peak)	max. 10 g max. 6 h	max. 10 g max. 6 h	max. 10 g max. 6 h


Back-of-Panel Components, Continued

Back-of-Panel Components	2-Across Style	3-Across Style	4-Across Style
Shock 1/2 sine wave (without damage)	100 g, 11 ms	100 g, 11 ms	100 g, 11 ms
Contact block mechanical design	5 Mio. cycles	5 Mio. cycles	5 Mio. cycles
Ambient temperature			
Storage	-25 ... +55°C max. 70°C/24 h	-25 ... +55°C max. 70°C/24 h	-25 ... +55°C max. 70°C/24 h
Operation	-25 ... +60°C	-25 ... +60°C	-25 ... +60°C
Resistance to climatic change	50 ... 95% RH at 25 ... 60°C	Humid heat: 40°C/95% RH/56 days Alternating climatic conditions: 23°C, 83%/40°C, 93% 20 cycles	98% RH at 90°C for 164 hours
Approvals	CE, UL Listed, CSA Bureau Veritas, Lloyds Register of Shipping, Maritime Register of Shipping, RINA	CE, UL Listed, CSA, Germanischer Lloyd, Bureau Veritas, Lloyds Register of Shipping, Maritime Register of Shipping	CE, UL Listed, CSA
Conformity to standards	UL 508, UL 486E, CSA 22.2#14, NEMA ICS-1 + ICS-2, IEC 144, IEC 947-1, IEC 947-5, VDE 0550, EN 60947	IEC 947-5; SEV 1005, 1093; VDE 0113, EN 60947 BS 4794; CEE 24; UL 486E	UL 508, UL 486E, CSA 22.2#14, NEMA ICS-1 + ICS-2 IEC 144, IEC 947-1, IEC 947-5, VDE 0550, EN 60947
Electrical life			
Incandescent lamps		3,000 h	
Neon lamps		20,000 h	
LEDs		100,000 h	

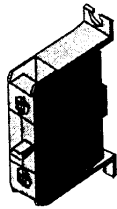
eco-Pilot Lights

Connection cross-section	1 x 0.75 – 2.4 mm ² 2 x 0.75 – 1.5 mm ²
---------------------------------	--

Contact Blocks



800E-3X...
for latch mounting

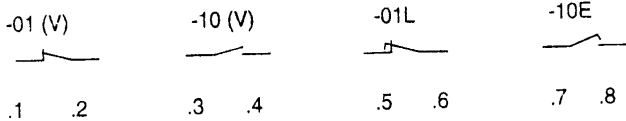


800E-3BX...
for base mounting

- Latch or base mounting
- Small overall depth
- Simple snap-on contacts
- Easy to wire
- Self-cleaning contacts

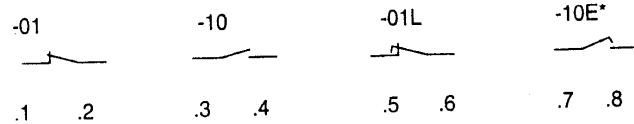
Versions

Latch Mounting



- Snap-on latch
- 2 contact levels
- Up to 3 contact blocks per contact level

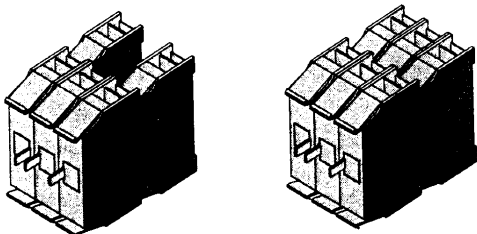
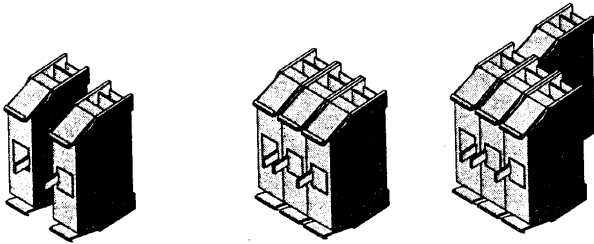
Base Mounting



- * In preparation
- Snap-on to the inside of the enclosure base or onto a hat rail, or secure with two crewed fixing straps
- 3 contact blocks in one contact level possible

Possibilities to Combine (Front Mounting)

There are maximum 6 contact blocks to be combined.



Technical Information

Rated thermal current I_{th}
 without enclosure (ambient 40°C) 10 A
 with enclosure (ambient 60°C) 6 A
Rated operating voltage U_e 690 VAC
Rated operating current I_e

	24V	48V	110V	220V	240V
AC-1	10 A	10 A	10 A	10 A	10 A
AC-15	8 A	8 A	6 A	3 A	3 A
	380V	400V	415V	500V	690V
AC-1	10 A	10 A	10 A	10 A	10 A
AC-15	2.1 A	2 A	2 A	1.6 A	0.75 A

Rated operating current I_e

DC-13	24V	48V	110V	125V	220V
-01, -10	3 A	1.5 A	0.6 A	0.6 A	0.3 A
-01L, -10E	1.3 A	0.4 A	0.13 A	0.13 A	0.1 A

DC-13	250V	400V	440V	500V	600V
-01, -10	0.3 A	0.2 A	0.2 A	0.15 A	0.13 A
-01L, -10E	65 mA	26 mA	26 mA	—	—

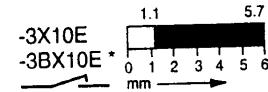
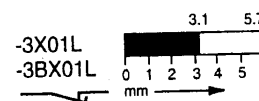
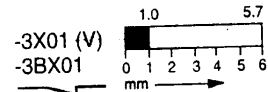
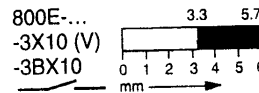
Short circuit withstand without welding slow (DT, gG) 10 A
Switching rate 6000 operations/h
Fuse rating
 Permissible rated current fast (DT, gF) 16 A
 slow (DT, gG) 10 A

Electric life

AC-15	0.1 A	1 A	2 A	3 A
Millions of operations	10	3	1	0.5

Contact duty electronic circuit (H-type bridges)
 positive open for 800E-3X01
 800E-3X01V
 800E-3BX01
 800E-3X01L
 800E-3BX01L

Contact travel



□ open
 ■ closed

* In preparation

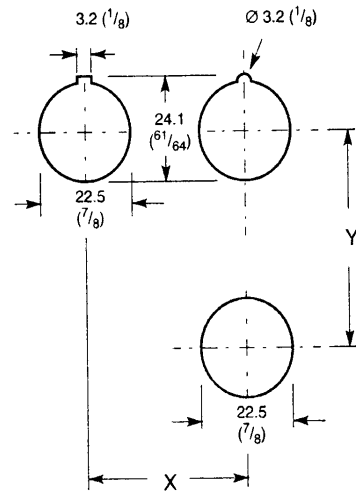
Terminal marking according to DIN EN 50 013
 Terminals 0.75 – 2.5 mm² 18 – 22 AWG

Bulletin 800E Control and Indicating Units

Dimensions

Push Buttons Round

Dimensions in mm and (")

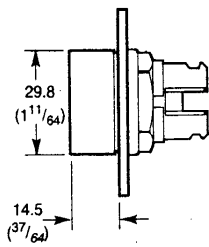


Panel thickness range 1 – 6 mm (3/64 – 15/64).
Maximum panel thickness reduced when
optional legend plate carriers are 4.5 mm (3/16)

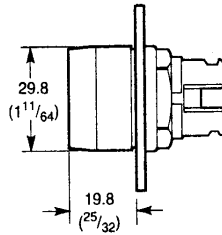
Panel Hole Distances

Front Element	Legend Plate Carrier Used	X	Y
Push button	Any	30 (1-3/16)	50 (1-31/32)
Mushroom operator ø 40 mm	Any	40 (1-37/64)	50 (1-31/32)
Mushroom operator ø 60 mm	Any	60 (23-8)	60 (2-3/8)
Selector jog	Any	48 (1-57/64)	50 (1-31/32)
Any	ø 60 mm	60 (23-8)	60 (2-3/8)
Any	ø 90 mm	90 (3-9/16)	90 (3-9/16)

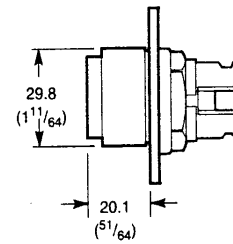
Non-Illuminated Momentary Push Button, Flush



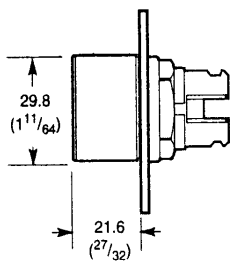
Illuminated Momentary Push Button, Flush



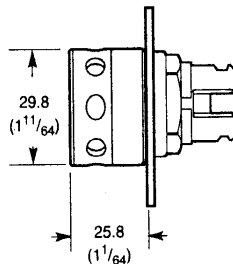
Non-Illuminated and Illuminated Momentary Push Buttons, Extended



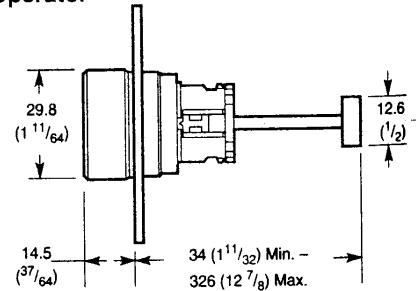
Non-Illuminated Momentary Push Button, Guarded



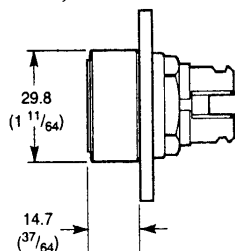
Illuminated Momentary Push Button, Guarded



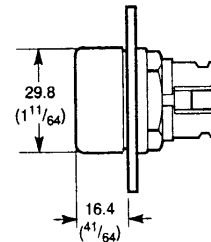
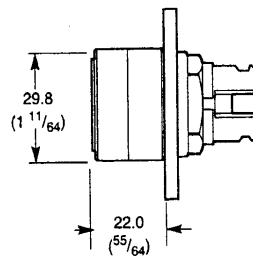
Non-Illuminated Reset Operator



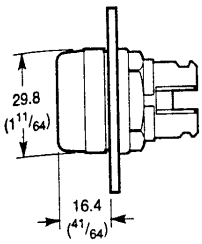
Non-Illuminated Maintained Push Button, Flush



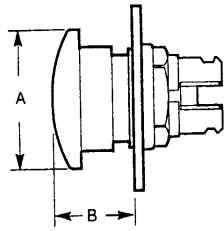
Illuminated Maintained Push Button, Pilot Light Standard Flush



Push Buttons Round
Dimensions in mm and ("")
Pilot Light, Optically Enhanced

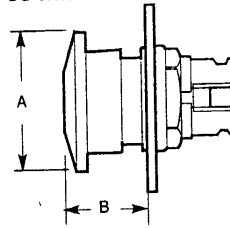


Non-Illuminated Momentary Mushroom Operator, 40 mm or 60 mm



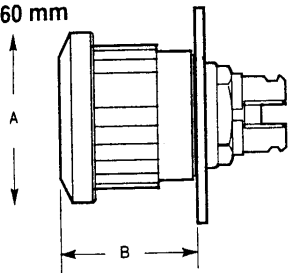
A	B	
	OFF	ON
40 (1-9/16)	27 (1-1/16)	22.8 (57/64)
60 (2-23/64)	27 (1-1/16)	22.8 (57/64)

Momentary Mushroom Operator Push-Twist/Pull to Release 40 mm or 60 mm



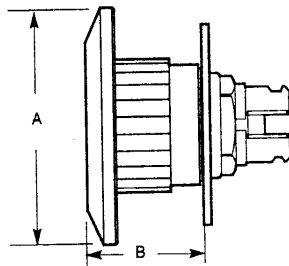
A	B	
	OFF	ON
40 (1-9/16)	27 (1-1/16)	22.8 (57/64)
60 (2-23/64)	27 (1-1/16)	22.8 (57/64)

Non-Illuminated and Illuminated Momentary Mushroom Operator Push-Twist/Pull to Release 40 mm or 60 mm



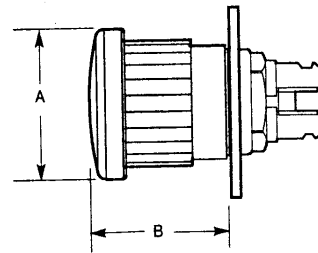
A	B	
	OFF	ON
40 (1-37/64)	37.9 (1-31/64)	32.9 (1-19/64)
60 (2-23/64)	37.9 (1-31/64)	32.9 (1-19/64)

Non-Illuminated and Illuminated Momentary Mushroom Operator Push-Pull 40 mm or 60 mm



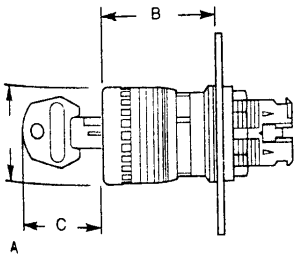
A	B		
	OFF	NEUTRAL	ON
40 (1-37/64)	37.9 (1-31/64)	35.3 (1-25/64)	32.9 (1-19/64)
60 (2-23/64)	37.9 (1-31/64)	35.3 (1-25/64)	32.9 (1-19/64)

Illuminated Momentary Operator 40 mm or 60 mm



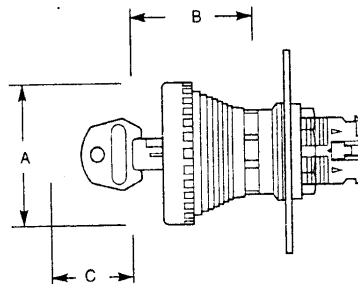
A	B	
	OFF	ON
40 (1-37/64)	37.9 (1-31/64)	32.2 (1-5/16)
60 (2-23/64)	37.9 (1-31/64)	33.2 (1-5/16)

EMERGENCY STOP Operator ø 30 mm



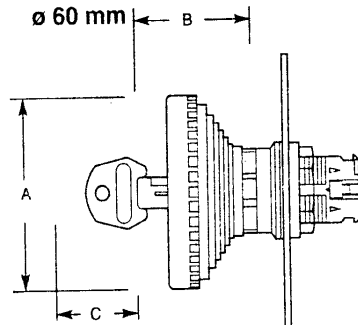
A	B		C	
	OFF	ON	Ronis	Zadi
30 (1-1/5)	41 (1.6)	36 (1.4)	27 (1.1)	24 (.94)

EMERGENCY STOP Operator ø 40 mm



A	B		C	
	OFF	ON	Ronis	Zadi
40 (1.6)	41 (1.6)	36 (1.4)	27 (1.1)	24 (.94)

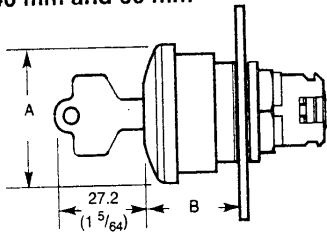
EMERGENCY STOP Operator ø 60 mm



A	B		C	
	OFF	ON	Ronis	Zadi
60 (2.4)	41 (1.6)	36 (1.4)	27 (1.1)	24 (.94)

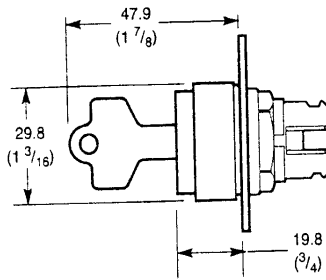
Bulletin 800E
Control and Indicating Units
Dimensions

Push Buttons Round
 Dimensions in mm and ("")
Non-Illuminated
Mushroom Key Operator,
 40 mm and 60 mm

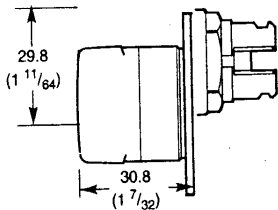


A	B	
	OFF	ON
40 (1-9/16)	34 (1-11/32)	29.2 (1-9/64)
60 (2-19/64)	34 (1-11/32)	29.2 (1-9/64)

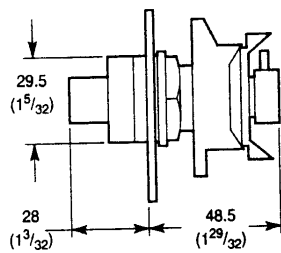
Key Operator Selector Switch
Operator



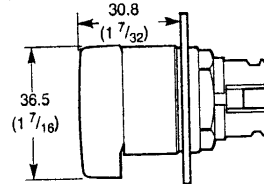
Non-Illuminated and Illuminated
Selector Switch Operator with
Standard Knob



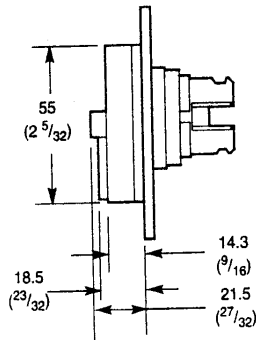
Potentiometer Drive Operator



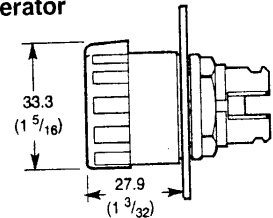
Non-Illuminated and Illuminated
Selector Switch Operator with
Lever



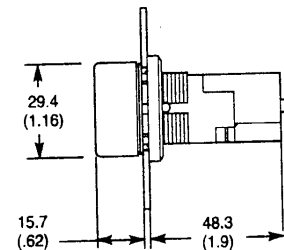
Non-Illuminated and Illuminated
Multi-Function Operator



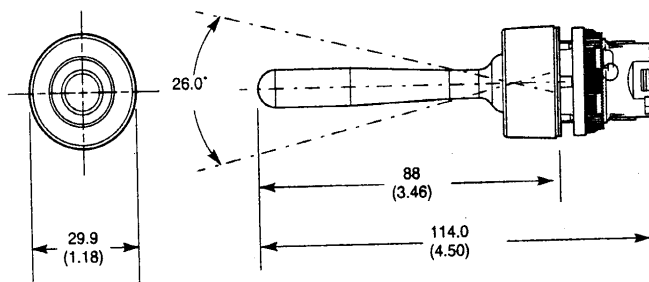
Non-Illuminated Selector Jog
Operator



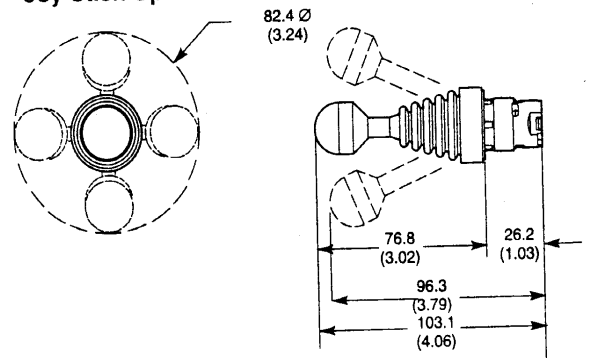
eco-Pilot Light Standard



Wobble Stick Operator

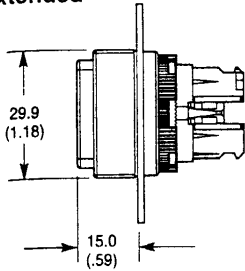


Joy Stick Operator

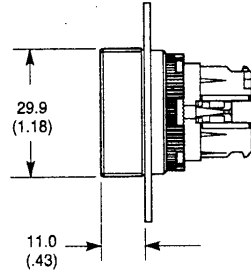


Push Buttons Square
Dimensions in mm and (")

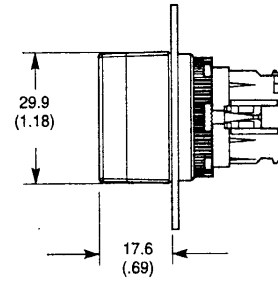
Non-Illuminated Push Button, Extended



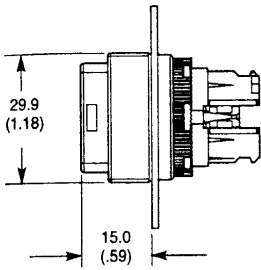
Non-Illuminated Push Button, Flush



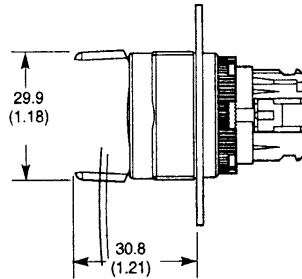
Illuminated Push Button, Flush



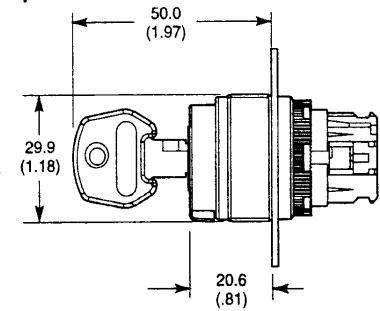
Illuminated Push Button, Extended



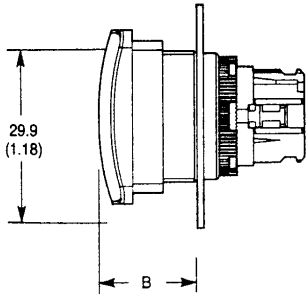
Non-Illuminated and Illuminated Selector Switch Operator with Standard Knob



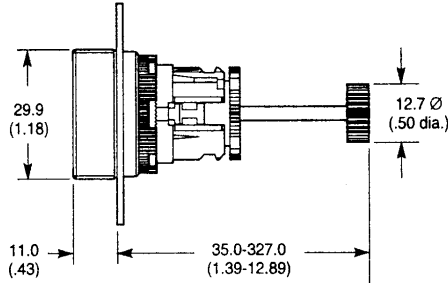
Key Operated Selector Switch Operator



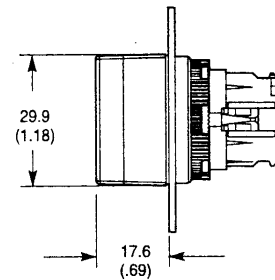
Non-Illuminated Mushroom Operator



Reset Operator

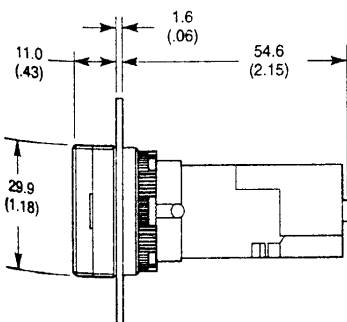


Non-Illuminated Push Button, Extended

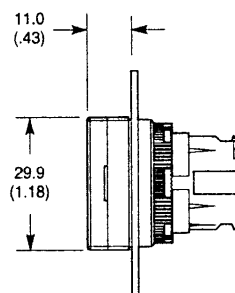


B	
OFF	ON
24.4 (.962)	19.6 (.771)

eco-Pilot Light Standard



Pilot Light Standard



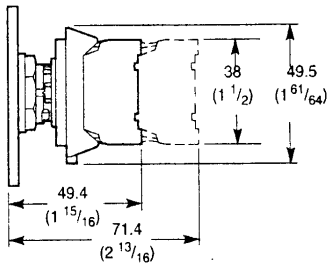
Bulletin 800E
Control and Indicating Units

Dimensions

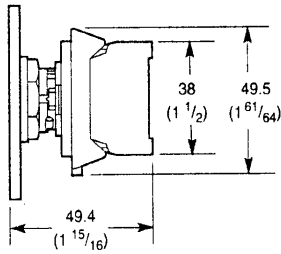
Back-of-Panel Components for Latch Mounting
Dimensions in mm and ("

3-Across

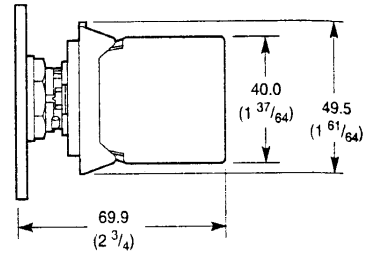
Contact Blocks Latch Included
(Max. 2 Contact Levels)



Lamp Element Latch Included

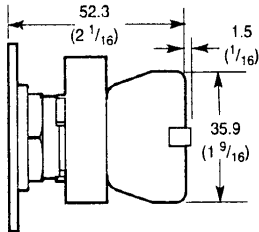


Transformer Element Latch Included

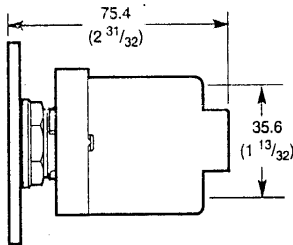


2-Across

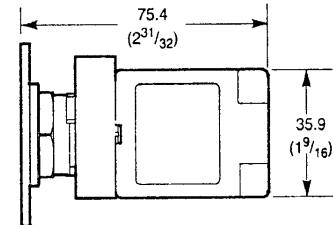
Contact Block "Low Voltage" Latch
Included



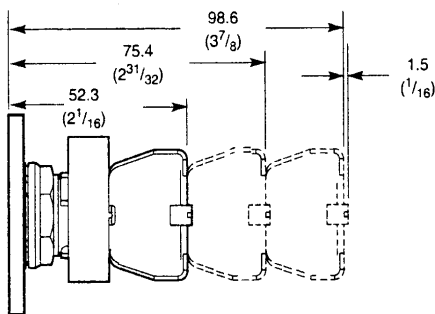
Lamp Element Latch Included



Transformer Element Latch Included

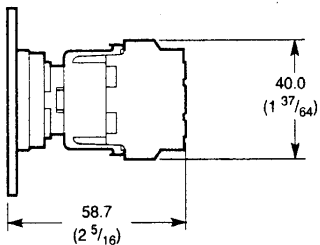


Contact Block Latch Included (Max. 3 Contact Levels)

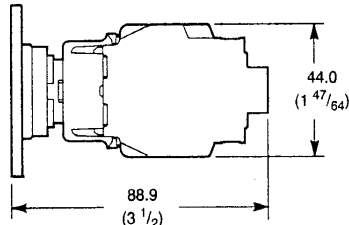


4-Across

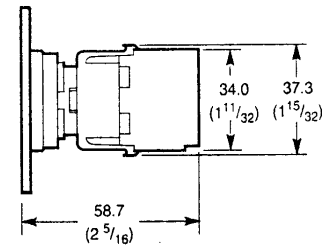
Contact Block Latch Included
(1 Contact)



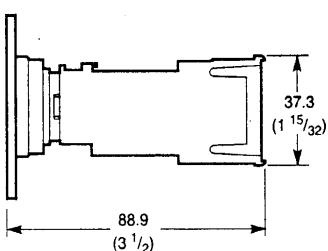
Contact Block Latch Included
(2 Contacts)



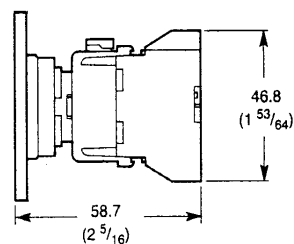
Lamp Element Latch Included



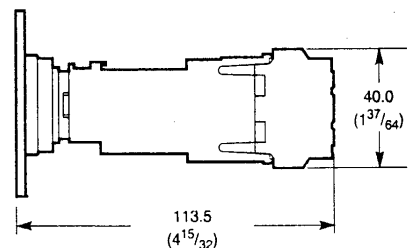
Tall Transformer Element Latch Included



Compact Transformer Element
Latch Included



Transformer Element Latch Included

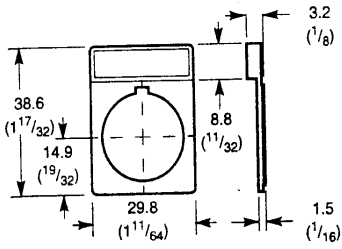


1

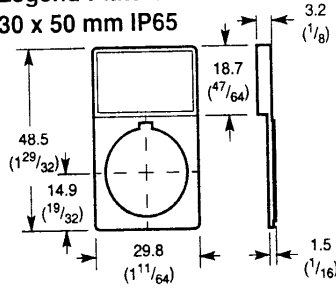
Accessories

Dimensions in mm and (")

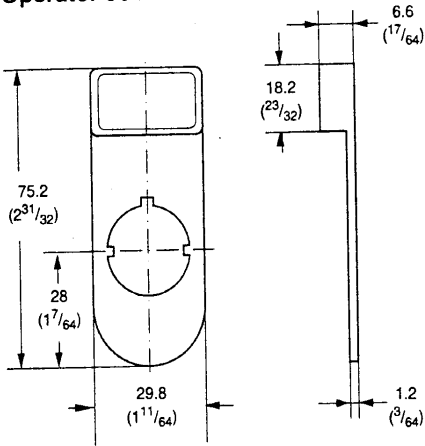
Legend Plate Carrier
30 x 40 mm IP65



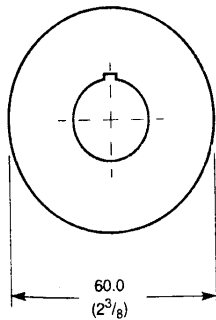
Legend Plate Carrier
30 x 50 mm IP65



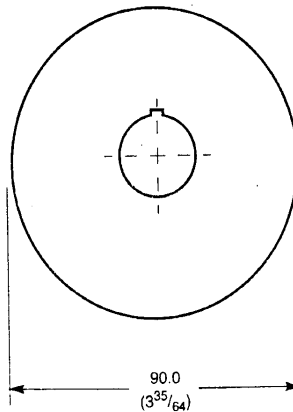
Legend Plate Carrier for Multi-Function
Operator 30 x 75 mm IP65



EMERGENCY-STOP Ring \varnothing 60 mm



EMERGENCY-STOP Ring \varnothing 90 mm



d

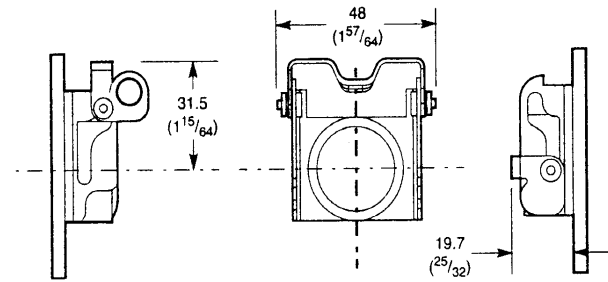
Bulletin 800E
Control and Indicating Units
Dimensions

Accessories

Dimensions in mm and (")

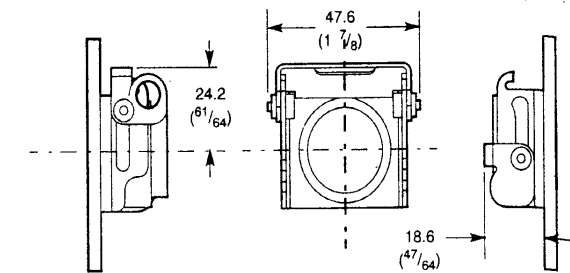
Locking Attachment

for flush non-illuminated push button



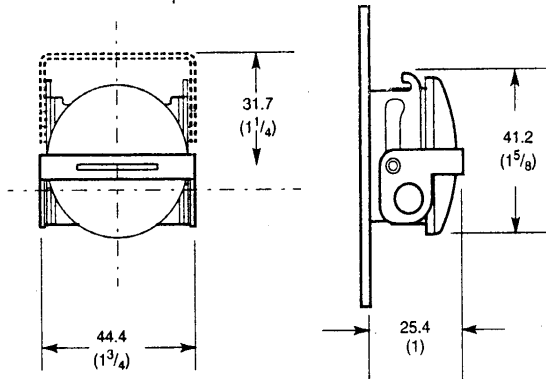
Locking Attachment

for extended non-illuminated push button



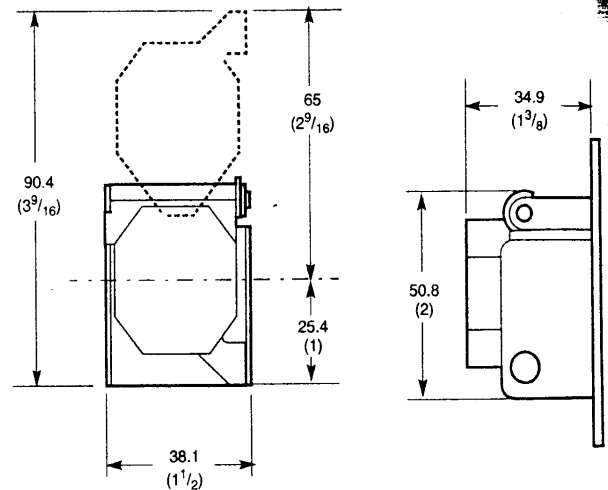
Locking Attachment

for mushroom operator \varnothing 40 mm



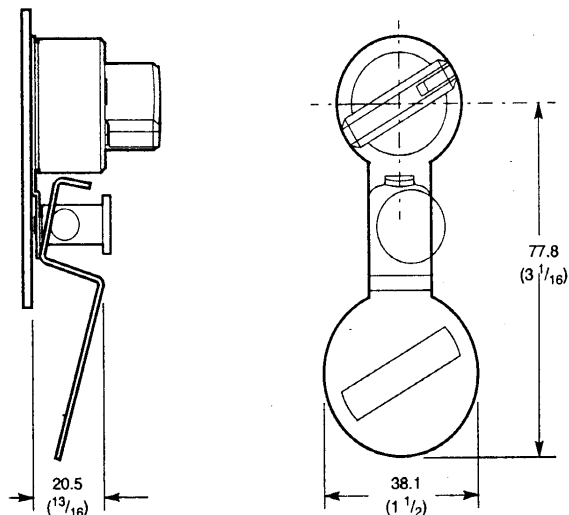
Locking Attachment

for push buttons
 for standard knob selector switch operators
 for potentiometers drive operator



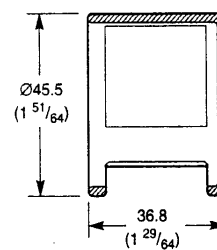
Locking Attachment ①

for 2 or 3 position selector switch operator



Protective Ring

for push-pull mushroom operator \varnothing 40 mm

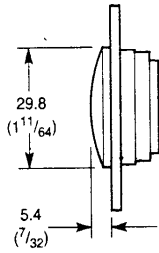


① This locking attachment may interfere with the operation of operators located beneath.

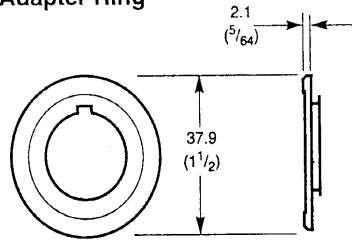
Accessories

Dimensions in mm and (")

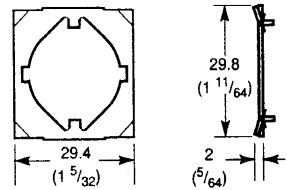
Hole Plug



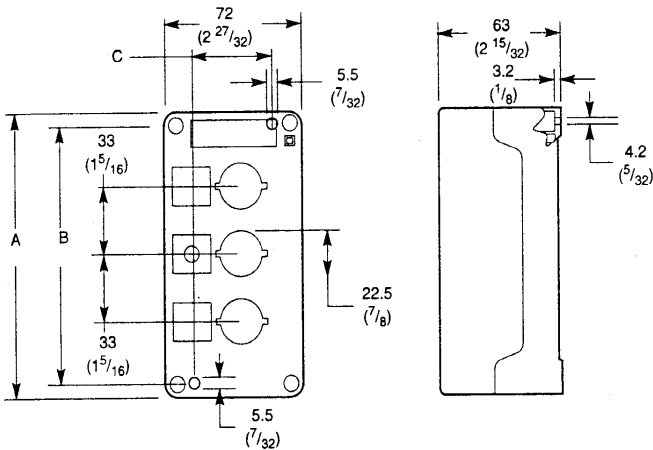
Adapter Ring



Anti-Rotating Washer



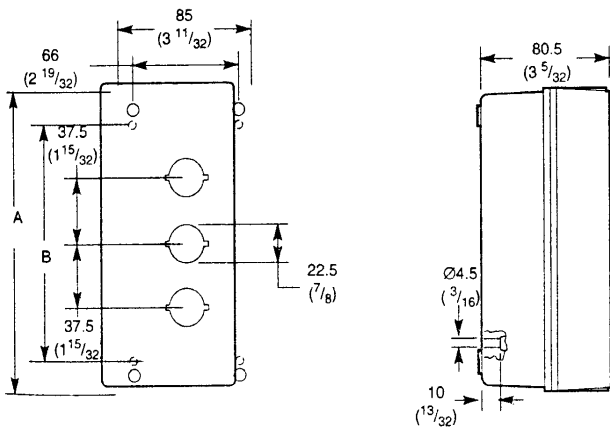
Plastic Enclosures



Enclosures for Base Mounting, Plastic

Type	Number of Holes	A	B	C
800E-1P	1	72	59	41
800E-1PY		(2-27/32)	(2-5/16)	(1-5/8)
800E-2P	2	105	92	41
		(4-1/8)	(3-5/8)	(1-5/8)
800E-3P	3	138	125	41
		(5-7/16)	(4-29/32)	(1-5/8)
800E-5P	5	215	184	59
		(8-15/32)	(7-1/4)	(2-5/16)

Aluminum Enclosures



Enclosures for Base Mounting, Aluminum

Type	Number of Holes	A	B
800E-1M	1	99	62
800E-1MY		(3-9/32)	(2-7/16)
800E-2M	2	137	100
		(5-13/32)	(3-15/16)
800E-3M	3	174	137
		(6-27/32)	(5-13/32)
800E-5M	5	249	212
		(9-13/16)	(8-11/32)

Contact Block for Mounting Assembly

