

**SCHOTTKY DIODES MODULE TYPE 200A**

**Features**

High Surge Capability  
Types Up to 45V  $V_{RRM}$

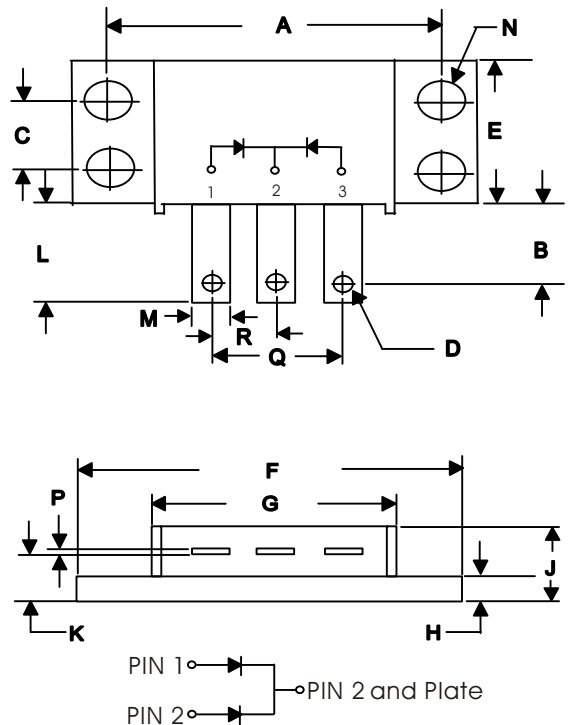
**200Amp Rectifier  
20-45 Volts**

**Maximum Ratings**

Operating Temperature:  $-40^{\circ}\text{C}$  to  $+175^{\circ}\text{C}$   
Storage Temperature:  $-40^{\circ}\text{C}$  to  $+175^{\circ}\text{C}$

Part Number	Maximum Recurrent Peak Reverse Voltage	Maximum RMS Voltage	Maximum DC Blocking Voltage
FST20020	20V	14V	20V
FST20035	35V	25V	35V
FST20040	40V	28V	40V
FST20045	45V	32V	45V

**POWER MOD  
TO-249AB**



**Electrical Characteristics @ 25 °C Unless Otherwise Specified**

Average Forward Current (Per Pkg)	$I_{F(AV)}$	200A	$T_C = 126^{\circ}\text{C}$
Peak Forward Surge Current (Per leg)	$I_{FSM}$	1500A	8.3ms, half sine
Maximum Instantaneous Forward Voltage (Per leg) NOTE (1)	$V_F$	0.70V	$I_{FM} = 100\text{A};$ $T_J = 25^{\circ}\text{C}$
Maximum Instantaneous Reverse Current At Rated DC Blocking Voltage (Per leg) NOTE (1)	$I_R$	4 mA 600 mA	$T_J = 25^{\circ}\text{C}$ $T_J = 125^{\circ}\text{C}$
Maximum Thermal Resistance Junction To Case	$R_{\theta jc}$	$1.0^{\circ}\text{C/W}$	

NOTE :  
(1) Pulse Test: Pulse Width 300 usec, Duty Cycle < 2%

DIM	INCHES		MM		NOTE
	MIN	MAX	MIN	MAX	
A	1.995	2.005	50.67	50.93	
B	.300	.325	7.62	8.26	
C	.495	.505	12.57	12.83	
D	.182	.192	4.62	4.88	$\varnothing$
E	.990	1.010	25.15	26.65	
F	2.390	2.410	60.71	61.21	
G	1.495	1.525	37.90	38.70	
H	.114	.122	2.90	3.10	
J	----	0.420	----	10.67	
K	.240	.260	6.10	6.60	
L	.490	.510	12.45	12.95	
M	.330	.350	8.38	8.90	
N	.175	.195	4.45	4.95	$\varnothing$
P	.035	.045	0.89	1.14	
R	.445	.455	11.30	11.56	
Q	.890	.910	22.61	23.11	

Figure .1-Typical Forward Characteristics

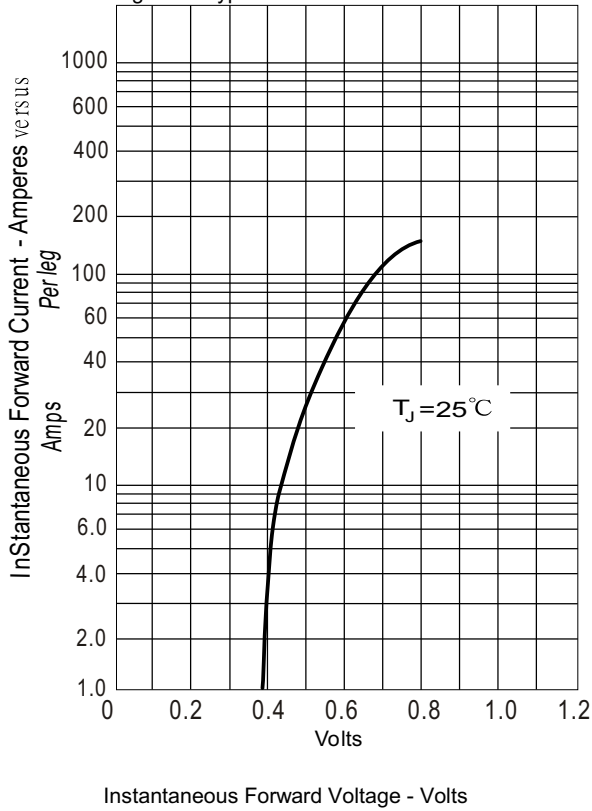
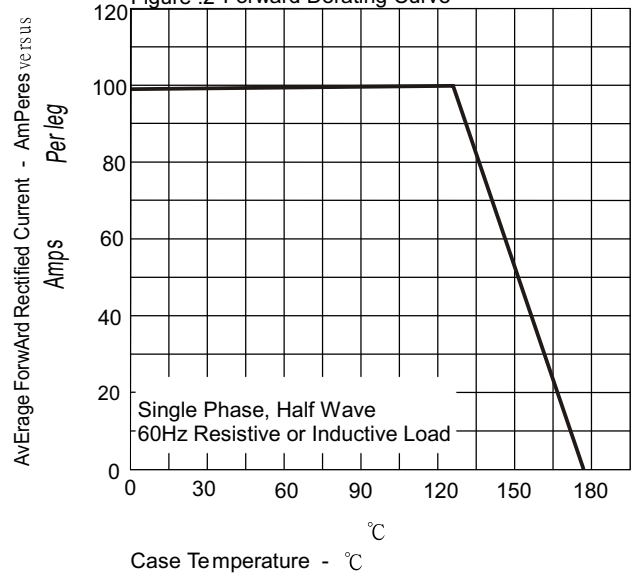


Figure .2-Forward Derating Curve



Single Phase, Half Wave  
60Hz Resistive or Inductive Load

Figure .3-Peak Forward Surge Current

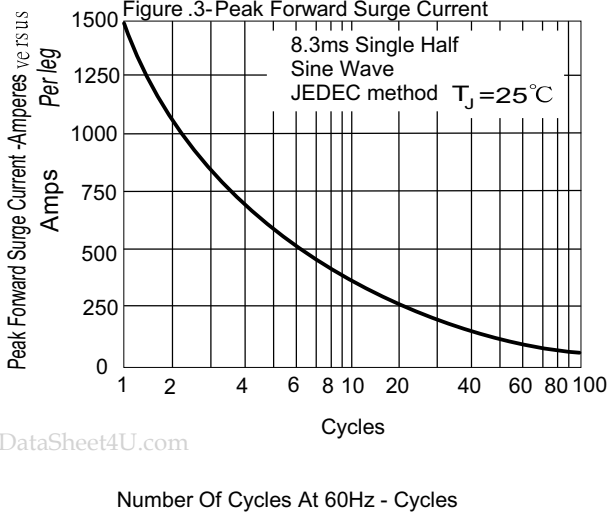


Figure .4-Typical Reverse Characteristics

