



Micro Commercial Components

Micro Commercial Components
 20736 Marilla Chatsworth
 CA 91311
 Phone: (818) 701-4933
 Fax: (818) 701-4939

Features

- Lead Free Finish/Rohs Compliant (Note1) ("P" Suffix designates Compliant. See ordering information)
- Low Current Leakage
- Metalurgically Bonded Construction
- Low Cost
- Marking : Cathode band and type number
- Moisture Sensitivity: Level 1 per J-STD-020C

Maximum Ratings

- Operating Temperature: -55°C to +150°C
- Storage Temperature: -55°C to +150°C
- Maximum Thermal Resistance; 35°C/W Junction To Ambient

Electrical Characteristics @ 25°C Unless Otherwise Specified

Reverse Voltage	V_R	75V	
Peak Reverse Voltage	V_{RM}	100V	
Average Rectified Current	I_O	150mA	Resistive Load $f \geq 50\text{Hz}$
Power Dissipation	P_{TOT}	500mW	
Junction Temperature	T_J	150°C	
Peak Forward Surge Current	I_{FSM}	500mA	$t < 1\text{s}$
Instantaneous Forward Voltage	V_F	1.0V(MAX) 0.62-0.72V	$I_{FM} = 100\text{mA};$ $I_{FM} = 5.0\text{mA}$
Maximum DC Reverse Current At Rated DC Blocking Voltage	I_R	25nA 50µA 5µA	$V_R = 20\text{Volts}$ $T_J = 25^\circ\text{C}$ $T_J = 150^\circ\text{C}$ $V_R = 75\text{Volts}$
Typical Junction Capacitance	C_J	4pF	Measured at 1.0MHz, $V_R = 4.0\text{V}$
Reverse Recovery Time	T_{rr}	4nS	$I_F = 10\text{mA}$ $V_R = 6\text{V}$ $R_L = 100\Omega$

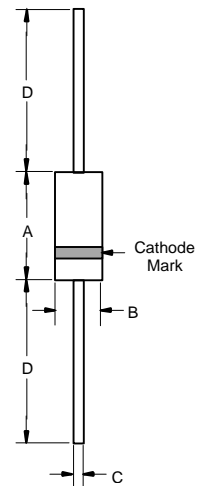
*Pulse test: Pulse width 300 µsec, Duty cycle 2%

Note: 1. Lead in Glass Exemption Applied, see EU Directive Annex 5.

1N4448

500mW 100Volt Switching Diode

DO-35



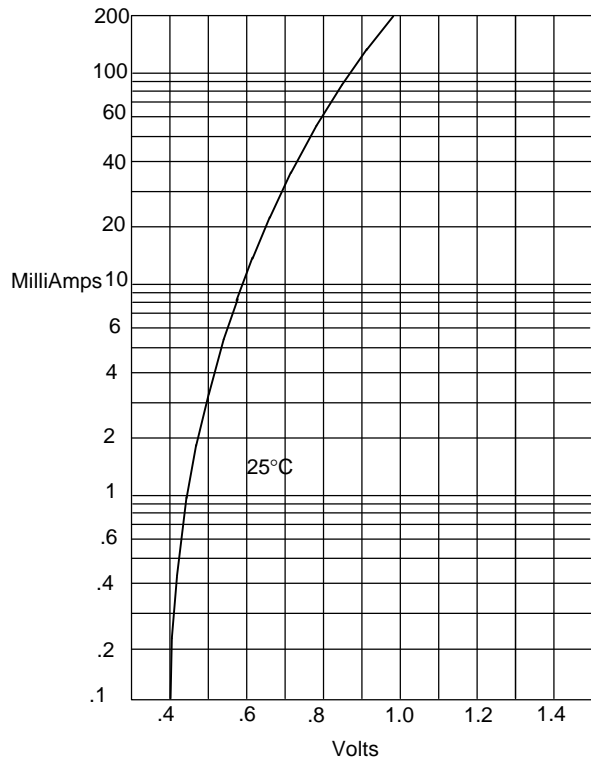
DIM	DIMENSIONS				NOTE
	INCHES		MM		
	MIN	MAX	MIN	MAX	
A	---	.166	---	4.2	
B	---	.079	---	2.00	
C	---	.020	---	.52	
D	1.000	---	25.40	---	

1N4448



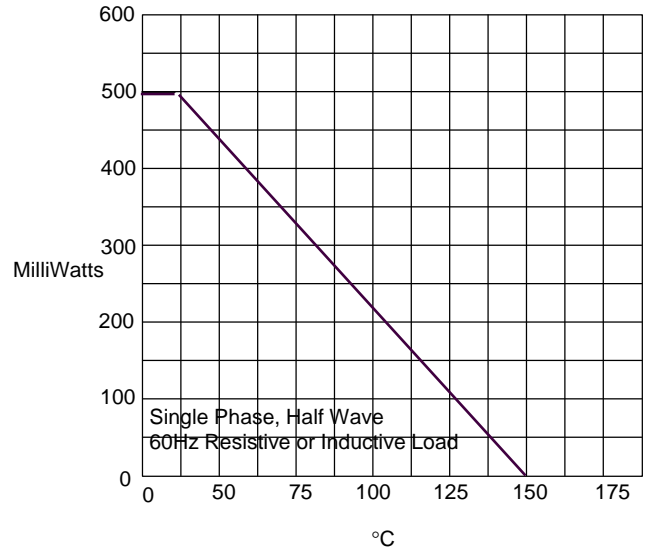
Micro Commercial Components

Figure 1
Typical Forward Characteristics



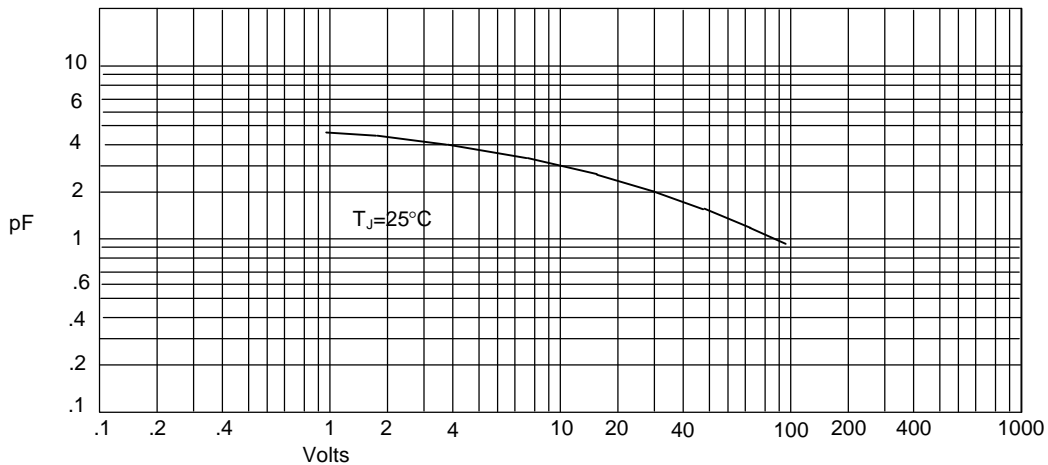
Instantaneous Forward Current - Amperes versus
Instantaneous Forward Voltage - Volts

Figure 2
Forward Derating Curve



Admissible Power Dissipation - MilliWatts versus
Ambient Temperature - °C

Figure 3
Junction Capacitance



Junction Capacitance - pF versus
Reverse Voltage - Volts

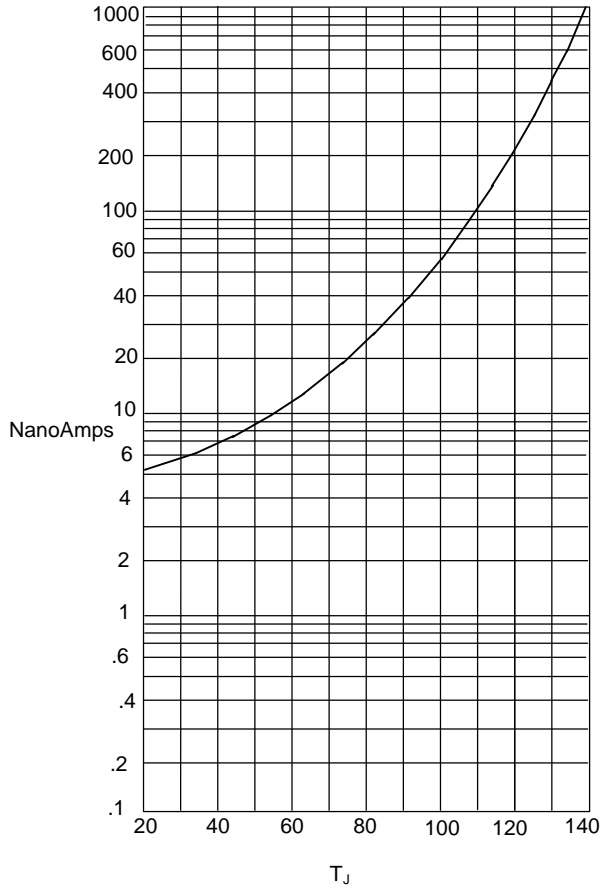
1N4448



TM

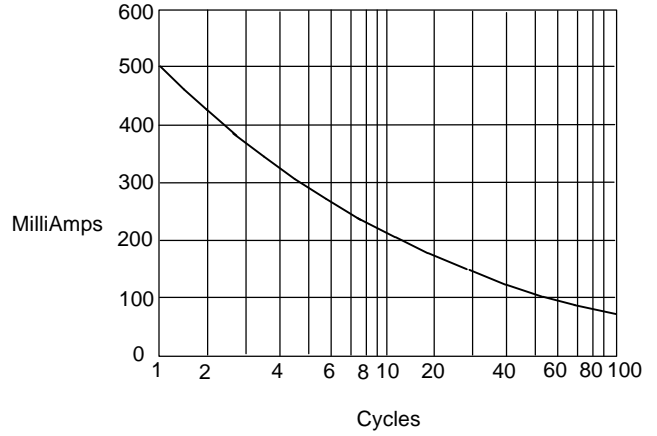
Micro Commercial Components

Figure 4
Typical Reverse Characteristics



Instantaneous Reverse Leakage Current - NanoAmperes versus
Junction Temperature - °C

Figure 5
Peak Forward Surge Current



Peak Forward Surge Current - Amperes versus
Number Of Cycles At 60Hz - Cycles



Micro Commercial Components

Ordering Information

Device	Packing
(Part Number)-TP	Tape&Reel; 10Kpcs/Reel
(Part Number)-AP	Ammo Packing;5Kpcs/AmmoBox
(Part Number)-BP	Bulk;500pcs/Bag

IMPORTANT NOTICE

Micro Commercial Components Corp. reserves the right to make changes without further notice to any product herein to make corrections, modifications, enhancements, improvements, or other changes. *Micro Commercial Components Corp.* does not assume any liability arising out of the application or use of any product described herein; neither does it convey any license under its patent rights, nor the rights of others. The user of products in such applications shall assume all risks of such use and will agree to hold *Micro Commercial Components Corp.* and all the companies whose products are represented on our website, harmless against all damages.

APPLICATIONS DISCLAIMER

Products offer by *Micro Commercial Components Corp.* are not intended for use in Medical, Aerospace or Military Applications.