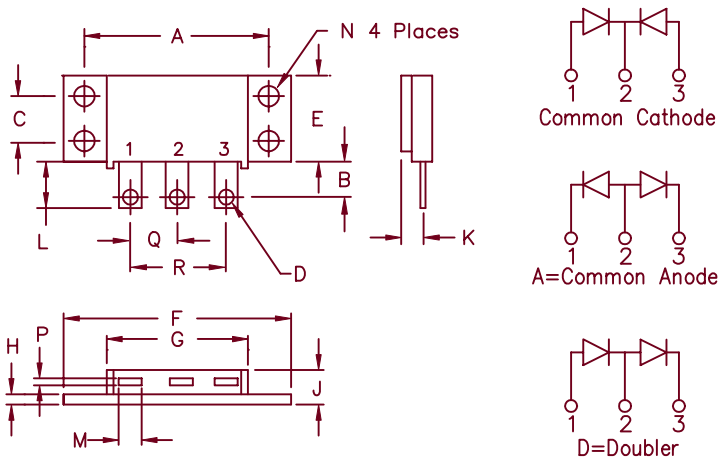


Schottky Powermod FST16090 — FST160100



Notes:
Baseplate: Nickel plated copper;
electrically isolated
Pins: Nickel plated copper

Dim.	Inches		Millimeters		Notes
	Min.	Max.	Min.	Max.	
A	1.995	2.005	50.67	50.93	
B	0.300	0.325	7.62	8.26	
C	0.495	0.505	12.57	12.83	
D	0.182	0.192	4.62	4.88	Dia.
E	0.990	1.010	25.15	25.65	
F	2.390	2.410	60.71	61.21	
G	1.500	1.525	38.10	38.70	
H	0.120	0.130	3.05	3.30	
J	---	0.400	---	10.16	
K	0.240	0.260	6.10	6.60	to Lead CL
L	0.490	0.510	12.45	12.95	
M	0.330	0.350	8.38	6.90	
N	0.175	0.195	4.45	4.95	Dia.
P	0.035	0.045	0.89	1.14	
Q	0.445	0.455	11.30	11.56	
R	0.890	0.910	22.61	23.11	

TO-249

Microsemi Catalog Number	Working Peak Reverse Voltage	Repetitive Peak Reverse Voltage
FST16090*	90V	90V
FST160100*	100V	100V

*Add the Suffix A for Common Anode, D for Doubler

- Schottky Barrier Rectifier
- Guard Ring for Reverse Protection
- VRRM – 90 to 100 Volts
- High Surge Capacity
- Reverse Energy Tested

Electrical Characteristics

Average forward current per pkg	I _{F(AV)} 160 Amps	T _C = 120°C, Square wave, R _{θJC} = 0.5°C/W
Average forward current per leg	I _{F(AV)} 80 Amps	T _C = 120°C, Square wave, R _{θJC} = 0.9°C/W
Maximum surge current per leg	I _{FSM} 1200 Amps	8.3 ms, half sine T _J = 175°C
Max repetitive peak reverse current per leg	I _{R(OV)} 2 Amps	f = 1 KHz, 25°C, 1 μsec Square wave
Max peak forward voltage per leg	V _{FM} .75 Volts	I _{FM} = 80A: T _J = 175°C*
Max peak forward voltage per leg	V _{FM} .96 Volts	I _{FM} = 80A: T _J = 25°C*
Max peak reverse current per leg	I _{RM} 30 mA	V _R = 5.0V, T _J = 25°C
Max peak reverse current per leg	I _{RM} 2 mA	V _R = 5.0V, T _J = 25°C
Typical junction capacitance per leg	C _J 1500 pF	

*Pulse test: Pulse width 300 μsec, Duty cycle 2%

Thermal and Mechanical Characteristics

Storage temp range	T _{STG}	-55°C to 175°C
Operating junction temp range	T _J	-55°C to 175°C
Maximum thermal resistance per leg	R _{θJC}	0.9°C/W Junction to case
Max thermal resistance per pkg.	R _{θJC}	0.5°C/W Junction to case
Typical thermal resistance (greased)	R _{θCS}	0.1°C/W Case to sink
Mounting torque		15 – 20 inch pounds
Weight		2.5 ounces (71 grams) typical

FST16090 — FST160100

Figure 1
Typical Forward Characteristics

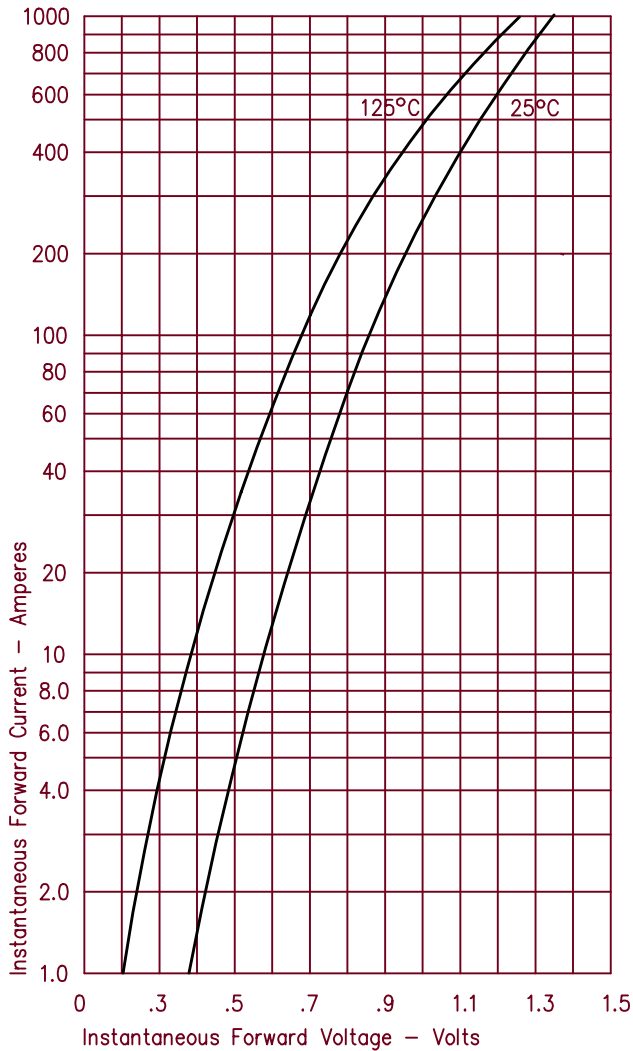


Figure 3
Typical Junction Capacitance

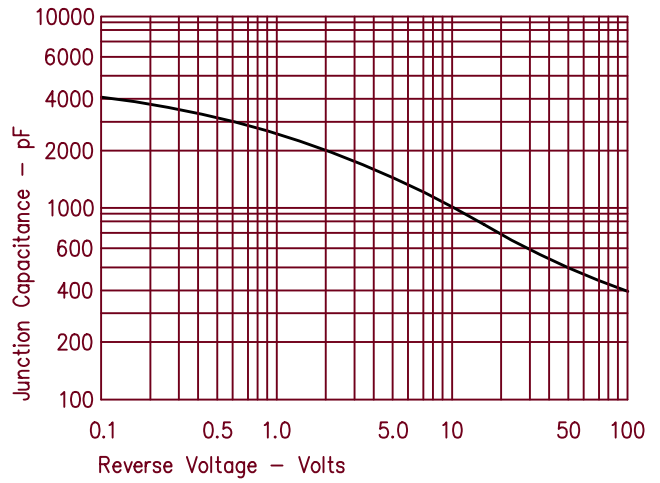


Figure 4
Forward Current Derating

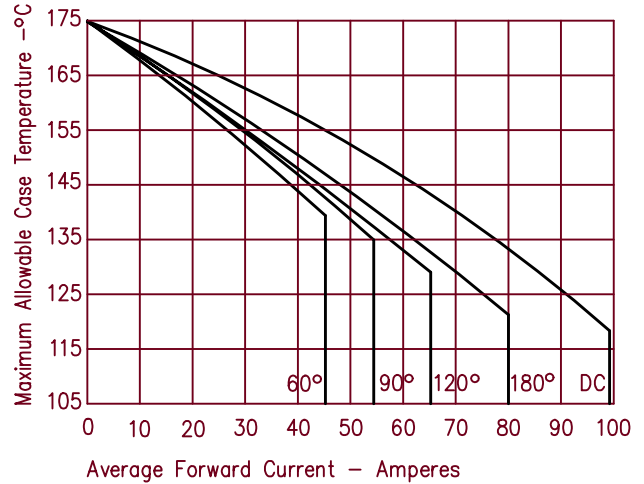


Figure 2
Typical Reverse Characteristics

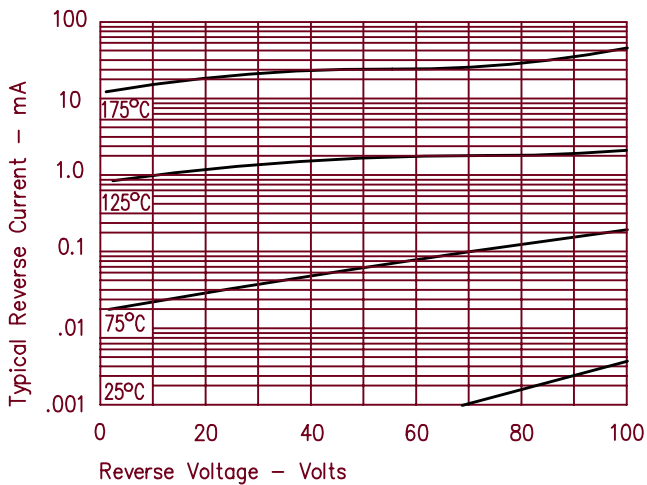


Figure 5
Maximum Forward Power Dissipation

