


CL-431Fシリーズ For Backlight

Mono-Color Side-Lighting Type **CL-431F Series**



2.8(L)×1.0(W)×0.8(H)mm

● 薄型バックライト用の白色LEDです。推奨導光板は0.8mm厚です。

● White LED for thin-shaped backlight. Recommended thickness of optical waveguide is 0.8 mm.

●絶対最大定格/Absolute Maximum Rating^{※1}

(Ta 25°C)

Product code	Pd (mW)	IF (mA)	IFP ^{※2} (mA)	VR (V)	Top (°C)	Tst (°C)
CL-431F-WN	114	30	100	5	-25~+85	-30~+90
CL-431F-WQ	114	30	100	5	-25~+85	-30~+90

※1 1素子当たりの値です。/The values are based on 1-die performance.

※2 IFPの条件はduty 1/10、パルス巾30msecです。/Condition for IFP is pulse of 1/10 duty and 30msec width.

●電気的光学的特性/Electro-optical Characteristics (Ta 25°C)

Parameter	Symbol	Conditions	MIN	TYP	MAX	Unit	
順電圧/ Forward Voltage ^{※1}	VF	IF=20mA	CL-431F-WN	—	3.2	3.6	V
			CL-431F-WQ	—	3.3	3.6	
逆電流/Reverse Current ^{※1}	IR	VR=5V	—	—	2	μA	
光度/ Luminous Intensity ^{※2}	Iv	IF=20mA	CL-431F-WN	1000	1510	—	mcd
			CL-431F-WQ	1440	1800	—	
色度座標/Chromaticity coordinates ^{※3}	x, y	IF=20mA	x(±0.02)		y(±0.02)		
			a	0.268	0.228		
			b	0.284	0.256		
			c	0.309	0.286		
			d	0.307	0.308		
			e	0.275	0.275		
f	0.252	0.247					

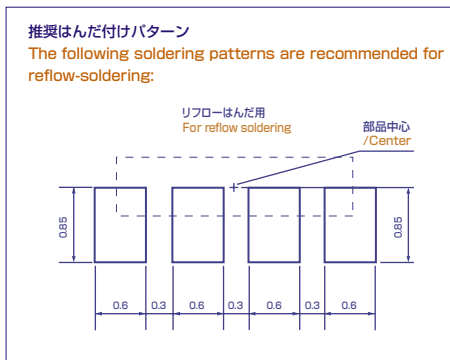
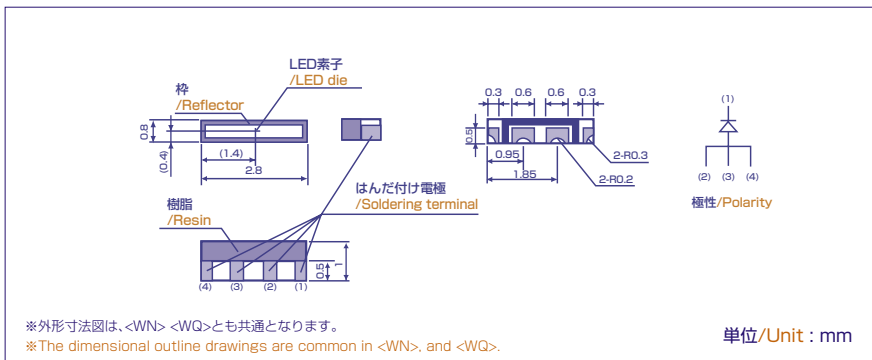
※1 1素子当たりの値です。/The values are based on 1-die performance.

※2 NIST規格に準拠、各素子同時点灯の値です。

Compliant with NIST. The values are based on the condition that each die lights simultaneously.

※3 色度座標は、a, b, c, d, e, fに囲まれた範囲です。/Chromaticity coordinates is surrounded with a, b, c, d, e, f.

●外形寸法図/Outline drawing



■ 諸特性 / Characteristics

