

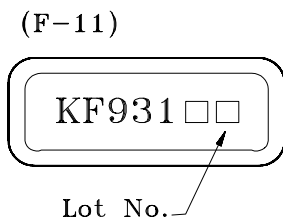
Band pass filters for RF circuits of Cordless phone (CT-1+)

- High stability and reliability with good performance and no adjustment.
- Wide and sharp pass band characteristics.
- Low insertion loss and deep stop band attenuation for interference.
- KF931 : F-11 Package
- KF931V : SC-44 Package.

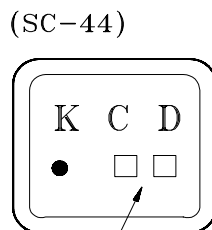
MAXIMUM RATINGS (T_a=25°C)

ITEM	SYMBOL	RATING	UNIT
Input Signal Level	IS _{max}	10	dBm
DC Permissive Voltage	V _{DC}	0	V
Operating Temperature Range	T _{opr}	-10~+60	°C
Storage Temperature Range	T _{stg}	-40~+85	°C

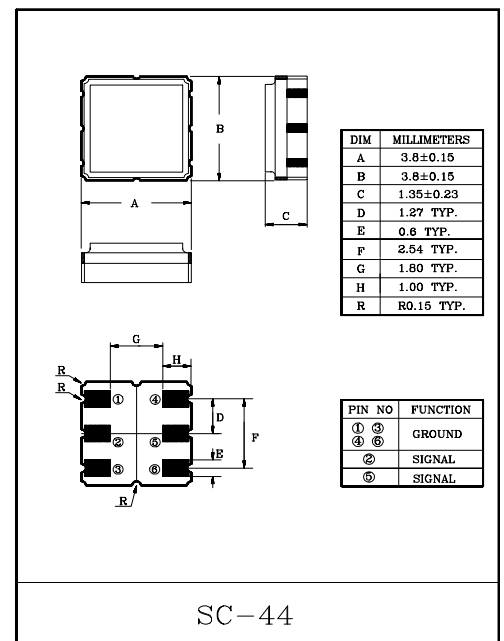
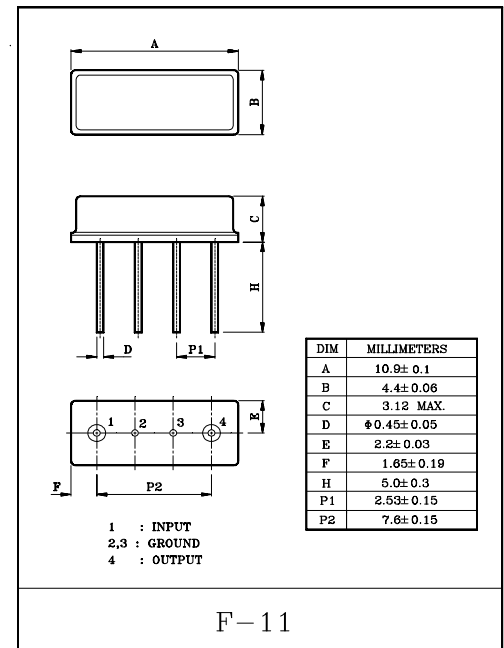
MARKING



Lot No.



Lot No.



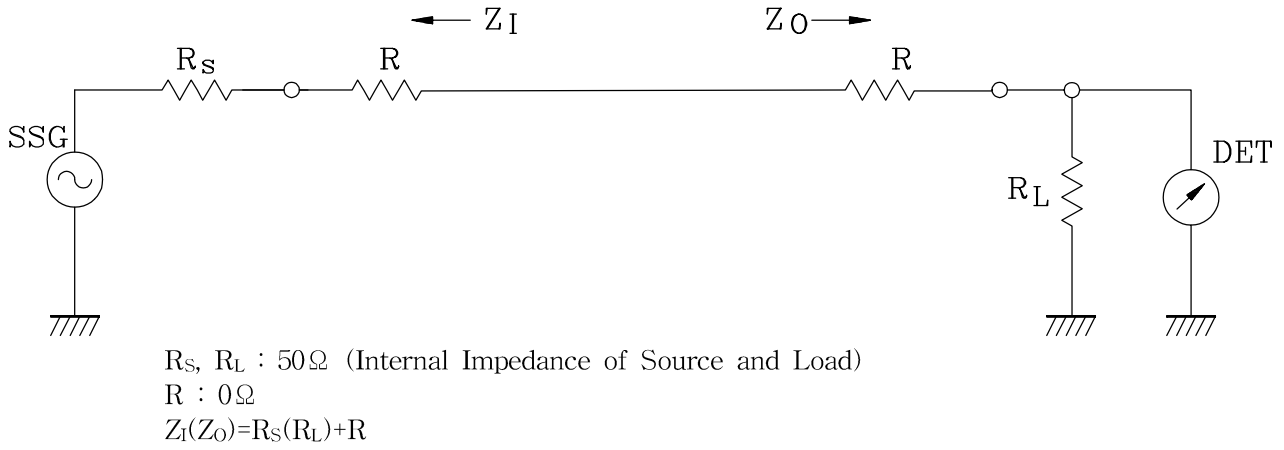
ELECTRICAL CHARACTERISTICS (Temperature 25±2°C, Humidity 65±5%)

ITEMS	SYMBOL	TEST CONDITION	MIN.	TYP.	MAX.	UNIT
Nominal Center Frequency	f ₀	-	-	931	-	MHz
Bandwidth	BW _{3dB}	-	f ₀ ±2.0	-	-	MHz
Insertion Loss	IL _{PASS}	f ₀ ±2.0MHz	-	-	3.5	dB
Ripple Level	A _{RIP}	f ₀ ±2.0MHz	-	-	1.5	dB
Rejection Level	IL _{STOP}	f ₀ -45.4~f ₀ -41.4MHz	45	50	-	dB
		f ₀ -23.7~f ₀ -19.7MHz	10	30	-	
		f ₀ +19.7~f ₀ +23.7MHz	20	30	-	
		f ₀ +41.4~f ₀ +45.4MHz	40	55	-	
Input/Output Impedance	Z _i (Z _o)	-	-	50Ω+10nH	-	-

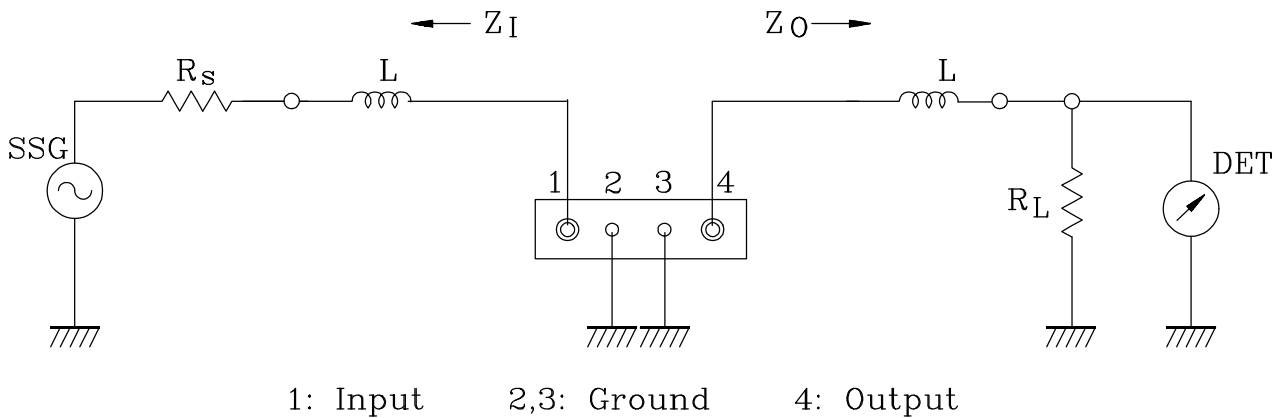
KF931/V

TEST CIRCUIT

REFERENCE LEVEL TEST CIRCUIT



MEASUREMENT CIRCUIT



$R_s, R_L : 50\Omega$ (Internal Impedance of Source and Load)
 $L : 10\text{nH}$
 $Z_i(Z_o)=R_s(R_L)+L$

