

## Features

- For use with Analog Device's AD20msp918 ADSL chipsets
- Excellent Total Harmonic Distortion (THD) performance in a small size
- Both SMD and thru-hole package version
- Designed to meet UL1950 and EN60950 supplementary insulation requirements for operating voltages up to 250 Vrms

- Operating temperature 0 °C to +70 °C
- Lead free version available (see How to Order)
- Lead free versions are RoHS compliant\*

## Applications

- ADSL - Analog AD20msp918

# SM531-1 & PT532-1 ADSL Line Transformers

### Electrical Specifications @ 25 °C

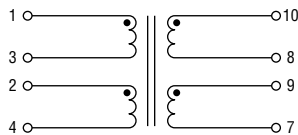
Turns Ratio (1-4):(10-7)	1:1.27 ±2 %
OCL @ 10 kHz, 0.1 V (1-4) with (2-3) shorted	1.80 mH min.
(10-7) with (8-9) shorted	2.90 mH min.
Leakage Inductance @ 100 kHz 0.1 V (1-4) with (2-3), (8-9), (10-7) shorted	7.5 µH max.
Longitudinal Balance 30 kHz to 1.1 MHz	50 dB min.
Insertion Loss @ 100 kHz	< 0.5 dB
Isolation Voltage	1500 Vrms max.
Load Resistance	100 Ω
DC Resistance (1-4), (10-7)	2 Ω max.
THD Linearity @ 30 kHz	-80 dB typ.
Package	
SM531-1	SMT
PT532-1	THT

### Packaging Specifications

SM531-1*	200 pcs./reel
PT532-1	60 pcs./tray

\*"E" suffix at end of part number designates tape & reel packaging, e.g. SM531-1E.

### Electrical Schematic

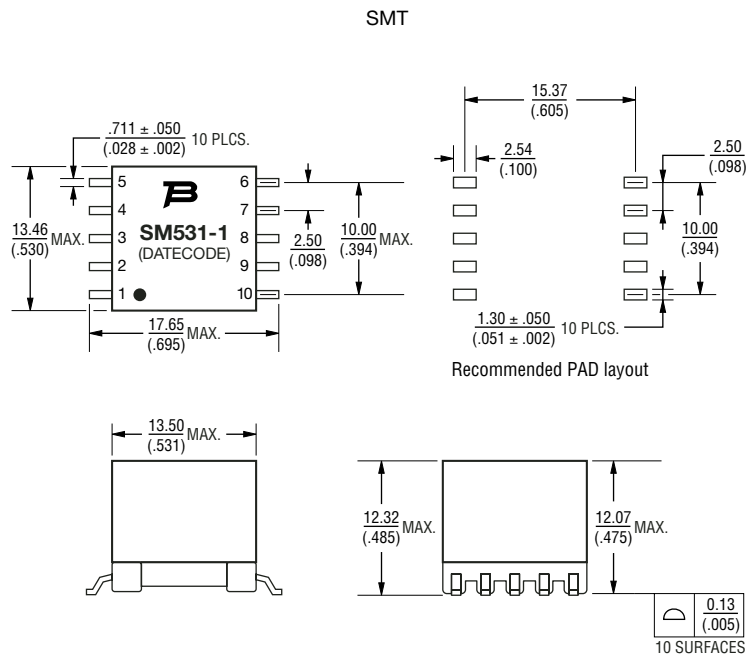


### How to Order

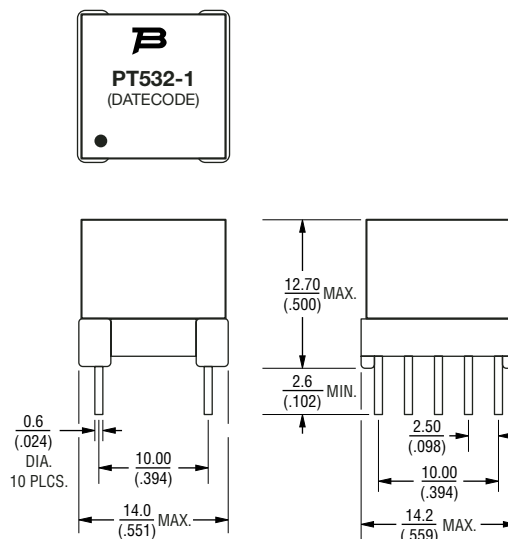
**SM531-1E or PT532-1**

Model \_\_\_\_\_  
Termination \_\_\_\_\_  
Blank = Tin-lead  
L = Tin only (lead free)

### Product Dimensions



### THT



DIMENSIONS ARE:  $\frac{\text{MM}}{\text{(INCHES)}}$

TOLERANCE: ±  $\frac{0.25}{(.010)}$