

P-tec Corp. Tel:(800)688-0613
 2405 Commerce Circle Tel:(719) 589 3122
 Alamosa Co. 81101 Fax:(719) 589 3592
 www.p-tec.net sales@p-tec.net



PL00201 Series SMD LED 1206 Package

Features

- *Flat Lens Thin Package 3.2 x 1.6 x 0.75mm
- *GaAsP Hi-Eff Red Chip used
- *Low Current Requirements
- *High Light Output
- *Compatible with IR Solder-Process
- *Industry Standard Footprint
- *2000 or 1000 pcs per Reel
- *RoHS Compliant

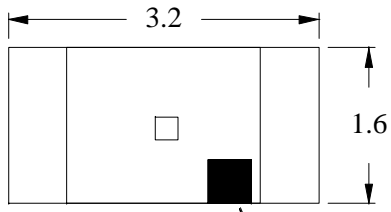
Absolute Maximum Ratings at T_A = 25°C

Power Dissipation.....	75mW
Reverse Voltage (<100μA)	5.0V
Max Forward Current	30mA
Peak Forward Current (1/10 Duty Cycle, 0.1ms Pulse Width).....	100mA
Operating Temperature Range	-40°C to +85°C
Storage Temperature Range	-40°C to +85°C
Reflow Soldering Temperature.....	260°C for 10 seconds

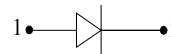
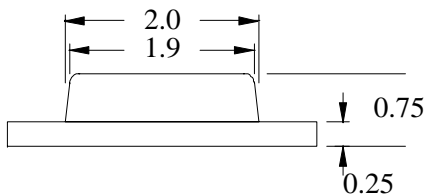
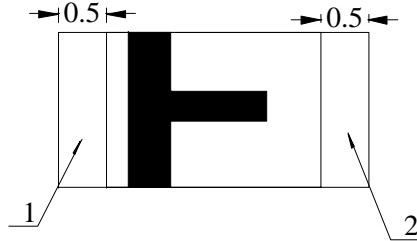
Electrical & Optical Characteristics at T_A = 25°C

Part Number	Emitting Color	Chip Material	Dominant Wave Length	Peak Wave Length	Viewing Angle 2θ1/2	Forward Voltage @20mA (V)		Luminous Intensity @20mA (mcd)	
						Typ	Max	Min	Typ
Water Clear Lens			nm	nm	Deg				
PL00201-WCR12	Orange-Red	GaAsP	620	630	120°	2.0	2.5	5.0	12.0

Package Dimensions are in **Millimeters**. Tolerance is ± 0.25mm unless otherwise specified.



CATHODE MARK



Recommended Soldering Pad Layout

