

PLEASE CHECK WWW.MOLEX.COM FOR LATEST PART INFORMATION

Part Number: [0340910003](#)
Status: **Active**
Overview: [mx150 sealed connector system](#)
Description: MX150 1.50mm (.059") 3 Way Single Row Cable Seal, Keying Option C, Brown

Documents:

[Drawing \(PDF\)](#) [Product Specification PS-34250-000 \(PDF\)](#)
[Packaging Specification \(PDF\)](#) [RoHS Certificate of Compliance \(PDF\)](#)

General

Product Family Crimp Housings
 Series [34091](#)
 More Detailed Tech Information <http://ewcap.uscarteams.org>
 Overview [mx150 sealed connector system](#)
 Product Name MX150™

Physical

Circuits (maximum) 3
 Circuits Detail 3
 Color - Resin Brown
 Gender Male
 Glow-Wire Compliant No
 Keying to Mating Part Yes
 Lock to Mating Part Yes
 Material - Resin Nylon
 Number of Rows 1
 Packaging Type Bag
 Panel Mount No
 Pitch - Mating Interface (in) 0.177 In
 Pitch - Mating Interface (mm) 4.50 mm
 Pitch - Term. Interface (in) 0.177 In
 Pitch - Term. Interface (mm) 4.50 mm
 Polarized to Mating Part Yes
 Ports 3
 Stackable No
 Temperature Range - Operating -40°C to +125°C

Electrical

Current - Maximum per Contact 17A

Material Info

Reference - Drawing Numbers

[Packaging Specification](#) PK-31300-004
[Product Specification](#) PS-34250-000
[Sales Drawing](#) SD-34091-001



image - Reference only

EU RoHS

**ELV and RoHS
 Compliant**
**REACH SVHC
 Contains SVHC: No**
**Halogen-Free
 Status**
Halogen-Free

China RoHS

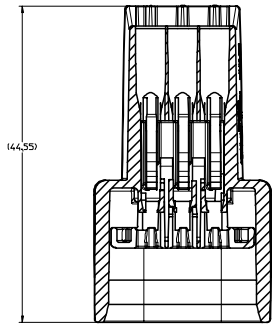


**Need more information on product
 environmental compliance?**

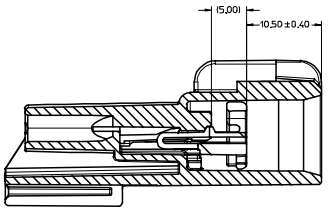
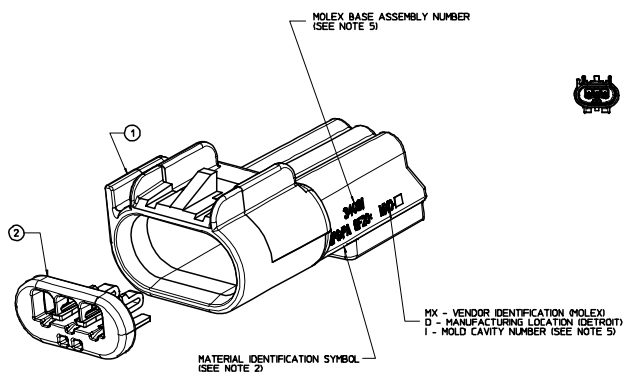
Email productcompliance@molex.com
 For a multiple part number RoHS Certificate of
 Compliance, [click here](#)

Please visit the [Contact Us](#) section for any
 non-product compliance questions.

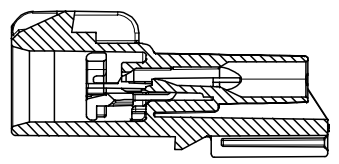
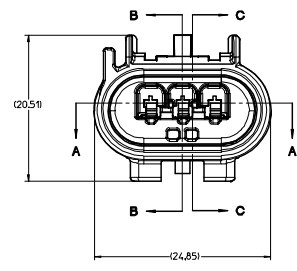
Search Parts in this Series
[34091Series](#)



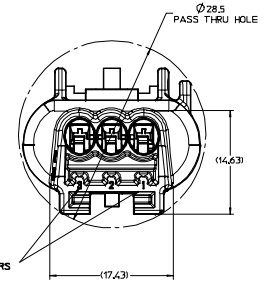
SECTION A-A



SECTION C-C
TPA SHOWN IN PRELOCK



SECTION B-B

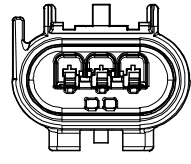


- UNLESS OTHERWISE SPECIFIED:
- FINAL CONNECTOR ASSEMBLY MUST MATE TO RECEPTACLE ASSEMBLY SPECIFIED ON FORD DRAWINGS 4L3T-14A464-VA AND 5L3T-14A464-BA
 - WHEREVER SIZE PERMITS, ALL PLASTIC PARTS MUST HAVE MATERIAL IDENTIFICATION SYMBOLS CLEARLY MARKED.
 - CHANGES IN DESIGN COMPOSITION OR PROCESSING FROM THE PART PREVIOUSLY APPROVED FOR PRODUCTION REQUIRES PRIOR ENGINEERING APPROVAL.
 - PARTS MUST BE FREE OF SCRATCHES, DISCOLORATION, SALT RESIDUE OR OTHER IMPERFECTIONS THAT MAY AFFECT FUNCTION OR FIT OF PARTS.
 - SOURCE IDENTIFICATION MARK, PRODUCTION DATE CODE AND MOLEX ASSEMBLY PART NUMBER MUST BE PERMANENTLY APPLIED ON THE PART WITH 15mm LETTER SIZE FROM THE BOTTOM TO THE TOP OF THE CHARACTER AND LEGIBLE WHEREVER PACKAGE SIZE PERMITS OR OTHER AGREEMENTS ARE MADE.
 - PART MUST CONFORM TO THE ELECTRICAL CONNECTION SYSTEM DESIGN SPECIFICATION (SDS) REVISION 8 (DATED 11-20-00).
 - PART MUST CONFORM TO SAE/USCAR-2 REV. 3 DATED APRIL 2001 - CLASS 3
 - MAXIMUM USER FORCE TO MATE CONNECTOR FULLY POPULATED WITH TIN TERMINALS SHALL BE 55 N.
 - FOR BLADE TERMINALS AND WIRE SEALS TO BE USED WITH THIS ASSEMBLY, SEE TABLE FOR APPLICABLE COMPONENTS.
 - IT IS INTENDED TO COMPLY WITH USCAR DRAWING NO. 150-S-003-1-202 WITH THE FOLLOWING EXCEPTIONS:
(L60) WAS 4.2
(L60S) WAS 14.20
(R300) WAS R10
 - PACKAGING: PLEASE REFER TO PK-31900-004

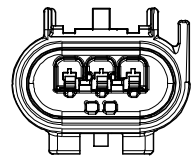
TERMINAL/WIRE/SEAL APPLICATIONS						
DESCRIPTION	PLATING	FORD COMPONENT NO.	MATERIAL/SPEC. NO.	WIRE TYPE AND SIZE	WIRE DIAMETER RANGE	WIRE SEAL COLOR
15 TERMINAL (M)	TIN	978G-14421-ADA	COPPER ALLOY/WSS-H99P23-B	22, 20 AWG	1.19 - 1.65 O.D.	978G-104930-SBA PINK
15 TERMINAL (M)	TIN	978G-14421-AEA	COPPER ALLOY/WSS-H99P23-B	18, 16 AWG	1.60 - 2.10 O.D.	XW43-14603-AA GREEN
15 TERMINAL (M)	GOLD	978G-14421-AHA	COPPER ALLOY/WSS-H99P23-B	22, 20 AWG	1.19 - 1.65 O.D.	978G-104930-SBA PINK
15 TERMINAL (M)	GOLD	978G-14421-AJA	COPPER ALLOY/WSS-H99P23-B	18, 16 AWG	1.60 - 2.10 O.D.	XW43-14603-AA GREEN

FORD ASH NUMBERS	MOLEX ASH NUMBERS
4F9T-14A624-PA	34091-0003
5C3T-14A624-AA	34091-0004

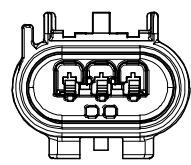
ITEM	DESCRIPTION	COLOR	PART NUMBER	MATL/SPEC. NO.	NO. OF ITEMS REQUIRED
1	HOUSING - MALE 3WAY (KEY OPTION 'C')	BROWN	34092-0003	SPS/PA GF20%	1
	HOUSING - MALE 3WAY (KEY OPTION 'D')	GREEN	34092-0004	SPS/PA GF20%	1
2	TERMINAL POSITION ASSURANCE DEVICE (TPA)	NATURAL	34093-0001	PBT GF30%	1



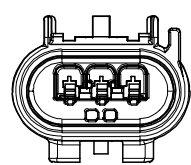
KEY OPTION 'A'



KEY OPTION 'B'



KEY OPTION 'C'



KEY OPTION 'D'

ENTER DESCRIPTION IFC: 14421-0003-0005 C:\WORK\KAWAURI 2006\11\16 C:\WORK\KAWAURI 2006\11\16 APPR: SNAKCEAU	QUALITY SYMBOLS ▽=0	GENERAL TOLERANCES (UNLESS SPECIFIED) 4 PLACES ±--- INCH 3 PLACES ±--- mm 2 PLACES ±--- mm 1 PLACE ±--- mm ANGULAR ±---°	DIMENSION STYLE MM ONLY	SCALE 4:1	DESIGN UNITS METRIC	THRD ANGLE PROJECTION
	DRAWN BY: DLANGOLF CHECKED BY: RAKKURI APPROVED BY: PENDELETON DATE: 11/20/02	TITLE BLADE CONNECTOR 3WAY 1.5MM CABLE SEAL	MATERIAL NO. SEE CHART SD-34091-001	DOCUMENT NO. SD-34091-001	SHEET NO. 1 OF 1	

DRAFT WHERE APPLICABLE MUST REMAIN WITHIN DIMENSIONS

THIS DRAWING CONTAINS INFORMATION THAT IS PROPRIETARY TO MOLEX INCORPORATED AND SHOULD NOT BE USED WITHOUT WRITTEN PERMISSION