

**PLEASE CHECK WWW.MOLEX.COM FOR LATEST PART INFORMATION**

**Part Number:** [0192130009](#)  
**Status:** **Active**  
**Overview:** [wire\\_pins](#)  
**Description:** Avikrimp™ Wire Pin Terminal for 22-18 AWG Wire

**Documents:**

[Drawing \(PDF\)](#) [RoHS Certificate of Compliance \(PDF\)](#)

**Agency Certification**

CSA LR18689  
 UL E32244

**General**

Product Family Crimp Terminals  
 Series [19213](#)  
 Comments Pin Length 9.91mm (.390")  
 Crimp Quality Equipment Yes  
 MolexKits Yes  
 Overview [wire\\_pins](#)  
 Product Name Wire Pin

**Physical**

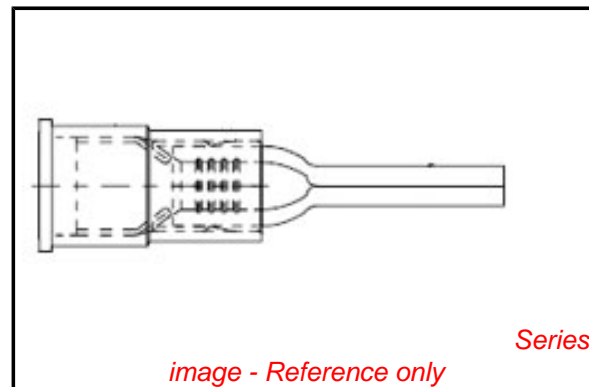
Flammability 94V-2  
 Gender Male  
 Material - Metal Copper  
 Material - Plating Mating Tin  
 Packaging Type Adhesive Tape on Reel  
 Plating min: Mating (µin) 39  
 Plating min: Mating (µm) 1.00  
 Termination Interface: Style Crimp or Compression  
 Wire Insulation Diameter 6.35mm (.250") max.  
 Wire Size AWG 18, 19, 20, 22  
 Wire Size mm² N/A

**Material Info**

Old Part Number WP-8218

**Reference - Drawing Numbers**

Sales Drawing SD-19213-002



**EU RoHS**

**ELV and RoHS  
 Compliant**  
**REACH SVHC**  
 Not Reviewed  
**Halogen-Free  
 Status**  
**Not Reviewed**

**China RoHS**



**Need more information on product  
 environmental compliance?**

Email [productcompliance@molex.com](mailto:productcompliance@molex.com)  
 For a multiple part number RoHS Certificate of  
 Compliance, [click here](#)

Please visit the [Contact Us](#) section for any  
 non-product compliance questions.

**Search Parts in this Series**

[19213Series](#)

**Application Tooling | [FAQ](#)**

*Tooling specifications and manuals are  
 found by selecting the products below.  
 Crimp Height Specifications are then  
 contained in the Application Tooling  
 Specification document.*

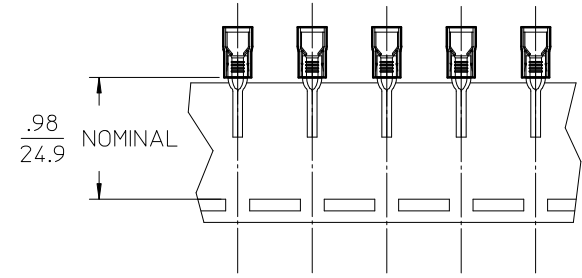
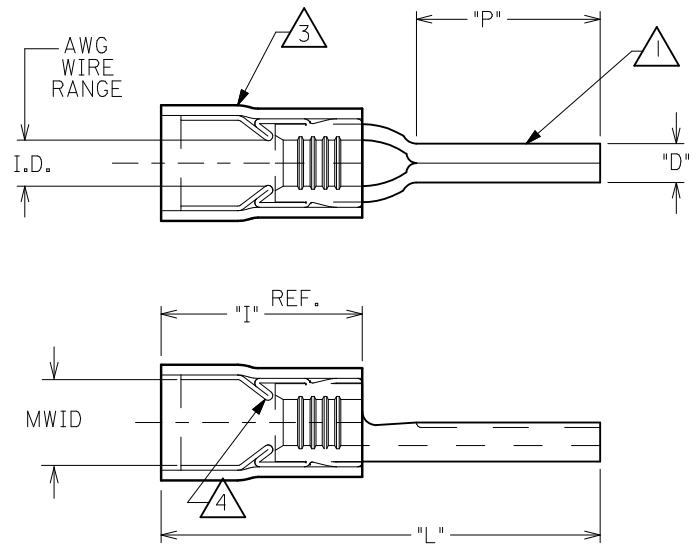
**Global**

Description	Product #
Hand Crimp Tool	<a href="#">0640010100</a>
Hand Crimp Tool	<a href="#">0640011200</a>
Crimp Head for the AT-200™ Pneumatic Hand Tool	<a href="#">0640050100</a>
Crimp Head for the AT-200™ Pneumatic Hand Tool	<a href="#">0640051200</a>

10	9	8	7	6	5	4	3	2	1	
LOOSE PC MATERIAL NUMBER	ENGINEERING PART NO.	TAPE MNTD MATERIAL NUMBER	ENGINEERING PART NO.	AWG WIRE RANGE "I.D."	OVERALL LENGTH "L" MAX	PIN LENGTH "P" MIN	PIN DIAMETER "D" ±.01/0.3	MWID	INSULATION COLOR	LENGTH INSULATION "I" MAX
192130009	WP-82 I8	192130010	WP-82 I8 T	22-18	.91/23.1	.35/8.9	.078/1.98	.140/3.56	RED	.42/10.7
192130011	WP-86 I4	192130012	WP-86 I4 T	16-14	.92/23.4	.35/8.9	.078/1.98	.170/4.32	BLUE	.42/10.7
192130007	WP-82 I0	192130008	WP-82 I0 T	12-10	1.13/28.7	.41/10.4	.107/2.72	.225/5.72	YELLOW	.57/14.5

(A)

(A) (A) (A)



NOTES:

- 1. TERMINAL MATERIAL: COPPER
- 2. TERMINAL PLATING: TIN
- 3. INSULATION MAT'L: EXTRUDED NYLON
- 4. FUNNEL ENTRY FERRULE: TIN PLATED COPPER ALLOY
- 5. MWID=MAXIMUM WIRE INSULATION DIAMETER
- 6. PARTS ARE ROHS COMPLIANT

<b>REDRAW, REV TOLS</b> EC NO: WNA2009-0437 DRW: HETHRODAHL 2010/03/01 CHKD: JMACNEIL 1992/10/08 APPR: JMACNEIL 2010/03/18	DESCRIPTION A	QUALITY SYMBOLS ▽=0 ▽=0	GENERAL TOLERANCES (UNLESS SPECIFIED)		DIMENSION STYLE IN/MM	SCALE ---	DESIGN UNITS INCH	THIRD ANGLE PROJECTION		
		4 PLACES ± --- ± --- 3 PLACES ± --- ± --- 2 PLACES ± --- ± --- 1 PLACE ± --- ± ---	mm INCH	DRAWN BY EMF	DATE 1992/10/08	TITLE AVKRIMP WIRE PIN TERMINALS, 800 SERIES				
		ANGULAR ± ---°		CHECKED BY JM	DATE 1992/10/08	APPROVED BY JMACNEIL				
		DRAFT WHERE APPLICABLE MUST REMAIN WITHIN DIMENSIONS		MATERIAL NO. SEE CHART	DATE 2010/03/18	MOLEX INCORPORATED		DOCUMENT NO. SD-19213-002	SHEET NO. 1 OF 1	