

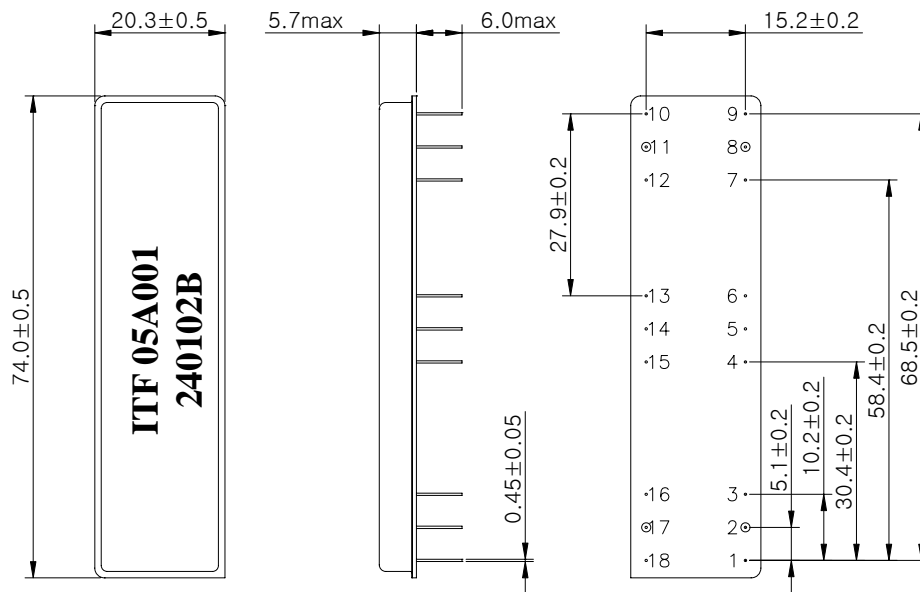
SAW Bandpass Filter 240102B



1. Features

- IF bandpass filter
- High attenuation
- Single-ended operation
- DIP Package
- Maximum Storage Temperature Range : -40°C ~ 85°C
- Electrostatics Sensitive Device (ESD)

2. Package Dimension



Package : D7420

Dimensions shown are nominal in millimeters
 Base : Fe(SPCC), Au plating over Ni plated
 Cap : Cu & Cr Alloy, Ni Plated
 Termination : Kovar, Au Plated

Pin Configuration	
17	Input
8	Output
2, 11	Ground
Other	Case ground



ITF Co., Ltd.
 102-901, Bucheon Technopark 364,
 Samjeong-Dong, Ojeong-Gu, Bucheon-City,
 Gyeonggi-Do, Korea 421-809

Part No.	240102B	
Rev. Date	2005-11-15	
Rev.	NW5014-CS01	1/5

SAW Bandpass Filter 240102B



3. Specifications

Fo = 88.75 MHz


Terminating source impedance : 50Ω and matching network

Terminating load impedance : 50Ω and matching network

		Minimum	Typical	Maximum
Center Frequency	MHz	88.71	88.75	88.79
Insertion Loss	dB	-	24.0	28.0
1dB Bandwidth	MHz	1.5	1.6	-
3dB Bandwidth	MHz	-	1.67	-
40dB Bandwidth	MHz	-	1.9	2.0
Amplitude Ripple (Fo +/- 0.75 MHz)	dB	-	0.7	1.0
Group Delay Variation (Fo +/- 0.75 MHz)	nsec	-	430	500
Absolute Delay	usec	-	9.36	-
Ultimate Rejection	dB	37	41	-
Temperature Coefficient of Frequency	ppm/°C ²	-	-0.03	-

Notes :

- 1) All specifications are based on the matching schematic shown below
- 2) All specifications are measured by Agilent Network analyzer and full 2 port calibration
- 3) Electrical margin has been built into the design to account for the variations due to temperature drift and manufacturing tolerances
- 4) All attenuation measurements are measured relative to insertion loss

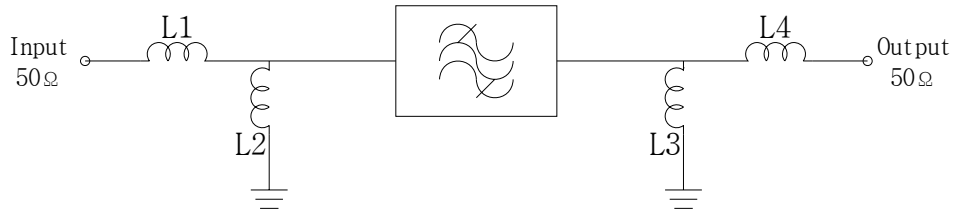
 Integrated Technology Future	ITF Co., Ltd. 102-901, Bucheon Technopark 364, Samjeong-Dong, Ojeong-Gu, Bucheon-City, Gyeonggi-Do, Korea 421-809	Part No.	240102B	
		Rev. Date	2005-11-15	
		Rev.	NW5014-CS01	2/5

SAW Bandpass Filter 240102B



4. Matching Schematic

(Actual matching values may vary due to PCB layout and parasitics)



$$L1 = L4 = 47 \text{ nH}$$

$$L2 = L3 = 68 \text{ nH}$$

5. Marking Configuration

ITF¹⁾05A001²⁾

240102B³⁾

1) Manufacturer name

2) Lot Number

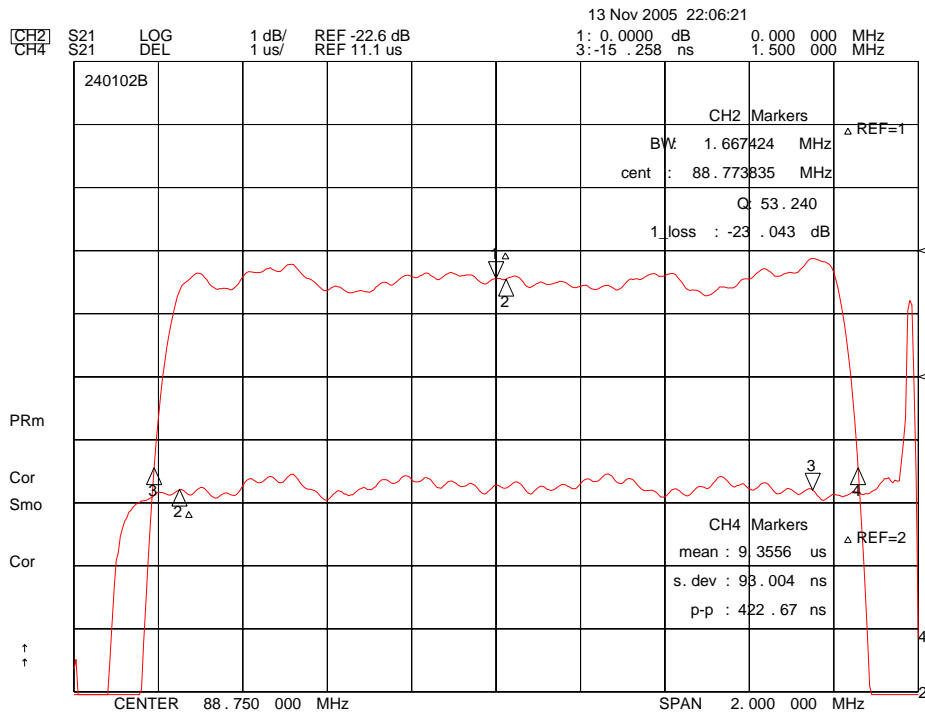
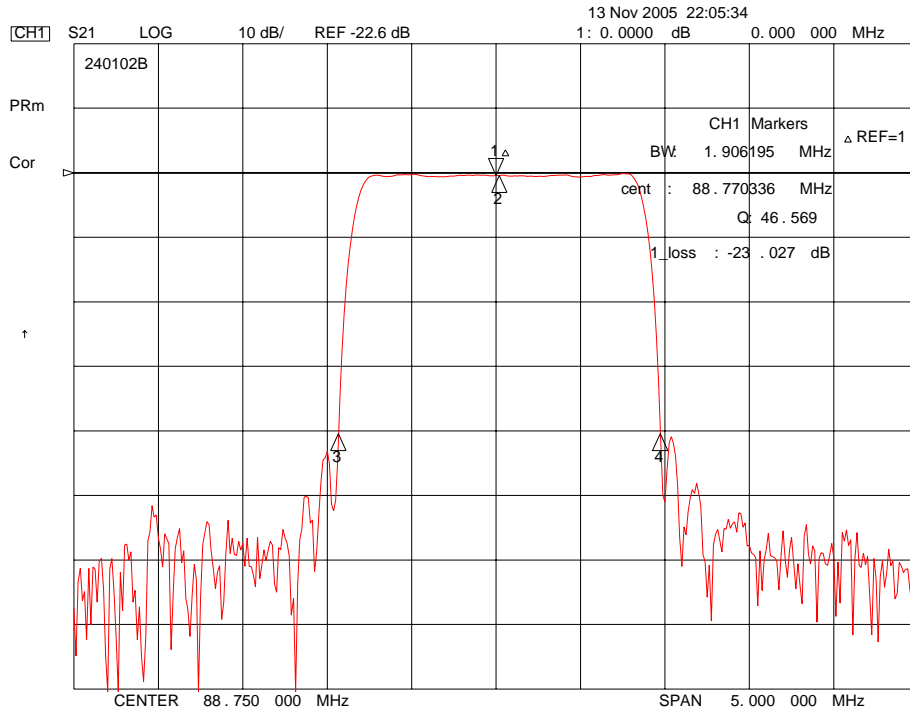
3) Part Number

	ITF Co., Ltd. 102-901, Bucheon Technopark 364, Samjeong-Dong, Ojeong-Gu, Bucheon-City, Gyeonggi-Do, Korea 421-809	Part No.	240102B	
		Rev. Date	2005-11-15	
		Rev.	NW5014-CS01	3/5

SAW Bandpass Filter 240102B



6. Typical Performance (at +25°C)



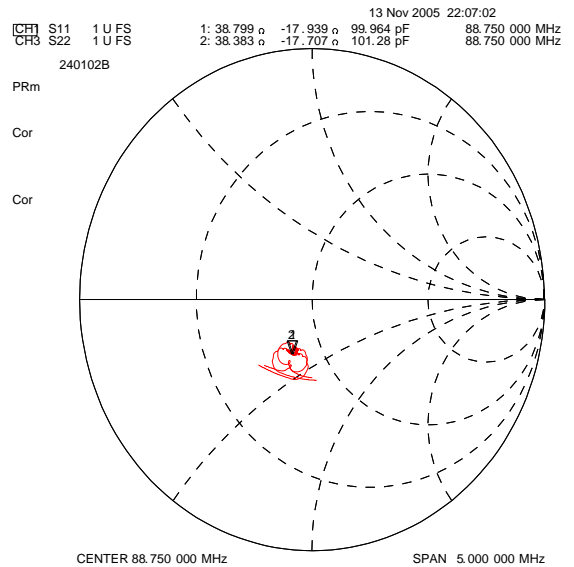
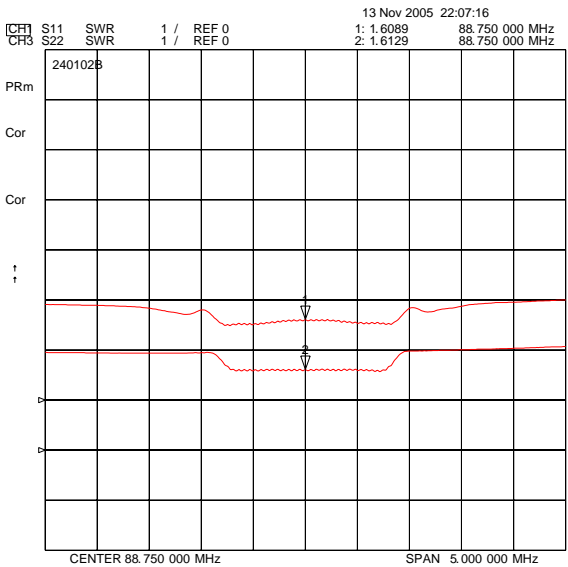
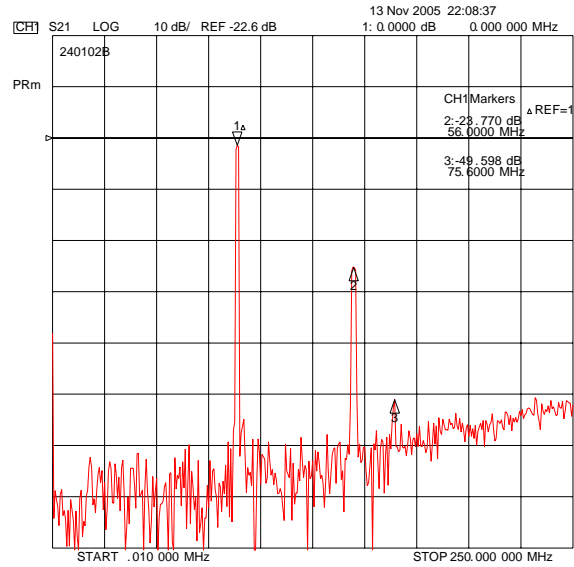
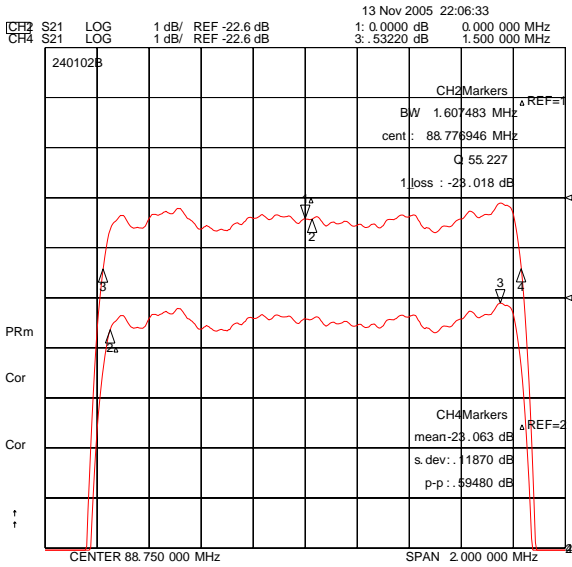
ITF Co., Ltd.
 102-901, Bucheon Technopark 364,
 Samjeong-Dong, Ojeong-Gu, Bucheon-City,
 Gyeonggi-Do, Korea 421-809

Part No. 240102B

Rev. Date 2005-11-15

Rev. NW5014-CS01 4/5

SAW Bandpass Filter 240102B



ITF Co., Ltd.
 102-901, Bucheon Technopark 364,
 Samjeong-Dong, Ojeong-Gu, Bucheon-City,
 Gyeonggi-Do, Korea 421-809

Part No.	240102B	
Rev. Date	2005-11-15	
Rev.	NW5014-CS01	5/5