


- On load up to 80 amps
- 3 and 4 pole
- Door interlockable handle
- 3 Padlockable positions
- DIN or base mounting
- Special lightweight extensions
- Snap-on auxiliaries
- Designed to IEC 947



Ordering

To order – select

- **Switch** – According to rating and number of poles
- Plus ■ **Handle** – Black or red and yellow
- Plus ■ **Shaft** – Extension – according to depth

Selection and product pricing

Rating at 415V			3 Pole	4 Pole
AC21	AC22	AC23	Product	Product
16	16	16	59100SM	59110SM
25	25	16	59101SM	59111SM
40	40	25	59102SM	59112SM
63	63	40	59103SM	59113SM
80	80	63	59104SM	59114SM


Handle



Handle with door interlock
Lockable in 3 positions

Description	Product
Red and yellow	59501
Black	59500


Shaft extension



Aluminium shafts
3 Lengths
Cut to required depth

Length 'L'	Product
100mm	59535-100
200mm	59535-200
300mm	59535-300

Auxiliary contacts



Snap-on changeover contacts
Rating 16amps 250V AC

Contacts	Product
1 Changeover	59516
2 Changeovers	59517

Specification

		59100SM 59110SM	59101SM 59111SM	59102SM 59112SM	59103SM 59113SM	59104SM 59114SM
Rated insulation voltage	U_i	690	690	690	690	690
Rated thermal current	I_{th}					
	At 40°C At 60°C	A A	25 16	40 25	63 40	80 63
Rated current I_e	A					
AC21	415V	16	25	40	63	80
	500V	16	25	40	63	80
	690V	16	25	40	63	80
AC22	415V	16	25	40	63	80
	500V	16	25	40	63	80
	690V	16	25	40	63	80
AC23	415V	16	16	25	40	63
	500V	16	16	25	40	40
	690V	16	16	20	25	25
DC22 – 3 poles in series	I_e					
	110V 220V	A A	16 16	25 25	40 40	63 50
Rated fuse short circuit peak	kA	3.5	6	6.5	7	7.5
RMS	kA	100	100	50	25	25
Back-up fuse	Amps	16	25	40	63	80
Electrical life with rated current		3000	3000	3000	3000	3000
Mechanical life		15000	15000	15000	12000	12000
Max cable size	mm ²	10	10	10	25	25
Weight	kg					
	3 pole	0.17	0.17	0.17	0.18	0.18
	4 pole	0.21	0.21	0.21	0.23	0.23

Dimensions (mm)

3 Pole

Dimensions for shaft extension

4 Pole

Code	L	H
59535-100	100	145
59535-200	200	245
59535-300	300	345