

Axial Lead and Cartridge Fuses

Designed to IEC Standard

5 x 20 mm Time Lag Fuse (Slo-Blo®) Fuse 218 Series



- Designed to International (IEC) Standards for use globally.
- Meets the IEC 60127-2, Sheet 3 specification for Time Lag Fuses.
- Available in Cartridge and Axial Lead Form.
- Available in ratings of 0.032 to 15 amperes.


ELECTRICAL CHARACTERISTICS (218 Series):

| % of Ampere Rating | Ampere Rating | Opening Time |
|--------------------|---------------|---|
| 150% | .032–6.3 | 60 minutes, Minimum |
| | 8 - 15 | 30 minutes, Minimum |
| 210% | .032–15 | 2 minutes, Maximum |
| 275% | .032–.100 | 0.2 sec., Min. ; 10 sec. Max. |
| | .125–15 | 0.6 sec., Min. ; 10 sec. Max. |
| 400% | .032–.100 | .04 sec., Min. ; 3 sec. Max. |
| | .125–15 | .15 sec., Min. ; 3 sec. Max. |
| 1000% | .032–.100 | .01 sec., Min. ; 0.3 sec. Max. |
| | .125–15 | 0.02 sec., Min. ; 0.3 sec. Max. |

INTERRUPTING RATINGS: 35 amperes or 10 x rated current; (whichever is greater) to a maximum 100A @ 250 VAC, unity power factor.

ORDERING INFORMATION:

| Cartridge Catalog Number | Ampere Rating | Voltage Rating | Nominal Resistance Cold Ohms | Nominal Melting I ² t A ² Sec. |
|--------------------------|---------------|----------------|------------------------------|--|
| 218.032 | .032 | 250 | 58.45 | 0.00297 |
| 218.040 | .040 | 250 | 35.70 | 0.00536 |
| 218.050 | .050 | 250 | 23.30 | 0.00691 |
| 218.063 | .063 | 250 | 17.65 | 0.01169 |
| 218.080 | .080 | 250 | 12.6 | 0.02580 |
| 218.100 | .100 | 250 | 8.95 | 0.04820 |
| 218.125 | .125 | 250 | 4.41 | 0.146 |
| 218.160 | .160 | 250 | 2.44 | 0.219 |
| 218.200 | .200 | 250 | 1.60 | 0.341 |
| 218.250 | .250 | 250 | 1.05 | 0.540 |
| 218.315 | .315 | 250 | 0.848 | 1.110 |
| 218.400 | .400 | 250 | 0.535 | 1.324 |
| 218.500 | .500 | 250 | 0.370 | 2.824 |
| 218.630 | .630 | 250 | 0.275 | 4.674 |
| 218.800 | .800 | 250 | 0.073 | 1.938 |
| 218 001. | 1 | 250 | 0.055 | 3.238 |
| 218 1.25 | 1.25 | 250 | 0.042 | 5.648 |
| 218 01.6 | 1.6 | 250 | 0.032 | 10.331 |
| 218 002. | 2 | 250 | 0.029 | 14.412 |
| 218 02.5 | 2.5 | 250 | 0.022 | 23.224 |
| 218 3.15 | 3.15 | 250 | 0.017 | 38.171 |
| 218 004. | 4 | 250 | 0.013 | 69.088 |
| 218 005. | 5 | 250 | 0.010 | 111.008 |
| 218 06.3 | 6.3 | 250 | 0.0075 | 198.645 |
| 218 008. | 8 | 250 | 0.0059 | 341.299 |
| 218 010. | 10 | 250 | 0.0045 | 567.696 |
| 218 015. | 15 | 250 | 0.0030 | 1403.661 |



ENVIRONMENTAL SPECIFICATIONS:

- Operating temperature:** -55°C to 125°C
- Thermal Shock:** MIL-STD-202F Method 107G, Test Condition B: (5 cycles -65°C to +125°C)
- Vibration:** MIL-STD-202F Method 201A
- Humidity:** MIL-STD-202F Method 103B, Test Condition A. high relative humidity (95%) and elevated temperature (40°C) for 240 hours.
- Salt Spray:** MIL-STD-202F Method 101D, Test Condition B

PHYSICAL SPECIFICATIONS:

- Material:** Body: Glass
Cap: Nickel Plated Brass
Leads: Tin Plated Copper
- Terminal Strength:** MIL-STD-202F Method 211A, Test Condition A
- Solderability:** Reference IEC 60127 Second Edition 2003-01 Annex A
- Terminal strength:** MIL-STD-202F Method 211A, Test Condition A
- Product Marking:** Cap 1: current and voltage rating.
Cap 2: Agency approval markings.
- Packaging:** Available in Bulk (V=5, H=100, M=1000 pcs/pkg) or on Tape/Reel (MRET1=1000 pcs/reel).

Axial Lead and Cartridge Fuses

Designed to IEC Standard

5 x 20 mm Time Lag Fuse (Slo-Blo®) Fuse 218 Series

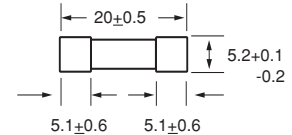


Agency Approvals

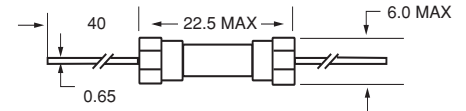
| Agency Approvals | | Ampere Range |
|------------------|---|---|
| | Certificate No. Cartridge NBK120802-E10480 A&C Leaded NBK120802-E10480 B&D | 1A – 15A |
| | Certificate No. 2002010207007596 | 32mA – 6.3A |
| | Certificate No. SU05001-3005 SU05001-2008 SU05001-2009 | 32mA – 40mA 50mA – 800mA 1A – 10A |
| | Recognised File No. E10480 Guide No. JDYX2 | 32mA – 15A |
| | File No. 029862 Acc. Class No. LR1422-30 | |
| | Licence No. KM41462 | 80mA – 6.3A |
| | File No. 9850004, 9840179, 9446070, 9708209, 9843043, 312377 & 304650 | 32mA – 6.3A |
| | | 32mA – 15A |

Note: 8A and 10A are under consideration by IEC(125V).

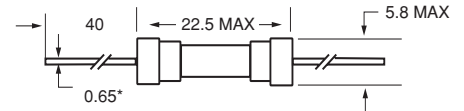
0218 000



0218.032 XE
to
0218.100XE



0218.125 XE
to
0218015. XE



All dimensions in mm

Notes:
* Ratings above 6.3A
have 0.8 mm dia lead

Average Time Current Curves

