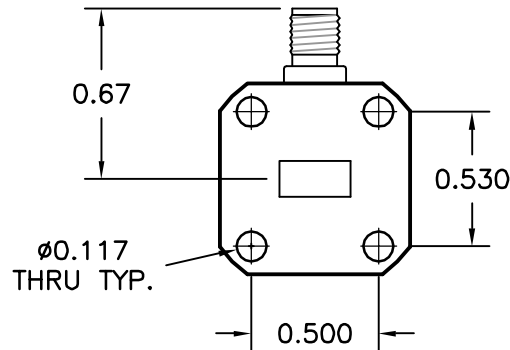
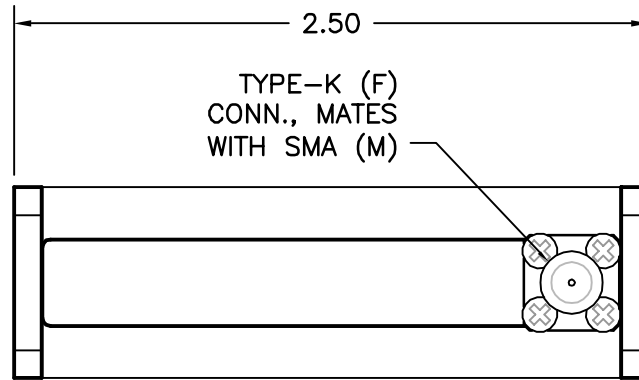
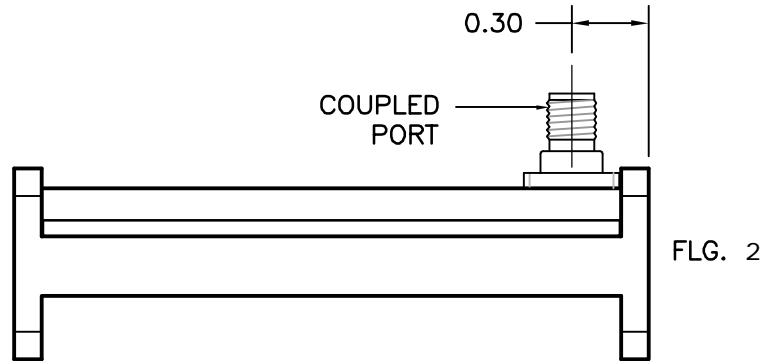


REV. A	AUTH. R.L.	DATE 7/17/03	INITIAL RELEASE	APPROVED
REV. B	AUTH. R.L.	DATE 04/16/05	NOTES REVISED	APPROVED



FLG. 1  
(INPUT)



**MODEL SPECIFICATIONS**

**MECHANICAL**

MODEL NUMBER(S): 28-331A-XX\*-6-6  
 28-332A-XX\*-6-6  
 \*SUBSTITUTE WITH DESIRED COUPLING VALUE (dB)

MATERIAL: 6061/T-6 ALUM.  
 BODY: STAINLESS STEEL  
 CONNECTORS: UNIQUE CORROSION RESISTANT 316 STAINLESS  
 FINISH: STEEL EPOXY COATING  
 FLANGES: WR28 COVER TYPE IS STD., EQUIV. TO UG 599/U

MATERIAL	SEE NOTES	TREATMENT	-	DRAWN	R. LYNCH	DATE	7/17/03	
FINISH	SEE NOTES	MOD. NO.	SEE NOTES	CHECKED		DATE		
<b>OUTLINE, WR28 COUPLER</b> <b>SHORT LENGTH HIGH DIRECTIVITY</b>				APPROVED		DATE		
				CAGE CODE: ORB4		DO NOT SCALE DWG		
ADVANCED TECHNICAL MATERIALS, INC. 49 RIDER AVE., PATCHOGUE N.Y. 11772 TEL: (631) 289-0363 FAX: (631) 289-0358 <a href="http://www.atmmicrowave.com">http://www.atmmicrowave.com</a>				UNLESS OTHERWISE NOTED DIMENSIONS ARE IN INCHES TOLERANCES ARE:		FRACTIONS ±1/64 DECIMALS ±.03 ANGLES ±1/2°	SHEET. <b>1/1</b>	
						SCALE <b>NONE</b>	DWG. NO. <b>3695W</b>	REV. <b>B</b>