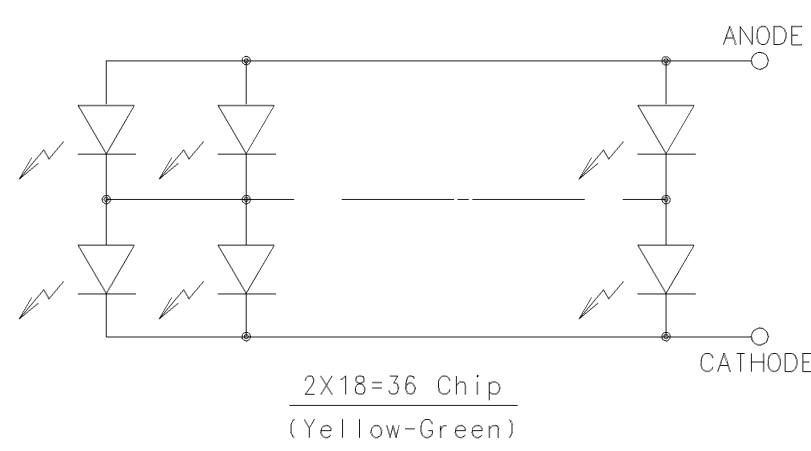
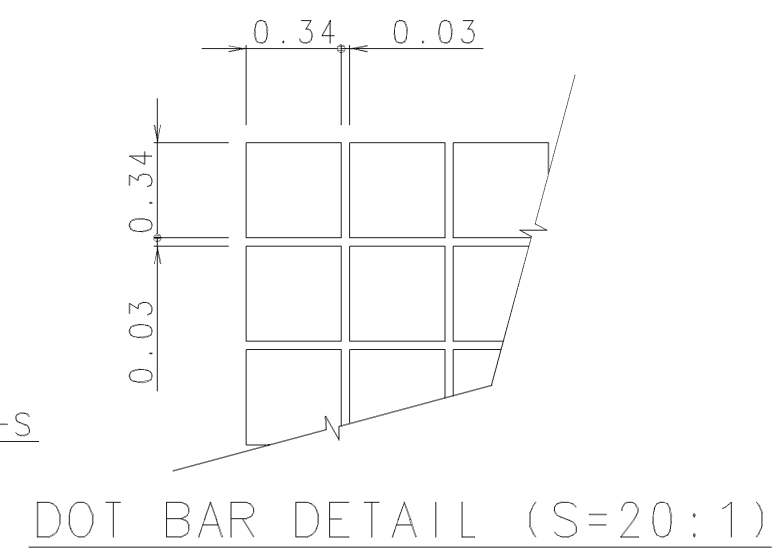
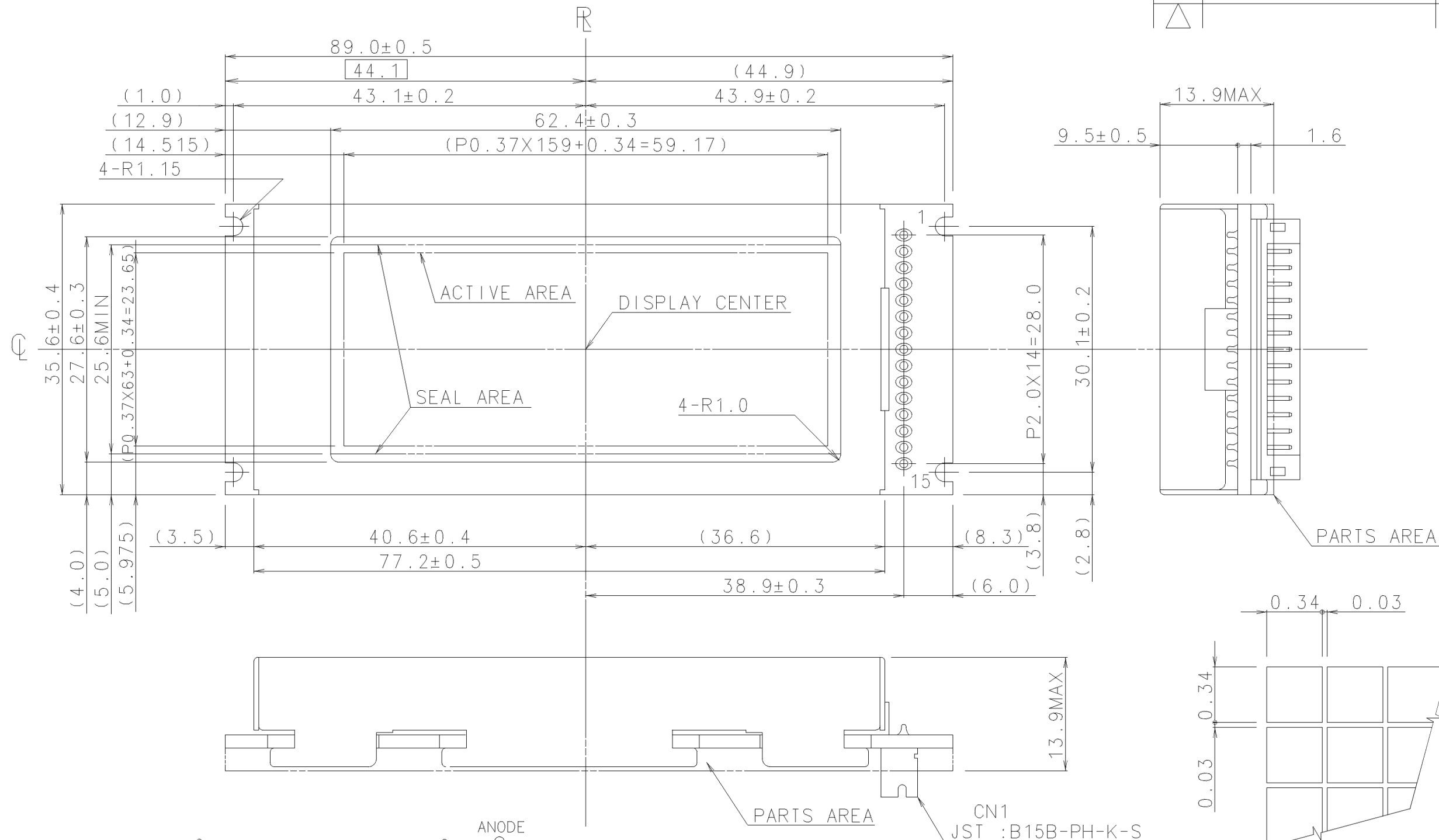




ISSUE	REVISIONS	DRAWN	APPROVED	DATE
△				



CN1 PIN ASSIGNMENT

No.	SYMBOL	No.	SYMBOL
1	FLM	9	D0
2	LP	10	D1
3	CP	11	D2
4	M	12	D3
5	VADJ	13	DISP OFF
6	Vcc	14	ANODE
7	Vss	15	CATHODE
8	VEE		

MEASURE	TOLERANCE			THIRD ANGLE PROJECTION	DATE	OPTREX CORPORATION
	A	B	C			
$L \leq 16$	± 0.1	± 0.3	± 1	UNIT	Mar. 12'98	TITLE
$16 < L \leq 63$	± 0.2	± 0.5	± 1.5	mm	APPROVED	DIMENSIONAL OUTLINE
$63 < L \leq 250$	± 0.3	± 0.8	± 2	SCALE	CHECKED	CODE
$250 < L \leq 500$	± 0.5	± 1.2	± 3	2:1	H.Miyano	DMF-51026NY-LY
$500 < L$	± 0.8	± 2	± 4	DRAWN	M.Iwasaki	DWG NO
ANGLE	$\pm 1^\circ$	$\pm 5^\circ$	$\pm 10^\circ$			UE-300213