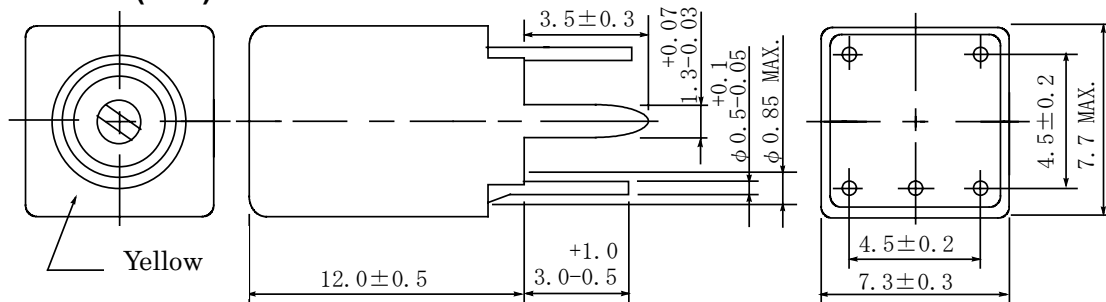


Type: S-7GDJ
◆ Product Description

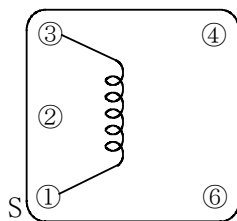
- 7.7×7.6mm Max.(L×W), 12.5mm Max. Height.
- Inductance:0.1~10 μ H Max.
- Operating frequency: 300MHz Max.
- In addition to the reference versions of parameters shown here, custom designs are available to meet your exact requirements


◆ Feature

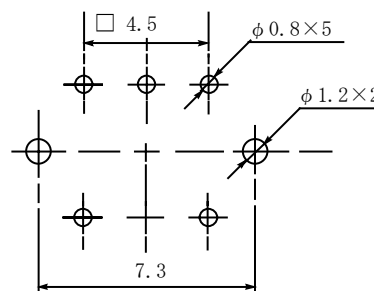
- Variable shielded type.
- RoHS Compliance

◆ Dimensions (mm)


- * Dimension does not include solder used on coil.
- * Pin pitch should be measured at the root of terminal.

◆ Connection (Bottom View)


“S” is winding start.

◆ Terminal Layout

◆ Specification (Part No. S-099-5596)

Item	(1 - 3)	Measuring Condition
Inductance	16.5 μ H ± 8% Variable	2.52 MHz
Unloaded Qu	42±20% Within.	2.52 MHz
Preset Position	16.5 μ H ± 3% Within	2.52 MHz
Using Frequency Scope: 4.225~ 4.585 MHz		