
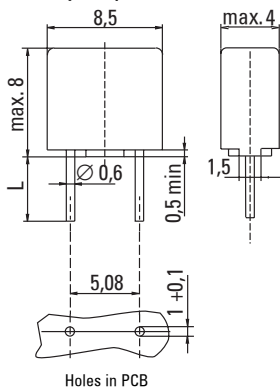


No. 395 / TE5®



Dimensions (mm)



Long Leads (L=18.8 mm)
Short Leads (L=4.3 mm)

UL 248-14, 125 V, F

Time-Current Characteristic
Quick Acting (F)

Standard
UL 248-14
CSA C22.2 No. 248.14

Approvals
UL Listed
cUL Listed
METI-PSE

Features

- Reduced PCB space requirements
- Direct solderable or plug-in versions
- Internationally approved
- Low internal resistance
- Shocksafe casing
- Vibration resistant
- Halogen free
- CCCe for China import

WebLinks

Further infos see:
www.wickmanngroup.com

Further application infos see Fuseology:
www.wickmanngroup.com/download/fuseology.pdf

Specifications

Packaging

000: Tape/Ampopack (1400 pcs.)
044: Short Leads - Bulk (1400 pcs.)

Materials

Base/Cap: Brown Thermoplastic
Polyamide PA 6.6, UL 94V0
Round Pins: Copper, Sn plated

Operating Temperature

-40 °C to +85 °C (consider de-rating)

Climatic Category

-40 °C/+85 °C/21 days
(EN 60068-1,-2-1,-2-2,-2-8)

Stock Conditions

+10 °C to +60 °C
relative humidity ≤ 75 % yearly average,
without dew, maximum value for 30 days - 95 %

Vibration Resistance

24 cycles at 15 min. each (EN 60068-6)
10 - 60 Hz at 0.75 mm amplitude
60 - 2000 Hz at 10 g acceleration

Lead Pull Strength

10 N (IEC 60068-2-21)

Solderability

260 °C, ≤ 3 s (Wave)
350 °C, ≤ 3 s (Soldering iron)

Soldering Heat Resistance

260 °C, 10 s (IEC 60068-2-20)

Marking

Ⓜ, F, Current Rating, Approvals

Unit Weight

0.60 g (approx.)



CCCe

Limits for Pre-arcing Time

Rated Current	2.0 x I _N	2.0 x I _N Ⓜ
50 mA ... 6.30 A	< 60 s	< 5 s

Permissible continuous operating current is ≤ 70 % at ambient temperature of 23 °C (73.4 °F).

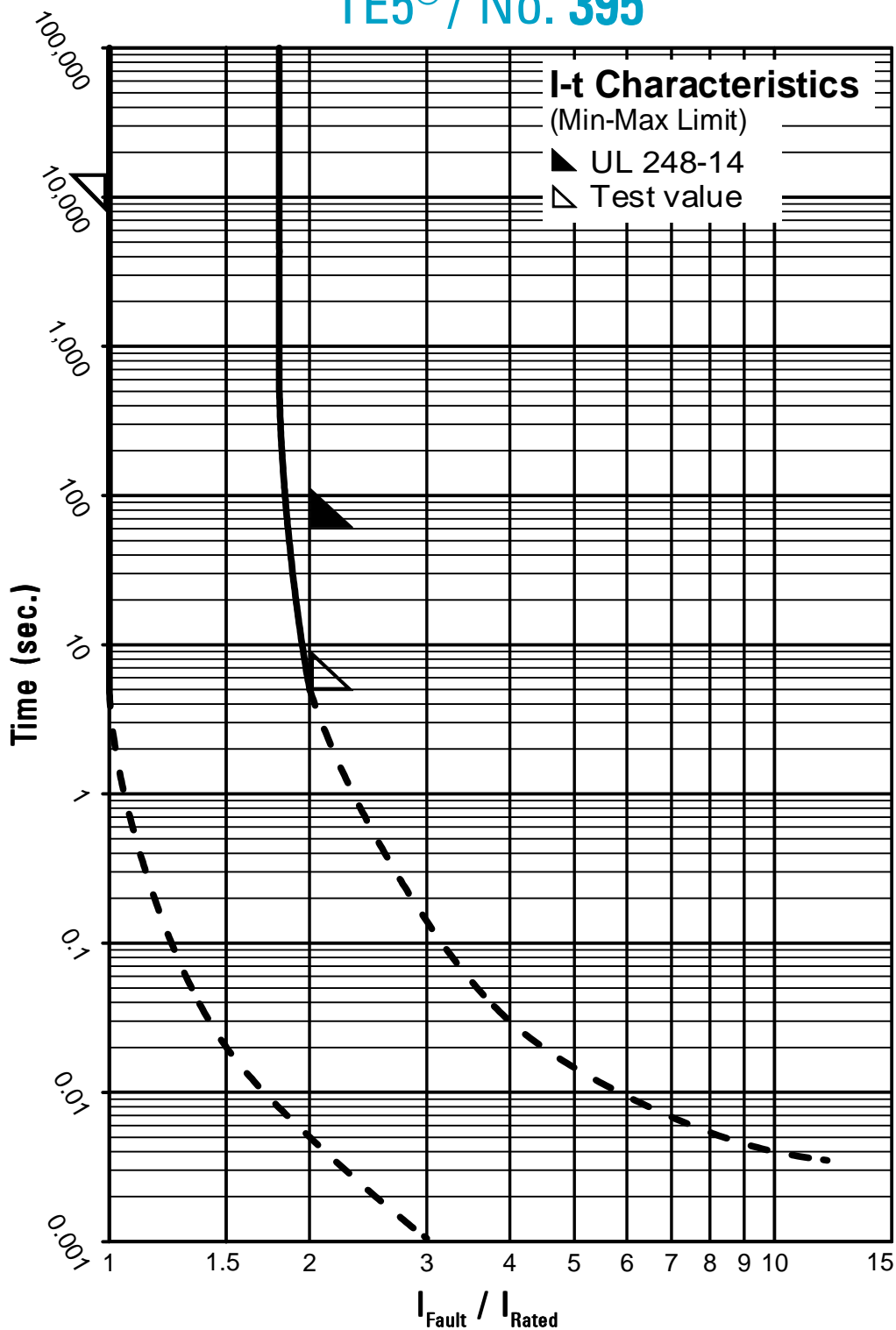
Rated Current	Amp Code	Voltage Rating	Breaking Capacity	Voltage Drop 1.0 x I _N Ⓜ max. (mV)	Power Dissipation 1.0 x I _N Ⓜ max. (mW)	Melting Integral 10 x I _N Ⓜ max. (A ² s)	Approvals			
							UL	cUL	METI-PSE	CCCe
50mA	0050	125V		1600	85	0.0001	•	•		•
63mA	0063	125V		1300	85	0.00013	•	•		•
80mA	0080	125V		1200	100	0.0002	•	•		•
100mA	0100	125V		1100	110	0.0013	•	•		•
125mA	0125	125V		1350	160	0.0019	•	•		•
160mA	0160	125V		1000	150	0.0037	•	•		•
200mA	0200	125V		950	210	0.0075	•	•		•
250mA	0250	125V		900	225	0.013	•	•		•
315mA	0315	125V		800	255	0.026	•	•		•
400mA	0400	125V	100A/125VAC	230	95	0.015	•	•		•
500mA	0500	125V	50-60Hz	220	110	0.025	•	•		•
630mA	0630	125V	cos φ=1.0	210	135	0.045	•	•		•
800mA	0800	125V		200	160	0.068	•	•		•
1.00A	1100	125V		190	190	0.13	•	•	•	•
1.25A	1125	125V		180	225	0.2	•	•	•	•
1.60A	1160	125V		170	275	0.39	•	•	•	•
2.00A	1200	125V		160	450	0.53	•	•	•	•
2.50A	1250	125V		150	375	1.1	•	•	•	•
3.15A	1315	125V		140	445	1.9	•	•	•	•
4.00A	1400	125V		130	520	3.2	•	•	•	•
5.00A	1500	125V		120	600	6.1	•	•	•	•
6.30A	1630	125V		115	850	9.7	•	•		•

Order Information

Qty.	Order-Number	Series	Amp Code	Packaging
		395		

Specifications are subject to change without notice

TE5[®] / No. 395



Contact WICKMANN for individual I-t curves