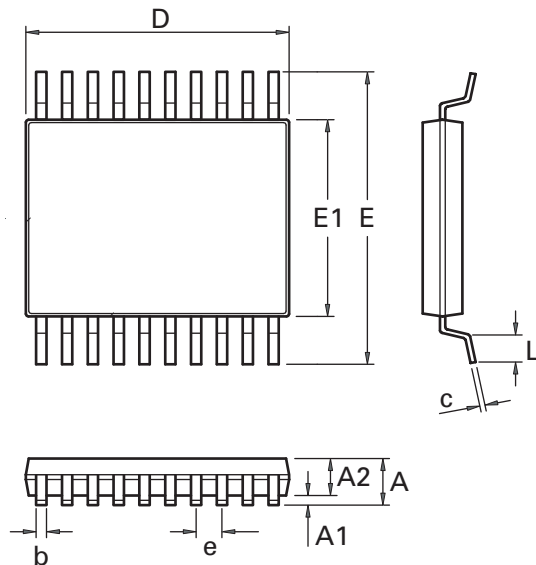


Package information - TSSOP20

Surface mounted, 20 pin package

Package outline



DIM	Millimeters		Inches	
	Min	Max	Min	Max
A	-	1.20	-	0.047
A1	0.05	0.15	0.002	0.006
A2	0.80	1.05	0.031	0.041
D	6.40	6.60	0.252	0.260
E	6.40 BSC		0.252 BSC	
L	0.45	0.75	0.018	0.030
e	0.65 BSC		0.026 BSC	
b	0.19	0.30	0.007	0.012
c	0.09	0.20	0.004	0.008

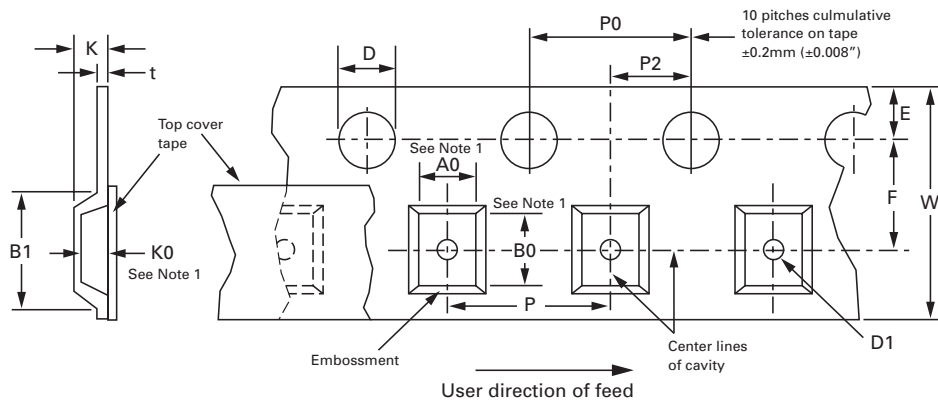
Note: Controlling dimensions are in millimeters. Approximate dimensions are provided in inches

Nominal weight

Nominal weight per device 69mg.

Package information - TSSOP20

Embossed carrier tape configuration



Dimensions mm (inches)	Tape size (mm)			
	8	12	16	24
A0, B0, K0	See note*	See note*	See note*	See note*
B1 (max.)	4.55 (0.179)	8.20 (0.323)	12.10 (0.476)	20.10 (0.791)
D	1.50 + 0.10 - 0.00	1.50 + 0.10 - 0.00	1.50 + 0.10 - 0.00	1.50 + 0.10 - 0.00
D1 (max.)	1.00 (0.039)	1.50 (0.059)	1.50 (0.059)	1.50 (0.059)
E	1.75 ± 0.10	1.75 ± 0.10	1.75 ± 0.10	1.75 ± 0.10
F	3.50 ± 0.10 (0.138 ± 0.004)	5.50 ± 0.05 (0.217 ± 0.002)	7.50 ± 0.10 (0.295 ± 0.004)	11.50 ± 0.10 (0.453 ± 0.004)
P	4.00 ± 0.10 (0.157 ± 0.004)	4.00 ± 0.10 (0.157 ± 0.004) 8.00 ± 0.10 (0.315 ± 0.004)	4.00 ± 0.10 (0.157 ± 0.004) 8.00 ± 0.10 (0.315 ± 0.004) 12.00 ± 0.10 (0.472 ± 0.004)	4.00 ± 0.10 (0.157 ± 0.004) to 20.00 ± 0.10 (0.787 ± 0.004) in 4.00 (0.157) increments
P0	4.00 ± 0.10	4.00 ± 0.10	4.00 ± 0.10	4.00 ± 0.10
P2	2.00 ± 0.05	2.00 ± 0.05	2.00 ± 0.05	2.00 ± 0.05
t (max.)	0.40	0.40	0.40	0.40
W	8.00 (0.315)	12.00 ± 0.30 (0.472 ± 0.012)	16.30 (0.642)	24.30 (0.957)

NOTES:

* A0, B0 and K0 dimensions are determined with respect to EIA/JEDEC rotational and lateral movement requirements (see fig. 1).

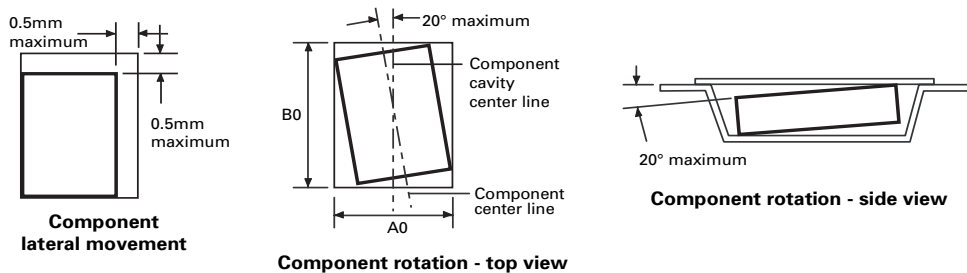
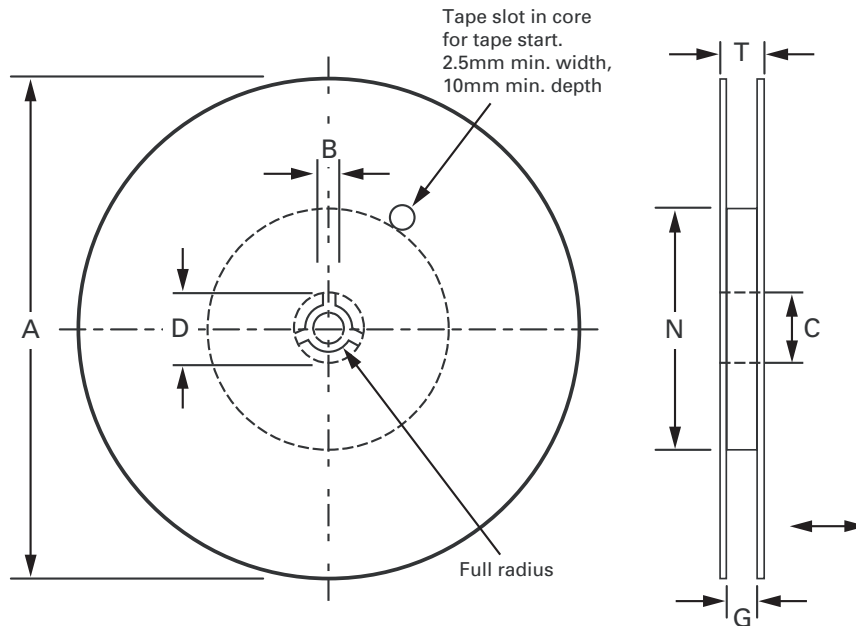


Figure 1 - rotational and lateral movement

Package information - TSSOP20

Reel configuration



Tape size	A (max.)	B (min.)	C	D (min.)	N (min.)	G	T (max.)
8mm	179 (7.047)	1.5 (0.06)	13.00 ±0.02 (0.512 ±0.008)	25.0 (0.984)	50 (1.969)	8.4 +1.5 -0.0 (0.33 +0.06 - 0.00)	14.4 (0.567)
12mm	330 (12.992)	1.5 (0.06)	13.00 ±0.02 (0.512 ±0.008)	20.2 (0.795)	50 (1.969)	12.4 +2.0 -0.0 (0.49 +0.079 - 0.00)	18.4 (0.724)
16mm	330 (12.992)	1.5 (0.06)	13.00 ±0.02 (0.512 ±0.008)	20.2 (0.795)	50 (1.969)	16.4 +2.0 -0.0 (0.65 +0.079 - 0.00)	22.4 (0.882)
24mm	330 (12.992)	1.5 (0.06)	13.00 ±0.02 (0.512 ±0.008)	20.2 (0.795)	60 (2.362)	24.4 +2.0 -0.0 (0.96 +0.079 -0.00)	30.4 (1.197)

This publication is issued to provide outline information only which (unless agreed by the company in writing) may not be used, applied or reproduced for any purpose or form part of any order or contact or be regarded as a representation relating to the products or services concerned. The company reserves the right to alter without notice the specification, design, price or conditions of supply of any product or service.